



Morbidity Week 46 : January 1-November 19, 2016

Epidemiology Bureau
Public Health Surveillance Division

Trend in the Philippines

This report summarizes PIDS Rotavirus surveillance in the Philippines. A total of **1,053** confirmed rotavirus cases were reported from January 1 to November 19, 2016. This is **18.2%** higher compared to the same time period last year (**891**).

Geographic Distribution

Most of the cases were from the following regions: **Region I** (25.36%), **Region VI** (22.51%), **ARMM** (15.76%), **Region XII** (11.40%) and **NCR** (7.41%)(Fig.3).

Profile of Cases

Ages of cases ranged from less than 1 month to 79 years old (median= 1 year). Majority of cases were male (57.6%). Most of the cases belonged to the 1 year old (37.13%) (Fig. 3). There were 2 reported deaths among the confirmed rotavirus cases (Table 1).

Confirmed Rotavirus Cases MW46 (1,053)

Region	Cases
I	267
II	0
III	1
IVA	2
IVB	12
V	15
VI	237
VII	0
VIII	7
IX	67
X	0
XI	0
XII	120
ARMM	166
CAR	0
CARAGA	73
NCR	78
NO DATA	8
PHL	1,053

Legend - Total
1 Dot = 1

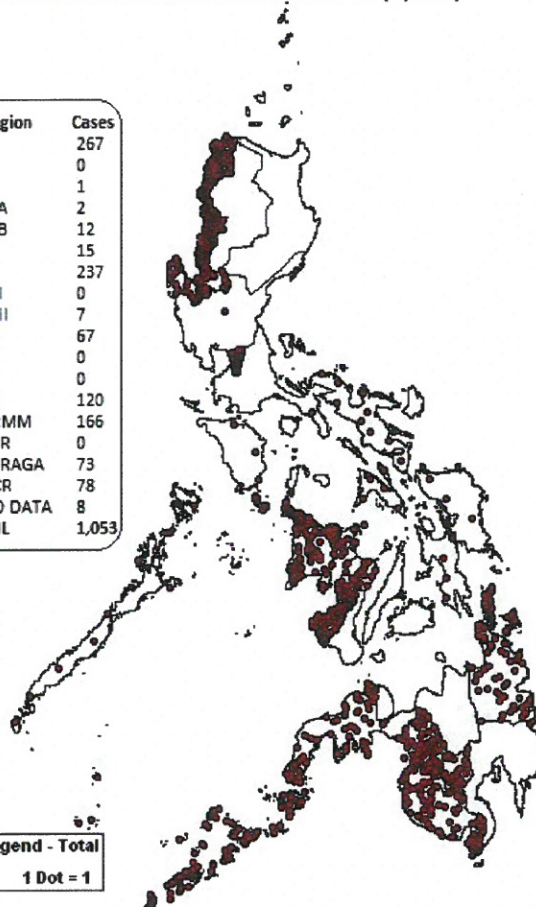
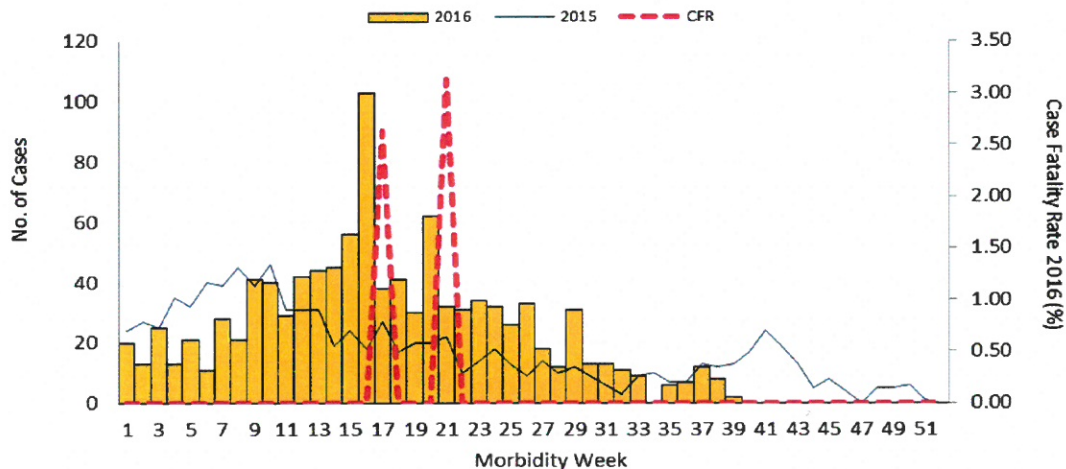


Fig. 1 Confirmed Rotavirus Cases by Morbidity Week, Philippines, as of November 19, 2016
2015 vs 2016* (n=1,053)



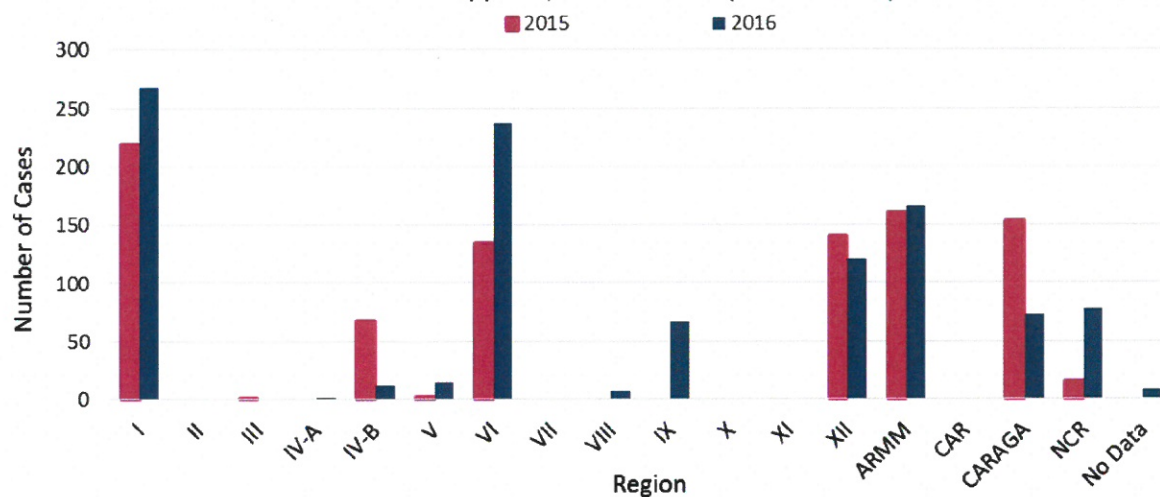
*As of morbidity week 46 (January 1 – November 19, 2016)



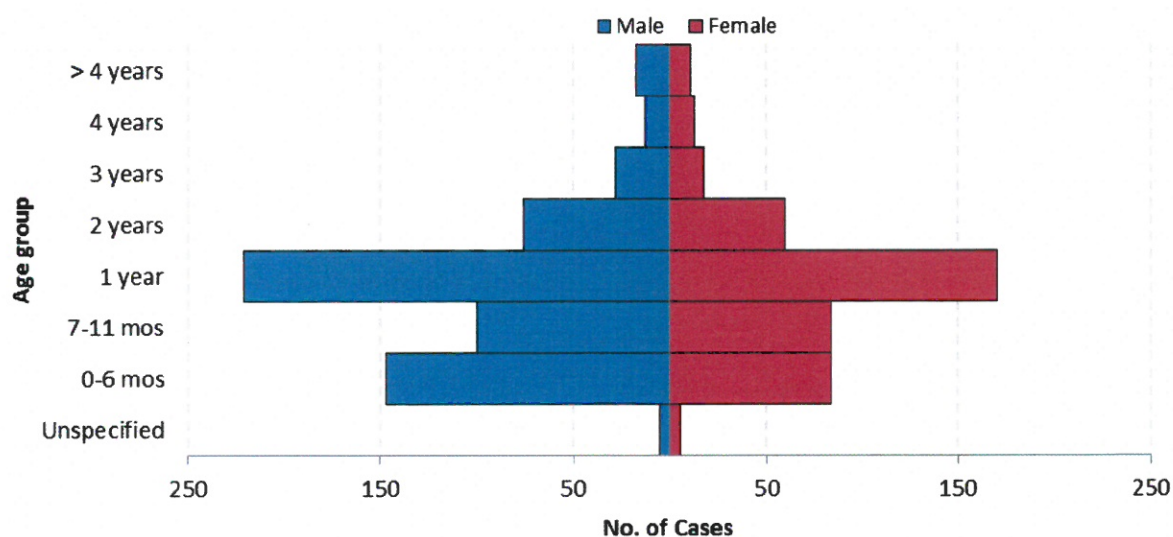
Morbidity Week 46 : January 1-November 19, 2016

Epidemiology Bureau
 Public Health Surveillance Division

**Fig. 2 Confirmed Rotavirus Cases by Region
 Philippines, 2015 vs 2016 (as of MW 46)**



**Fig. 3 Confirmed Rotavirus Cases by Agegroup and Sex
 Philippines, as of November 19, 2016 (n=1,053)**






Morbidity Week 46 : January 1-November 19, 2016

Epidemiology Bureau
Public Health Surveillance Division


Table 1. Confirmed Rotavirus Cases & Deaths by Region
Philippines, 2016* vs 2015

Region	Cases			Deaths			
	2016	2015	% Change	2016	CFR (%)	2015	CFR (%)
I	267	219	21.92	2	0.75	2	0.91
II	0	0	-	0	-	0	-
III	1	1	0.00	0	0.00	0	0.00
IV-A	2	0	-	0	0.00	0	-
IV-B	12	67	-82.09	0	0.00	0	0.00
V	15	2	650.00	0	0.00	0	0.00
VI	237	134	76.87	0	0.00	1	0.75
VII	0	0	-	0	-	0	-
VIII	7	0	-	0	0.00	0	-
IX	67	0	-	0	0.00	0	-
X	0	0	-	0	-	0	-
XI	0	0	-	0	-	0	-
XII	120	140	-14.29	0	0.00	0	0.00
ARMM	166	160	3.75	0	0.00	0	0.00
CAR	0	0	-	0	-	0	-
CARAGA	73	153	-52.29	0	0.00	0	0.00
NCR	78	15	420.00	0	0.00	0	0.00
No Data	8	0	-	0	0.00	0	-
Total	1053	891	18.18	2	0.19	3	0.34

EDITORIAL BOARD


IRMA L. ASUNCION, MD, MHA, CESO IV
Director IV, Epidemiology Bureau


GENESIS MAY J. SAMONTE, MD, MSc, PHSAE
OIC-Division Chief PHSD


Allan P. Ignacio
Statistician II


June B. Corpuz, RN
PIDSR Program Manager


Jezza Jonah D. Crucena, RN
VPD Program Manager