



Morbidity Week 49 - January 1 – December 10, 2016

Epidemiology Bureau
 Public Health Surveillance Division

Notifiable Diseases	January 1 to December 10 (Morbidity Week 49)				
	2016			2015	% Difference *2016 vs 2015
	Cases	Deaths	CFR (%)	Cases	
INFECTIOUS DISEASES					
Acute Encephalitis Syndrome	413	26	6.30	218	89.4
Bacterial Meningitis	2,082	181	8.69	2,163	-3.7
Hand, Foot and Mouth Disease	744	1	0.13	3,677	-79.8
Influenza	118	0	0.00	106	11.3
Influenza-like Illness	114,800	24	0.02	114,644	0.1
Meningococcal Disease	181	103	56.91	142	27.5
FOOD/WATER-BORNE DISEASES					
Acute Bloody Diarrhea	12,422	43	0.35	12,421	0.0
Cholera	115	0	0.00	18	538.9
Confirmed Rotavirus	1,082	2	0.18	901	20.1
Hepatitis A	600	2	0.33	830	-27.7
Paralytic Shellfish Poisoning	50	2	4.00	72	-30.6
Typhoid	27,760	38	0.14	30,550	-9.1
VECTOR-BORNE DISEASES					
Acute Hemorrhagic Fever	19	0	0.00	87	-78.2
Suspect Chikungunya	5,719	1	0.02	-	-
Suspect Dengue	200,546	944	0.47	204,116	-1.7
Confirmed Dengue	978	6	0.61	1,968	-50.3
Japanese Encephalitis	357	18	5.04	-	-
Malaria	1,794	2	0.11	1,008	78.0
ZOO NOTIC DISEASES					
Anthrax	0	0	0.00	0	0.0
Leptospirosis	1,613	161	9.98	1,347	19.7
Rabies	230	230	100.00	243	-5.3
OTHER DISEASES					
Hepatitis B	2,783	31	1.11	2,805	-0.8
Hepatitis C	83	5	6.02	58	43.1
Non-Neonatal Tetanus	873	172	19.70	813	7.4
VACCINE PREVENTABLE DISEASES					
Diphtheria	32	14	43.75	9	255.6
Measles	71	0	0.00	695	-89.8
Neonatal Tetanus	67	47	70.15	71	-5.6
Pertussis	25	6	24.00	5	400.0
Rubella	154	0	0.00	160	-3.8
DISEASE FOR ERADICATION					
Acute Flaccid Paralysis	2016		2015		
	Negative for Polio	Positive for Polio	Negative for Polio	Positive for Polio	
	321	0	397	0	

**NOTE: Case counts reported here do NOT represent the final number and are subject to change after inclusion of delayed reports and review of cases.*



Morbidity Week 49 - January 1 – December 10, 2016

Epidemiology Bureau
Public Health Surveillance Division

WEEKLY INCIDENCE OF INFECTIOUS DISEASES, 2015-2016

Fig. 1 Suspect Acute Encephalitis Syndrome Cases as of December 10, 2016 (N=413)

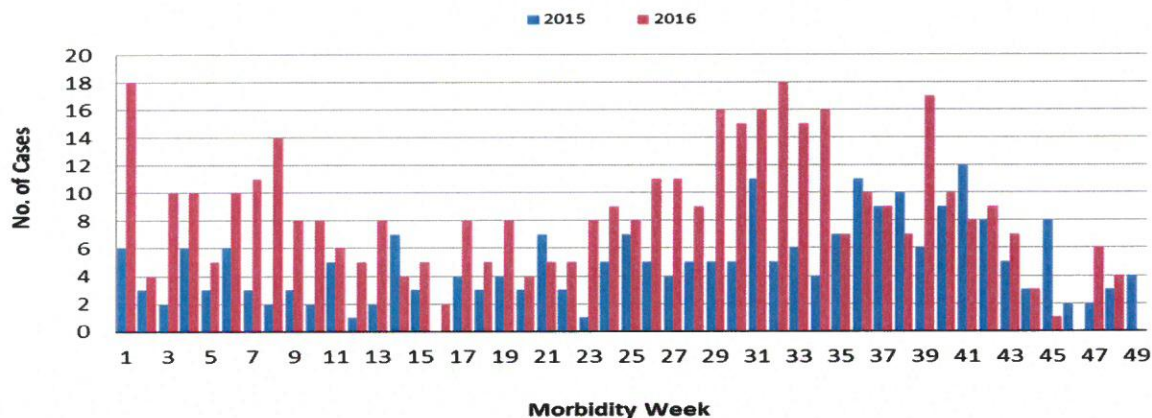


Fig. 2 Suspect Bacterial Meningitis Cases as of December 10, 2016 (N=2,082)

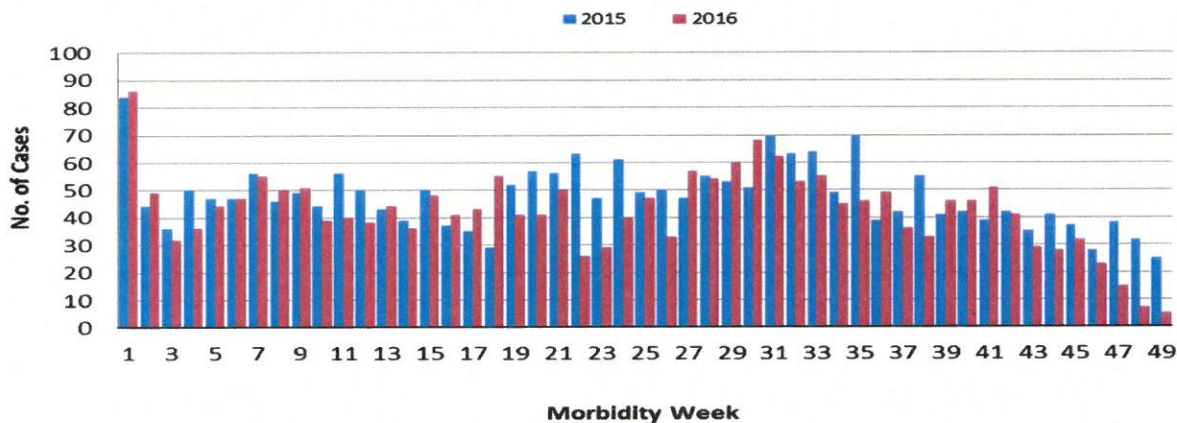
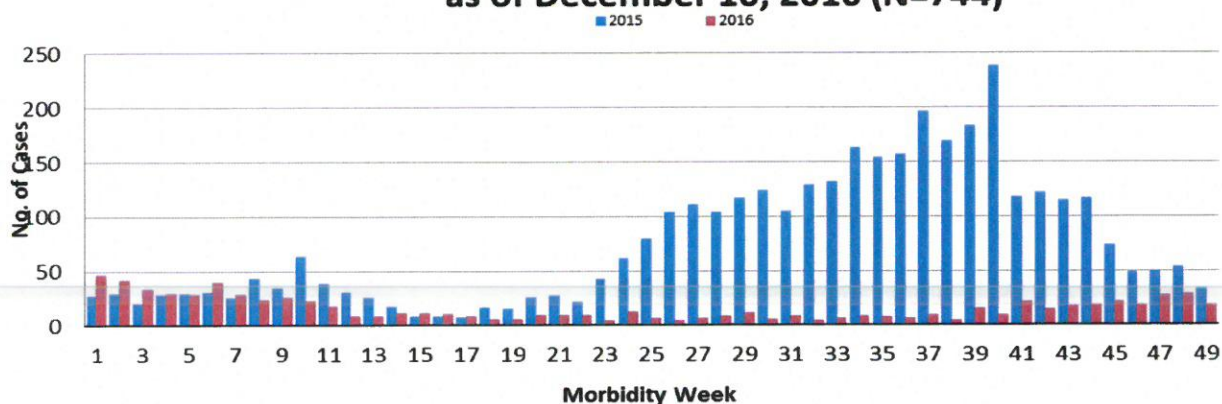


Fig. 3 Hand, Foot and Mouth Disease Cases as of December 10, 2016 (N=744)

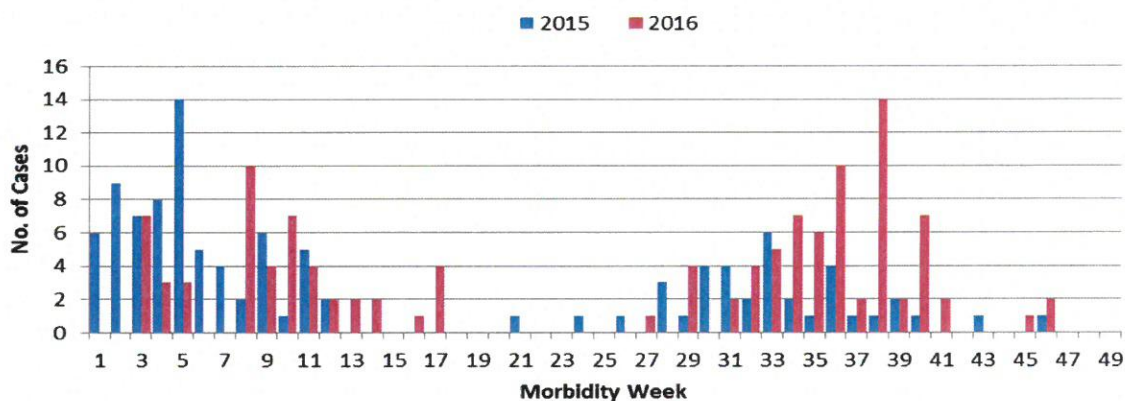




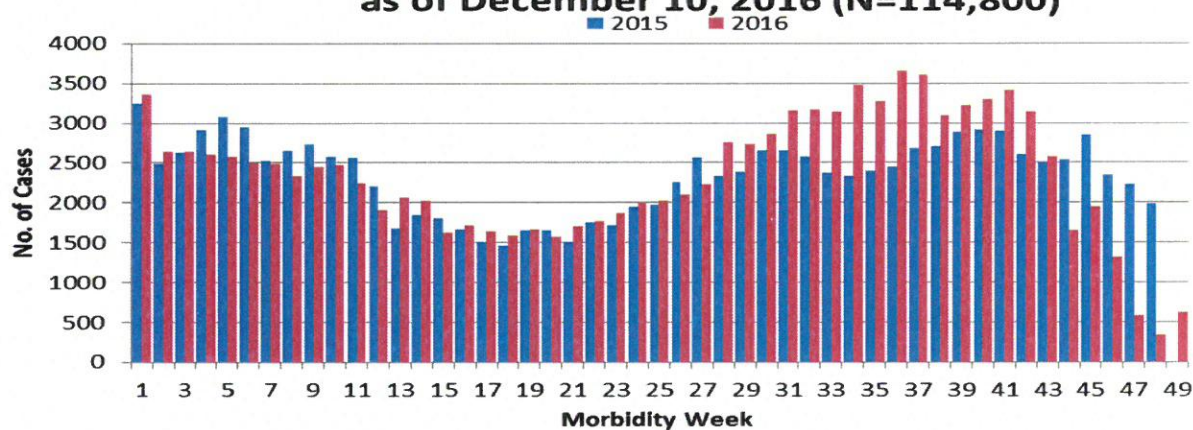
Morbidity Week 49 - January 1 – December 10, 2016

Epidemiology Bureau
Public Health Surveillance Division

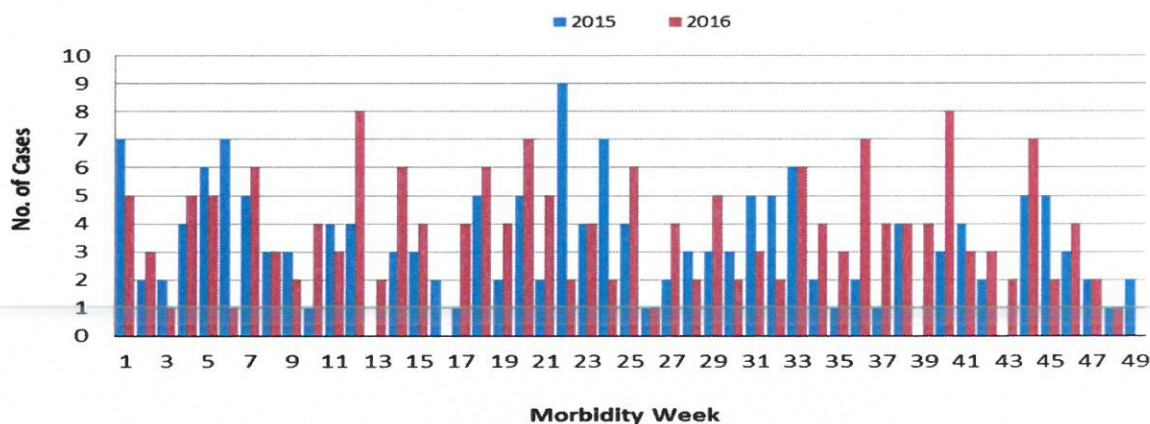
**Fig.4 Influenza Cases
as of December 10, 2016 (n=118)**



**Fig.5 Influenza-like Illness Cases
as of December 10, 2016 (N=114,800)**



**Fig. 6 Suspect Meningococcal Disease Cases
as of December 10, 2016 (N=181)**



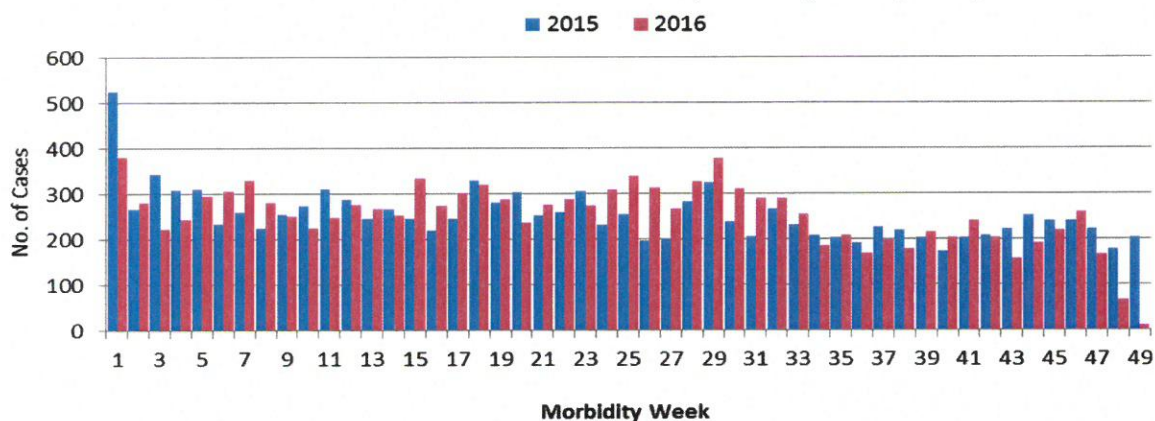


Morbidity Week 49 - January 1 – December 10, 2016

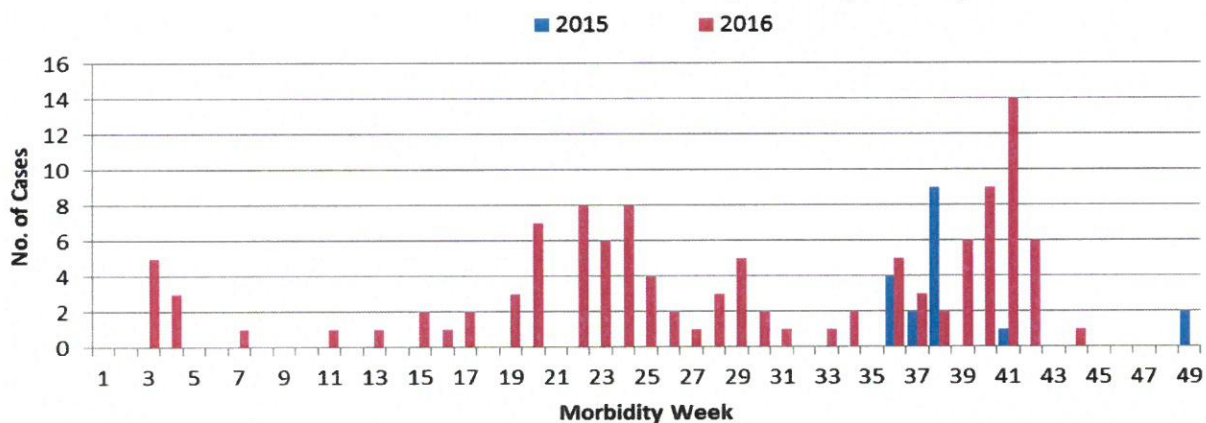
Epidemiology Bureau
Public Health Surveillance Division

WEEKLY INCIDENCE OF FOOD/WATER-BORNE DISEASES, 2015-2016

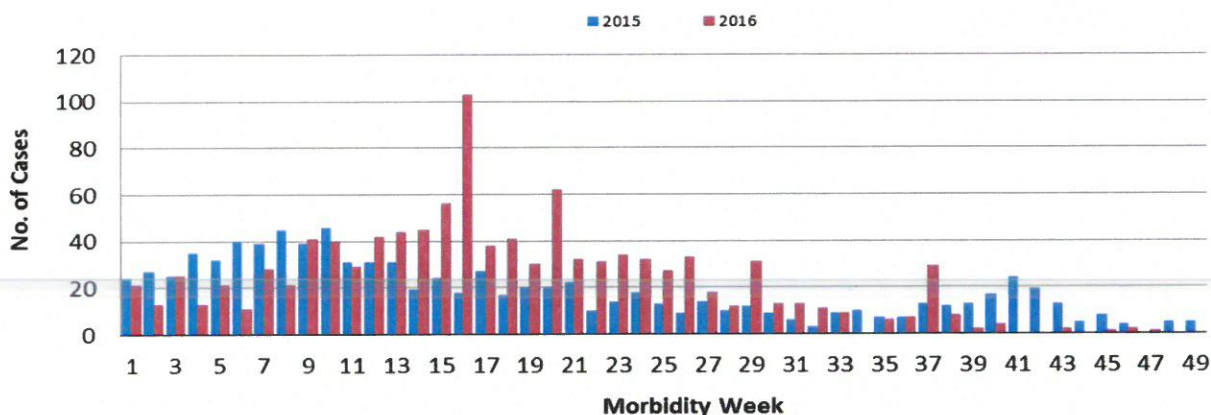
**Fig. 7 Acute Bloody Diarrhea Cases
as of December 10, 2016 (N=12,422)**



**Fig. 8 Confirmed Cholera Cases
as of December 10, 2016 (n=115)**



**Fig. 9 Confirmed Rotavirus Cases
as of December 10, 2016 (N=1,082)**

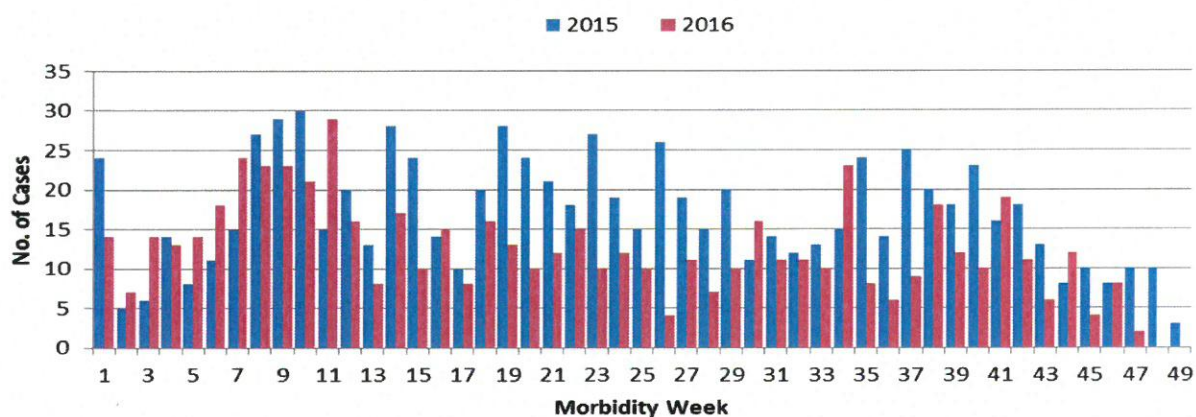




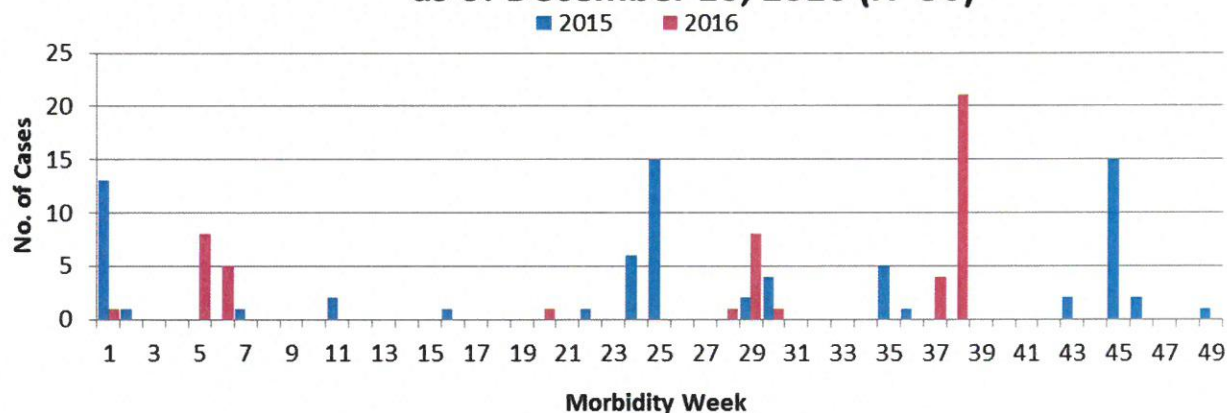
Morbidity Week 49 - January 1 – December 10, 2016

Epidemiology Bureau
Public Health Surveillance Division

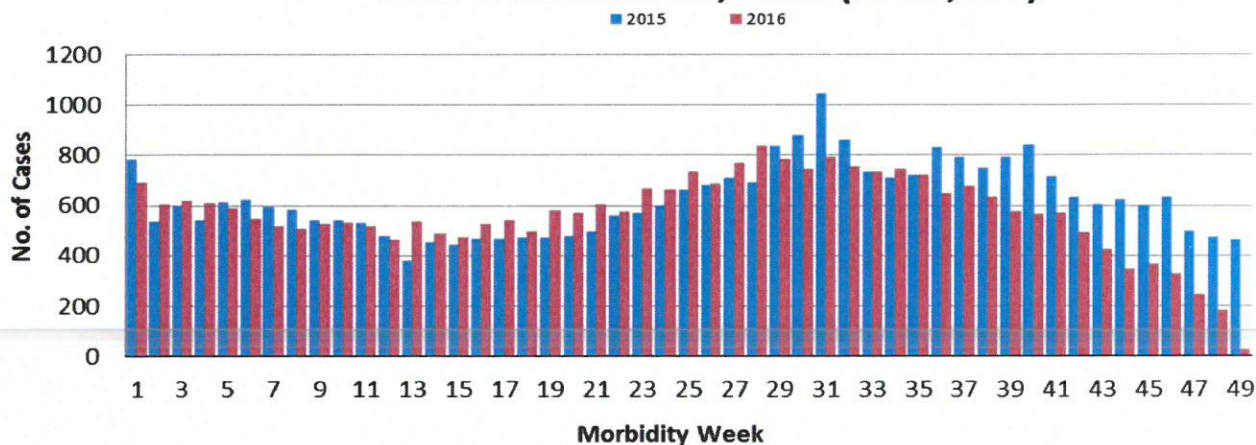
**Fig. 10 Hepatitis A Cases
as of December 10, 2016 (n=600)**



**Fig.11 Paralytic Shellfish Poisoning Cases
as of December 10, 2016 (N=50)**



**Fig. 12 Typhoid Cases
as of December 10, 2016 (N=27,760)**



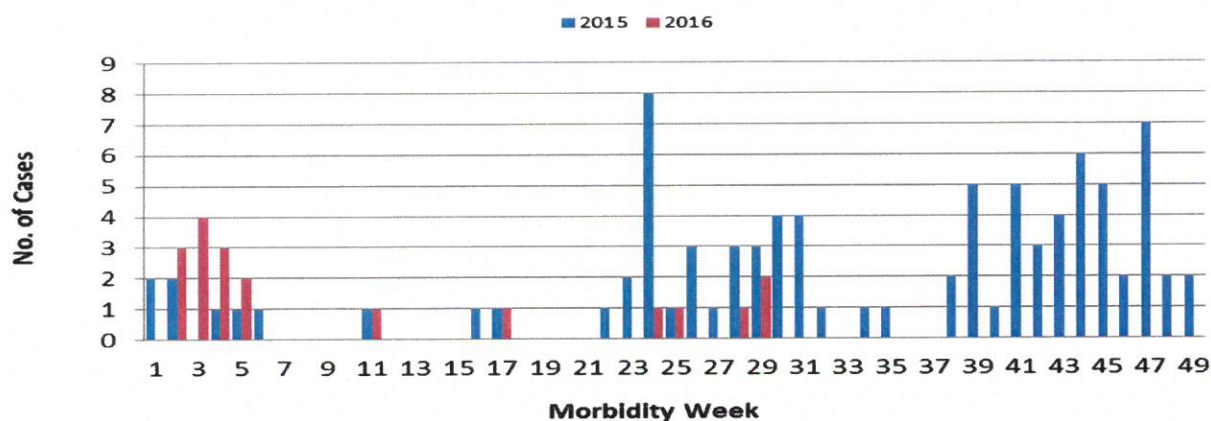


Morbidity Week 49 - January 1 – December 10, 2016

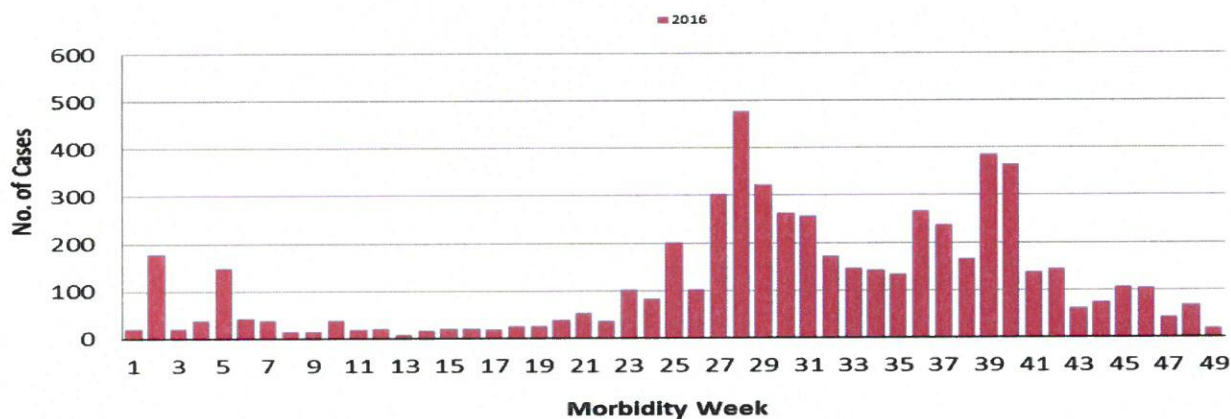
Epidemiology Bureau
Public Health Surveillance Division

WEEKLY INCIDENCE OF VECTOR-BORNE DISEASES, 2015-2016

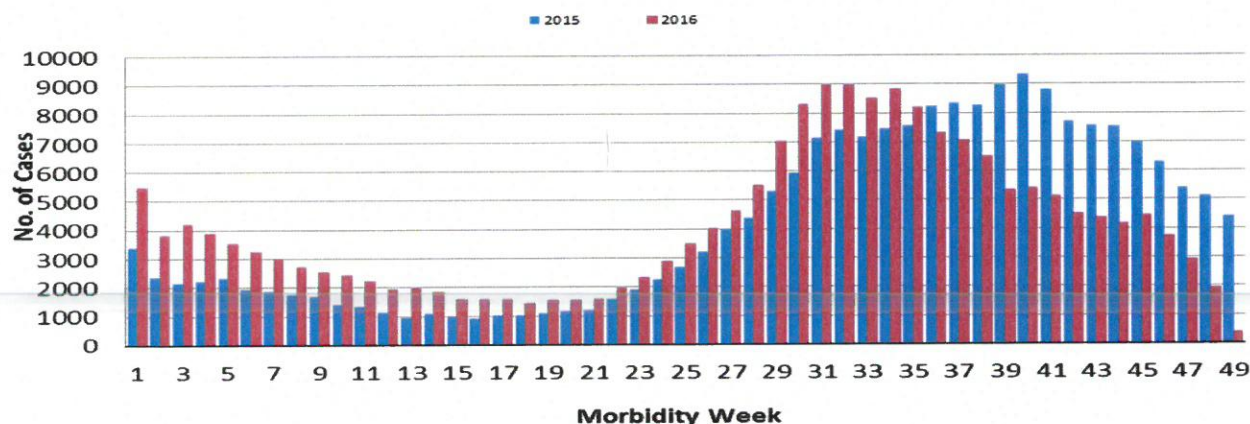
**Fig. 13 Suspect Acute Hemorrhagic Fever Cases
as of December 10, 2016 (N=19)**



**Fig. 14 Suspect Chikungunya Cases
as of December 10, 2016 (N=5,719)**



**Fig. 15 Suspect Dengue Cases
as of December 10, 2016 (N=200,546)**

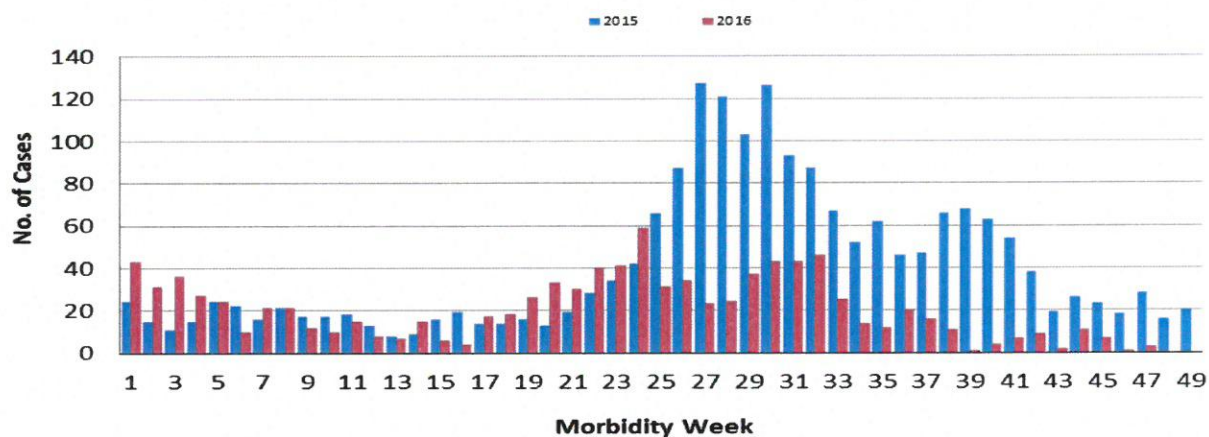




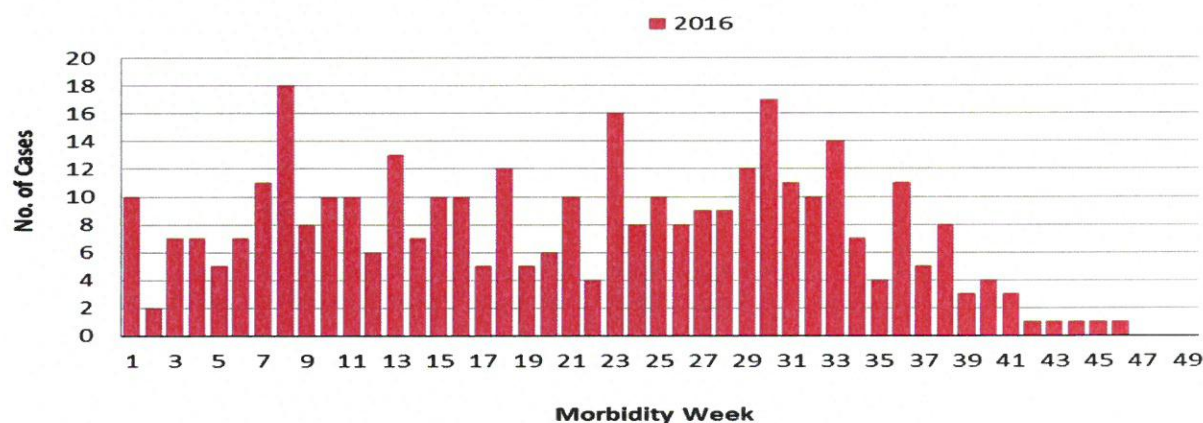
Morbidity Week 49 - January 1 – December 10, 2016

Epidemiology Bureau
Public Health Surveillance Division

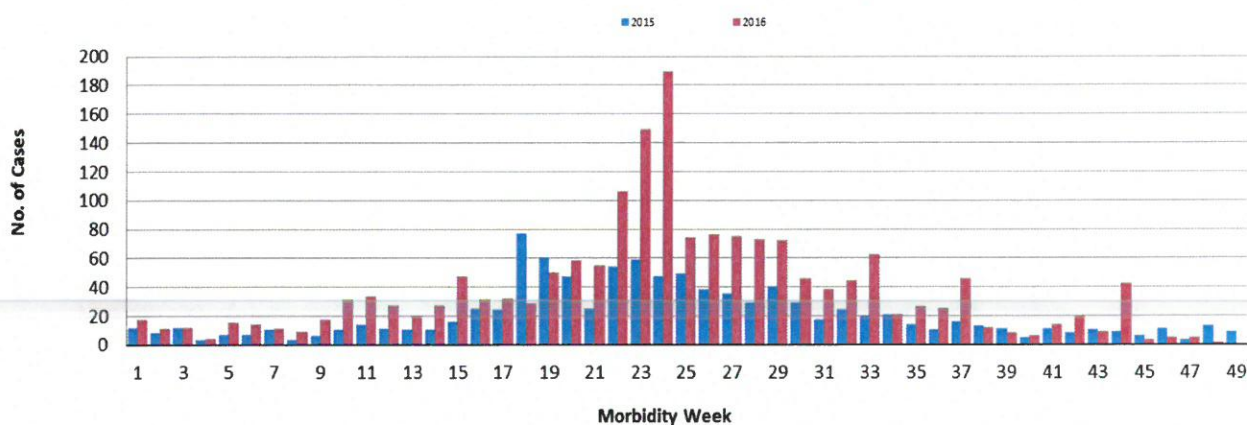
**Fig. 16 Confirmed Dengue Cases
as of December 10, 2016 (n=978)**



**Fig. 17 Reported Japanese Encephalitis Cases
as of December 10, 2016 (N=357)**



**Fig. 18 Malaria Cases
as of December 10, 2016 (N=1,794)**



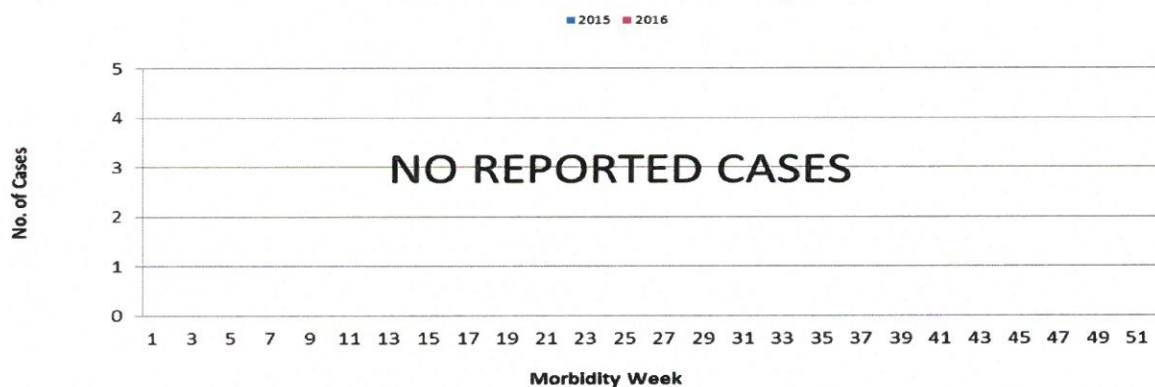


Morbidity Week 49 - January 1 – December 10, 2016

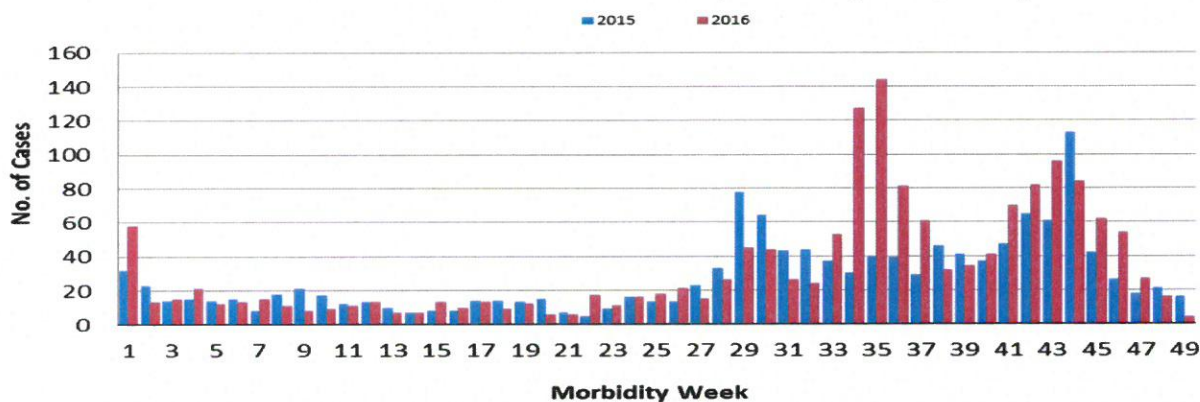
Epidemiology Bureau
Public Health Surveillance Division

WEEKLY INCIDENCE OF ZONOTIC DISEASES, 2015-2016

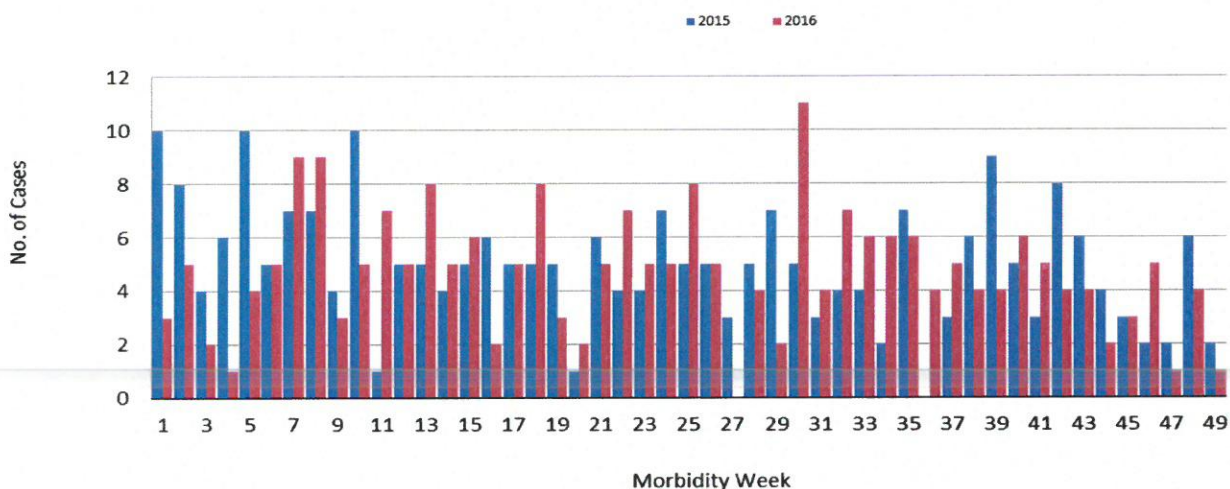
**Fig. 19 Suspect Anthrax Cases
as of December 10, 2016 (N=0)**



**Fig. 20 Leptospirosis Cases
as of December 10, 2016 (N=1,613)**



**Fig. 21 Rabies Cases
as of December 10, 2016 (N=230)**



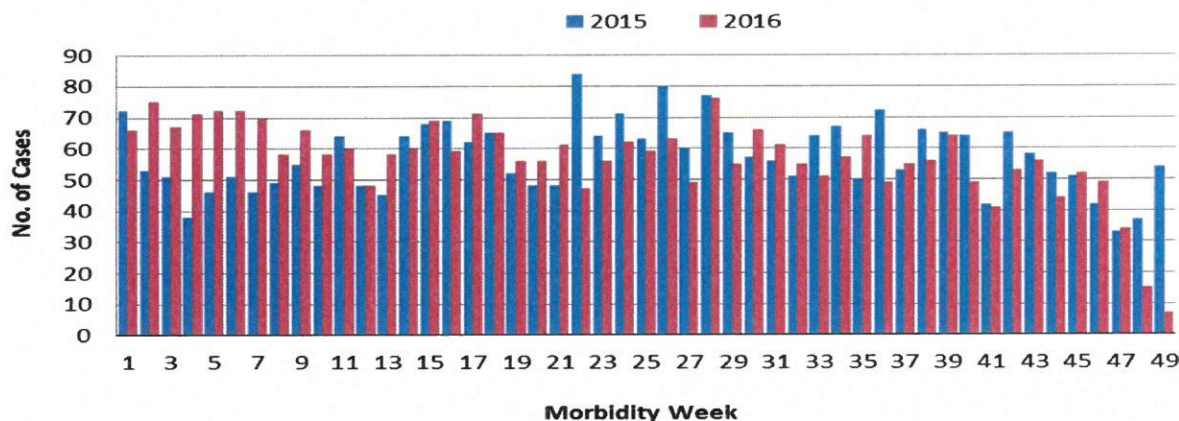


Morbidity Week 49 - January 1 – December 10, 2016

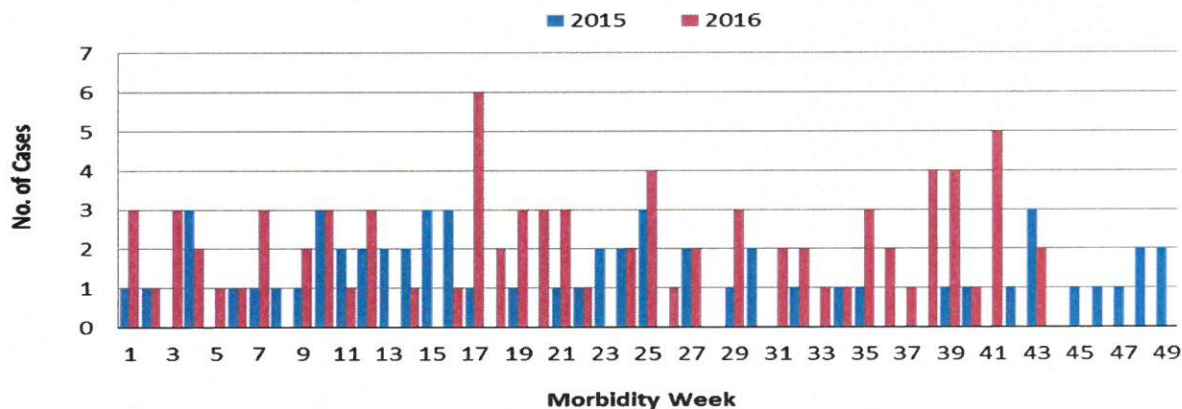
Epidemiology Bureau
Public Health Surveillance Division

WEEKLY INCIDENCE OF OTHER DISEASES, 2015-2016

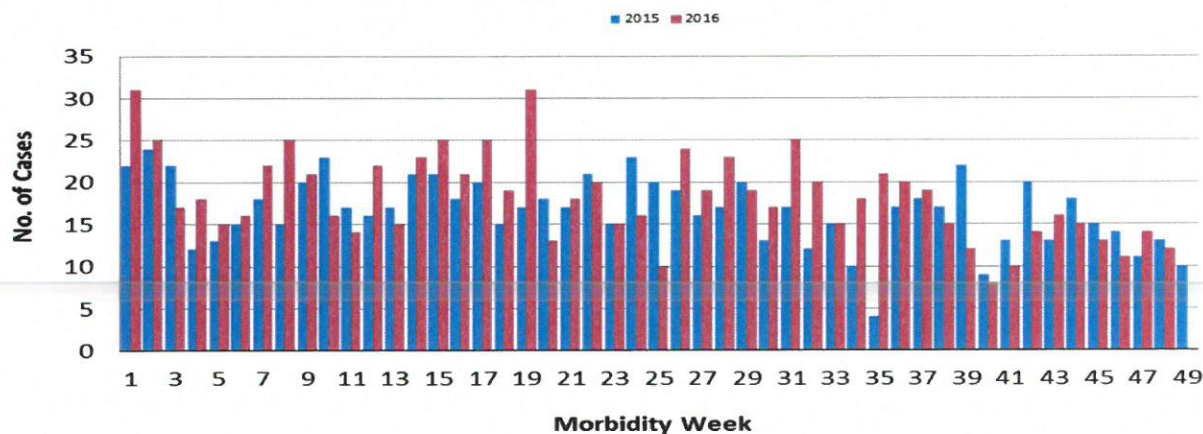
**Fig. 22 Confirmed Hepatitis B Cases
as of December 10, 2016 (n=2,783)**



**Fig. 23 Confirmed Hepatitis C Cases
as of December 10, 2016 (n=83)**



**Fig. 24 Non-Neonatal Tetanus Cases
as of December 10, 2016 (N=873)**



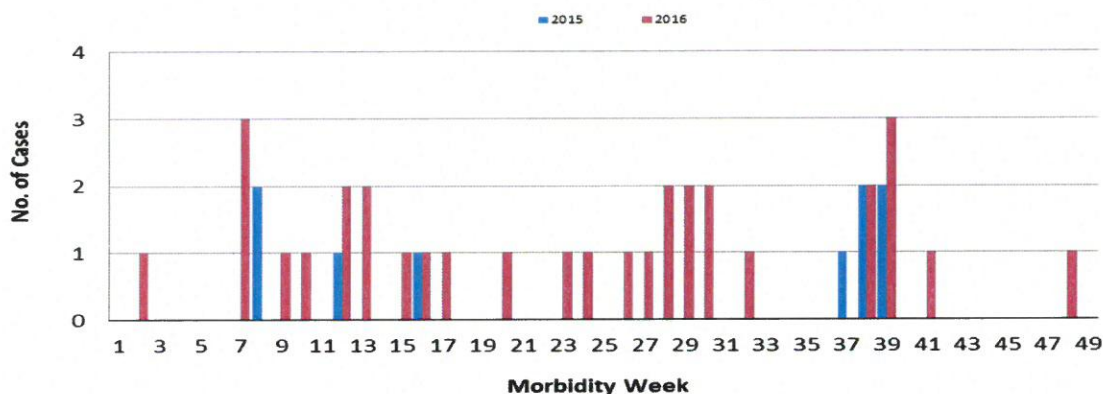


Morbidity Week 49 - January 1 – December 10, 2016

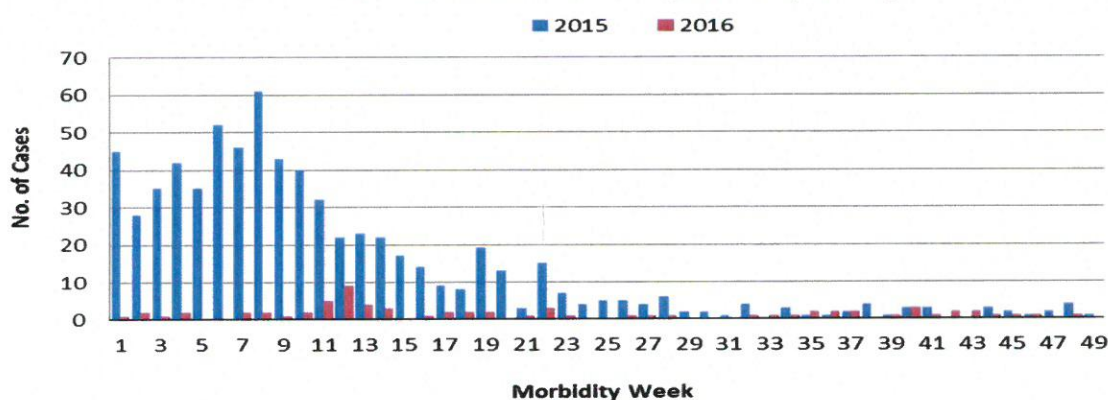
Epidemiology Bureau
Public Health Surveillance Division

WEEKLY INCIDENCE OF VACCINE PREVENTABLE DISEASES, 2015-2016

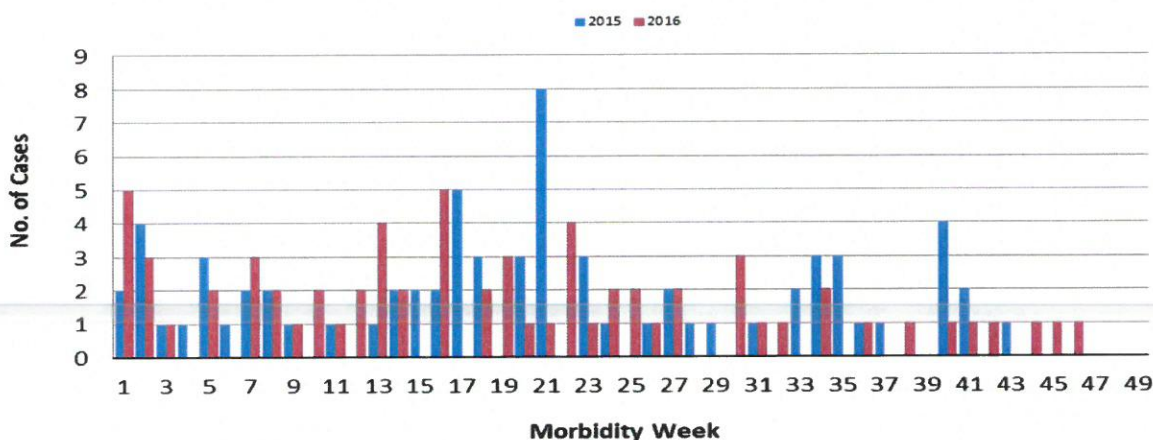
**Fig. 25 Confirmed Diphtheria Cases
as of December 10, 2016 (n=32)**



**Fig. 26 Confirmed Measles Cases
as of December 10, 2016 (n=71)**



**Fig. 27 Clinically Confirmed Neonatal Tetanus Cases
as of December 10, 2016 (n=67)**

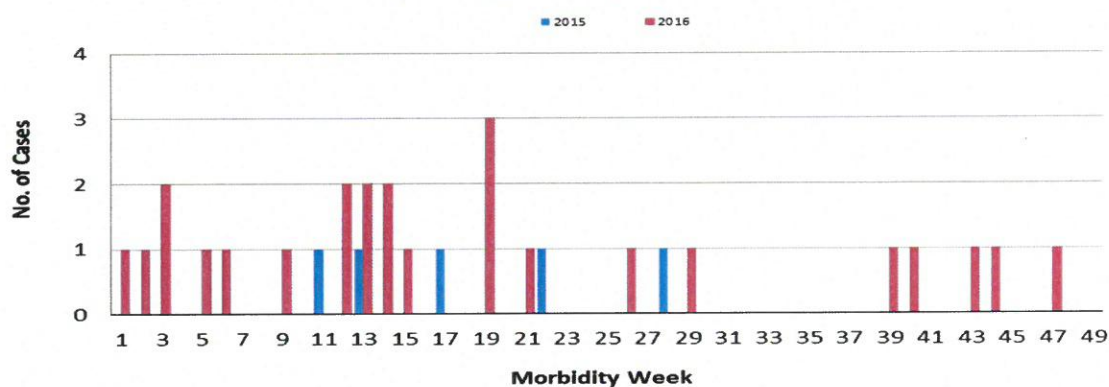




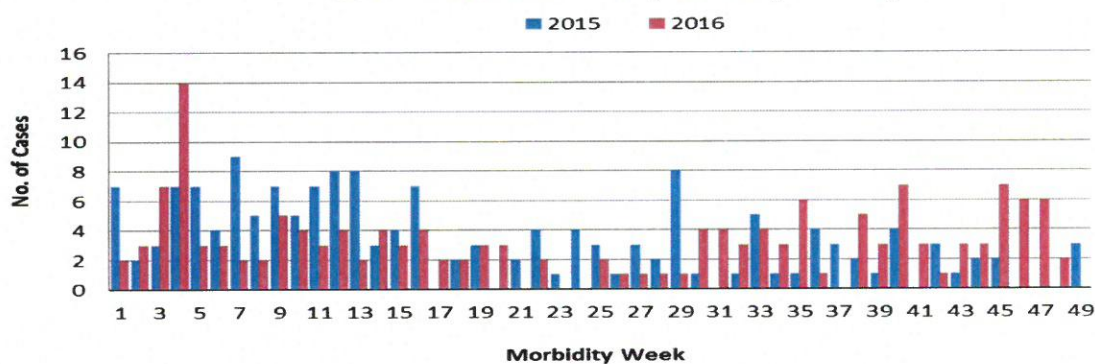
Morbidity Week 49 - January 1 – December 10, 2016

Epidemiology Bureau
Public Health Surveillance Division

**Fig. 28 Confirmed Pertussis Cases
as of December 10, 2016 (n=25)**

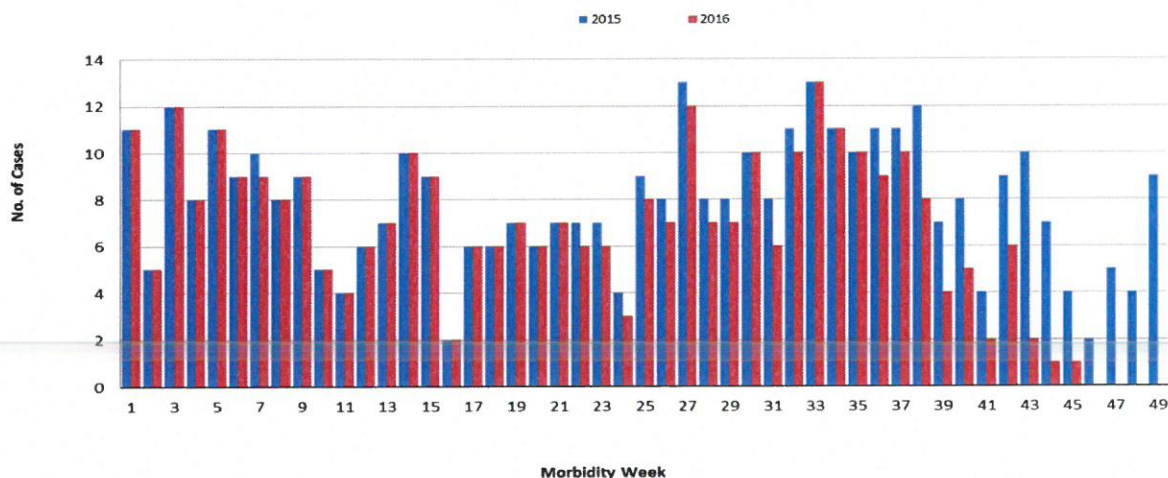


**Fig. 29 Confirmed Rubella Cases
as of December 10, 2016 (n=154)**



WEEKLY INCIDENCE OF DISEASES FOR ERADICATION, 2015-2016

**Fig. 30 Reported AFP Cases discarded as non-polio
as of December 10, 2016 (N=321)**






Morbidity Week 49 - January 1 – December 10, 2016


Epidemiology Bureau
Public Health Surveillance Division


EDITORIAL BOARD


Irma L. Asuncion, MD, MHA, CESO IV
Director IV


Genesis May J. Samonte, MD, MSc, PHSAE
OIC, Division Chief PHSD


Allan P. Ignacio
Statistician II


June B. Corpuz, RN
Nurse III


Jezza Jonah D. Crucena, RN
Nurse III