



Morbidity Week 50 - January 1 – December 17, 2016

Epidemiology Bureau
 Public Health Surveillance Division

Notifiable Diseases	January 1 to December 17 (Morbidity Week 50)				
	2016			2015	% Difference *2016 vs 2015
	Cases	Deaths	CFR (%)	Cases	
INFECTIOUS DISEASES					
Acute Encephalitis Syndrome	422	26	6.16	218	93.6
Bacterial Meningitis	2,111	181	8.57	2,163	-2.4
Hand, Foot and Mouth Disease	789	1	0.13	3,707	-78.7
Influenza	118	0	0.00	106	11.3
Influenza-like Illness	115,809	24	0.02	116,040	-0.2
Meningococcal Disease	183	104	56.83	142	28.9
FOOD/WATER-BORNE DISEASES					
Acute Bloody Diarrhea	12,610	43	0.34	12,582	0.2
Cholera	115	0	0.00	18	538.9
Confirmed Rotavirus	1,085	2	0.18	907	19.6
Hepatitis A	605	2	0.33	836	-27.6
Paralytic Shellfish Poisoning	50	2	4.00	74	-32.4
Typhoid	28,055	39	0.14	30,917	-9.3
VECTOR-BORNE DISEASES					
Acute Hemorrhagic Fever	20	0	0.00	89	-77.5
Suspect Chikungunya	5,782	2	0.03	-	-
Suspect Dengue	208,372	1,003	0.48	207,566	0.4
Confirmed Dengue	995	6	0.60	1,981	-49.8
Japanese Encephalitis	359	18	5.01	-	-
Malaria	1,796	2	0.11	1,011	77.6
ZOO NOTIC DISEASES					
Anthrax	0	0	0.00	0	0.0
Leptospirosis	1,638	164	10.01	1,361	20.4
Rabies	235	235	100.00	244	-3.7
OTHER DISEASES					
Hepatitis B	2,842	31	1.09	2,858	-0.6
Hepatitis C	87	5	5.75	59	47.5
Non-Neonatal Tetanus	880	172	19.55	822	7.1
VACCINE PREVENTABLE DISEASES					
Diphtheria	32	14	43.75	9	255.6
Measles	71	0	0.00	696	-89.8
Neonatal Tetanus	66	46	69.70	71	-7.0
Pertussis	25	6	24.00	5	400.0
Rubella	155	0	0.00	162	-4.3
DISEASE FOR ERADICATION					
Acute Flaccid Paralysis	2016		2015		
	Negative for Polio	Positive for Polio	Negative for Polio	Positive for Polio	
	332	0	397	0	

*NOTE: Case counts reported here do NOT represent the final number and are subject to change after inclusion of delayed reports and review of cases.

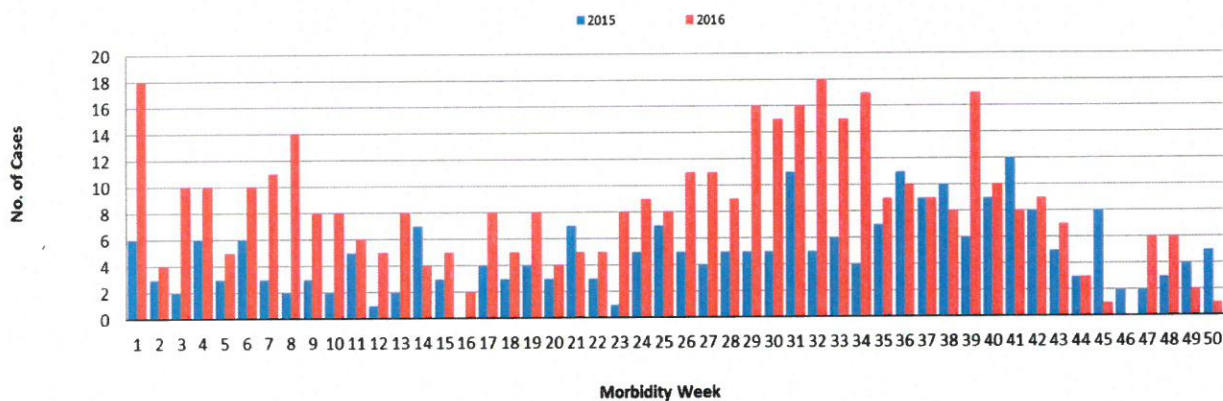


Morbidity Week 50 - January 1 – December 17, 2016

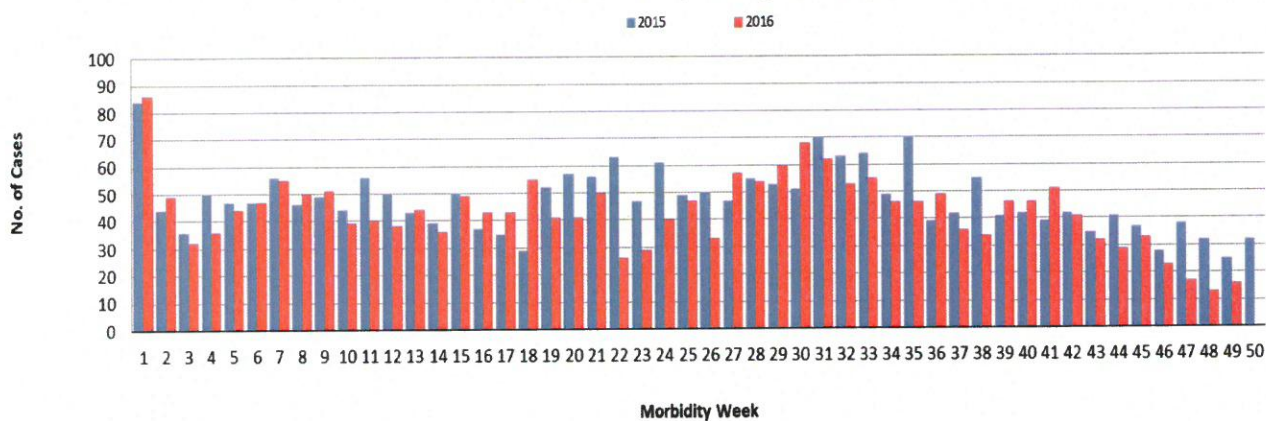
Epidemiology Bureau
Public Health Surveillance Division

WEEKLY INCIDENCE OF INFECTIOUS DISEASES, 2015-2016

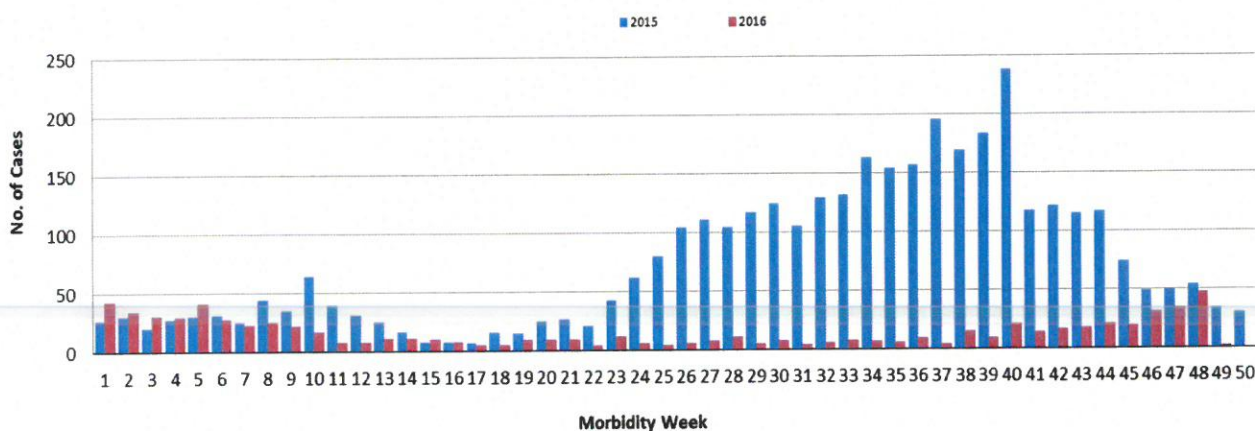
**Fig. 1 Suspect Acute Encephalitis Syndrome Cases
as of December 17, 2016 (N=422)**



**Fig. 2 Suspect Bacterial Meningitis Cases
as of December 17, 2016 (N=2,111)**



**Fig. 3 Hand, Foot and Mouth Disease Cases
as of December 17, 2016 (N=789)**

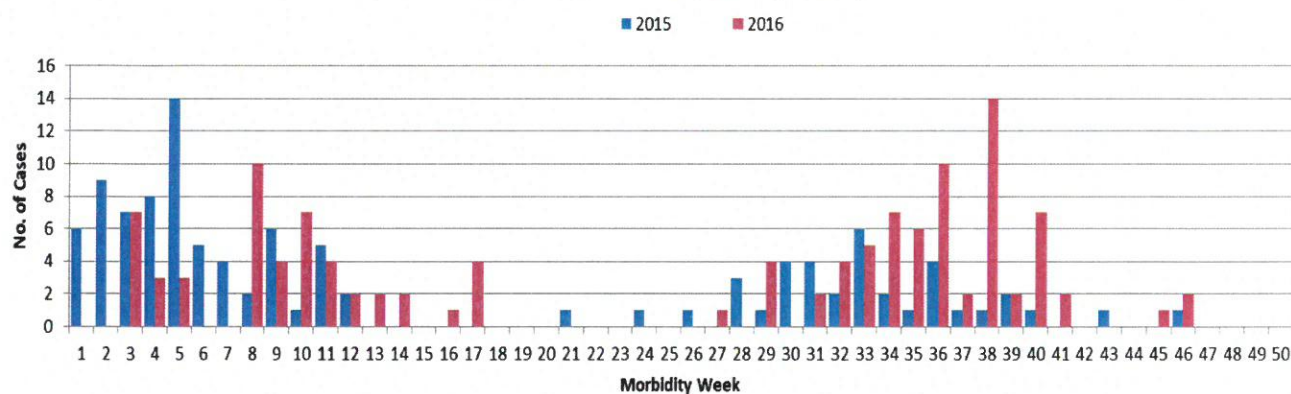




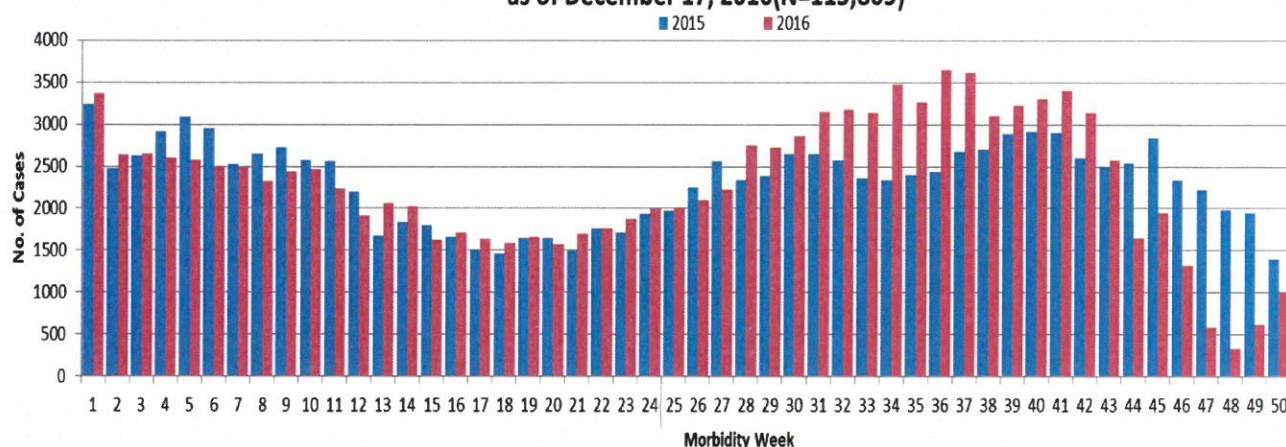
Morbidity Week 50 - January 1 – December 17, 2016

Epidemiology Bureau
Public Health Surveillance Division

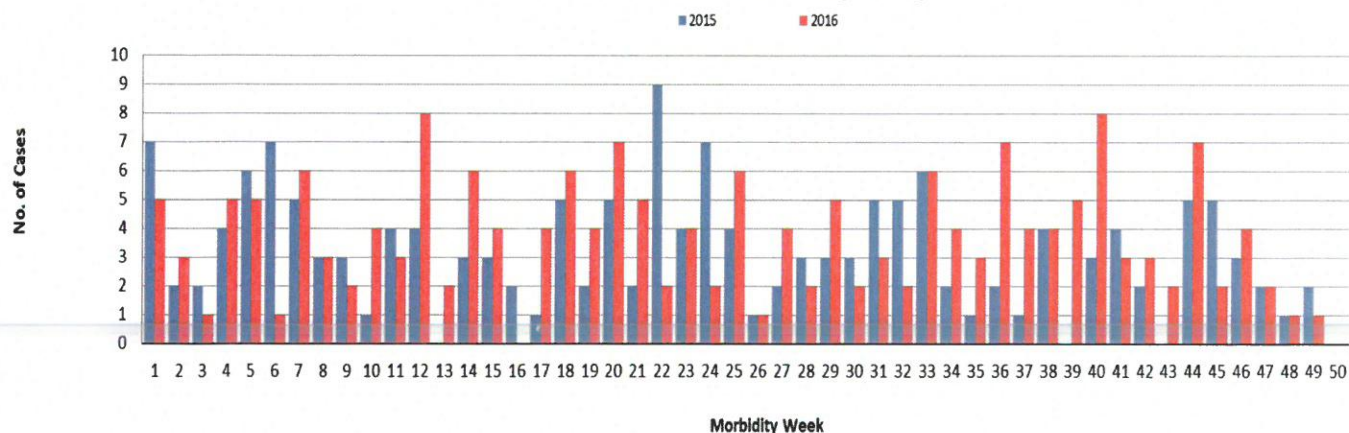
**Fig.4 Influenza Cases
as of December 17, 2016 (n=118)**



**Fig.5 Influenza-like Illness Cases
as of December 17, 2016 (N=115,809)**



**Fig. 6 Suspect Meningococcal Disease Cases
as of December 17, 2016 (N=183)**



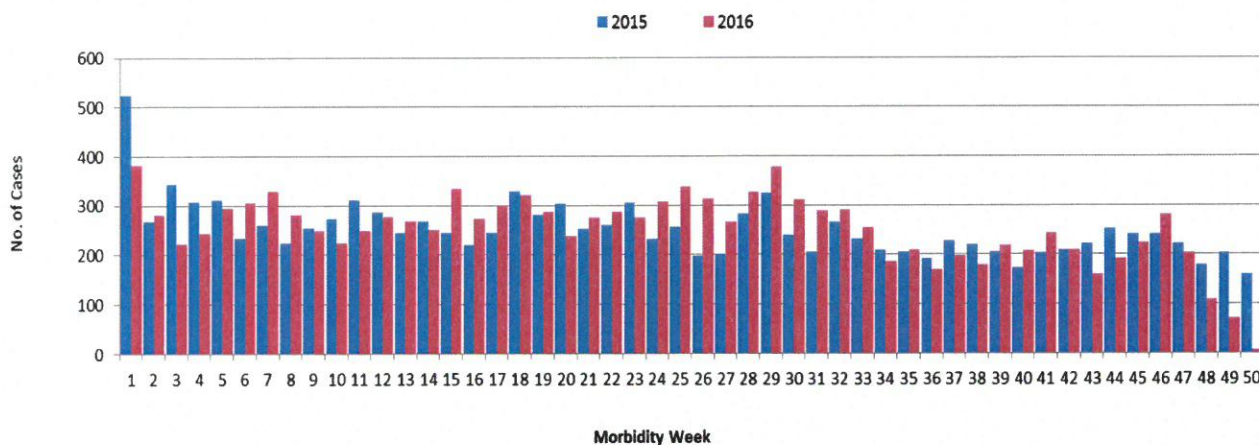


Morbidity Week 50 - January 1 – December 17, 2016

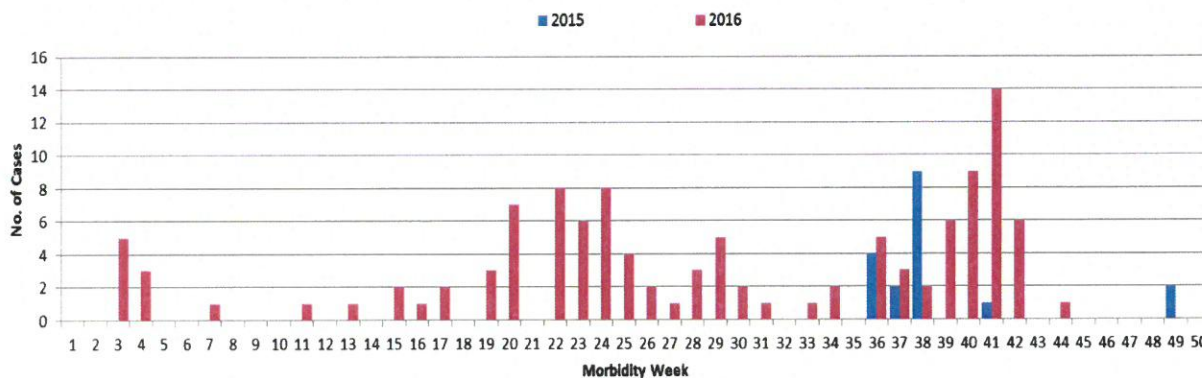
Epidemiology Bureau
Public Health Surveillance Division

WEEKLY INCIDENCE OF FOOD/WATER-BORNE DISEASES, 2015-2016

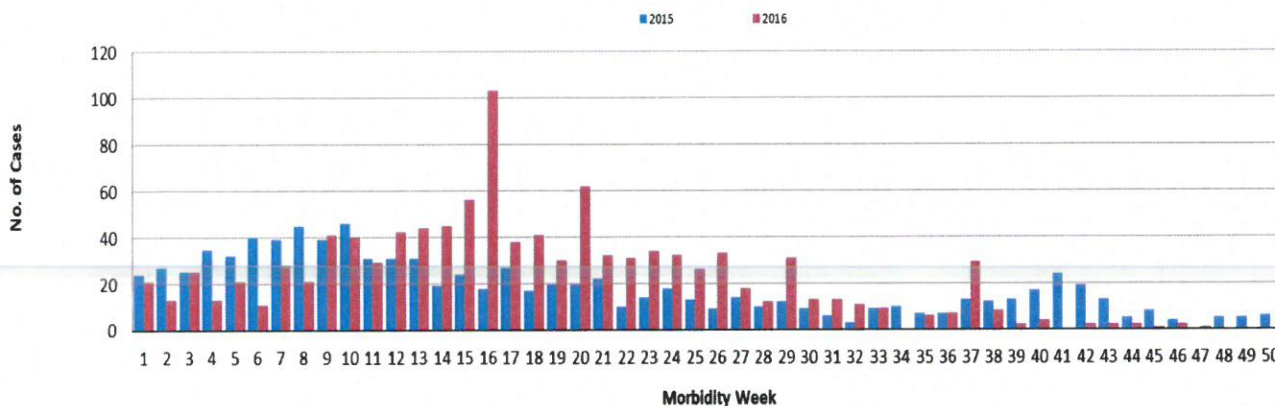
**Fig. 7 Acute Bloody Diarrhea Cases
as of December 17, 2016 (N=12,610)**



**Fig. 8 Confirmed Cholera Cases
as of December 17, 2016 (n=115)**



**Fig. 9 Confirmed Rotavirus Cases
as of December 17, 2016 (N=1,085)**

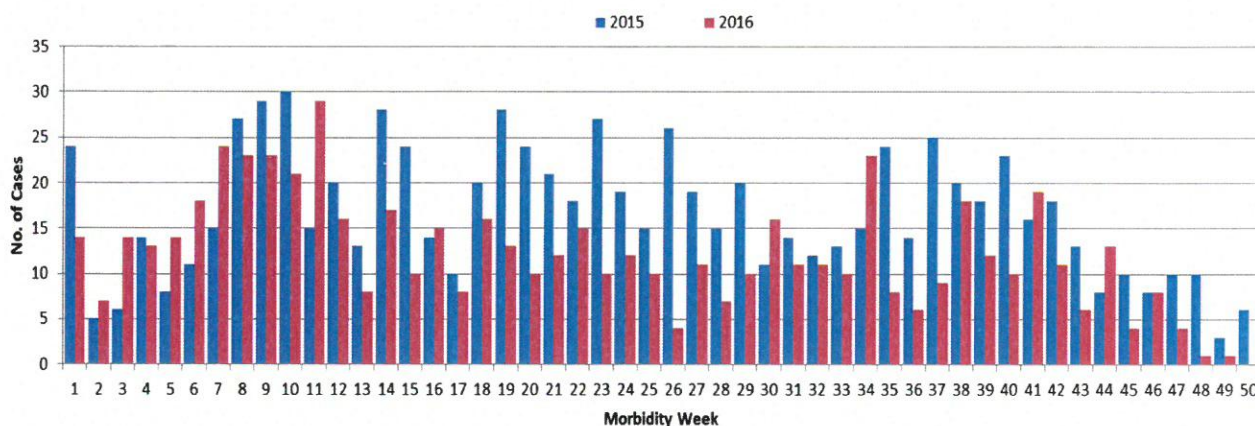




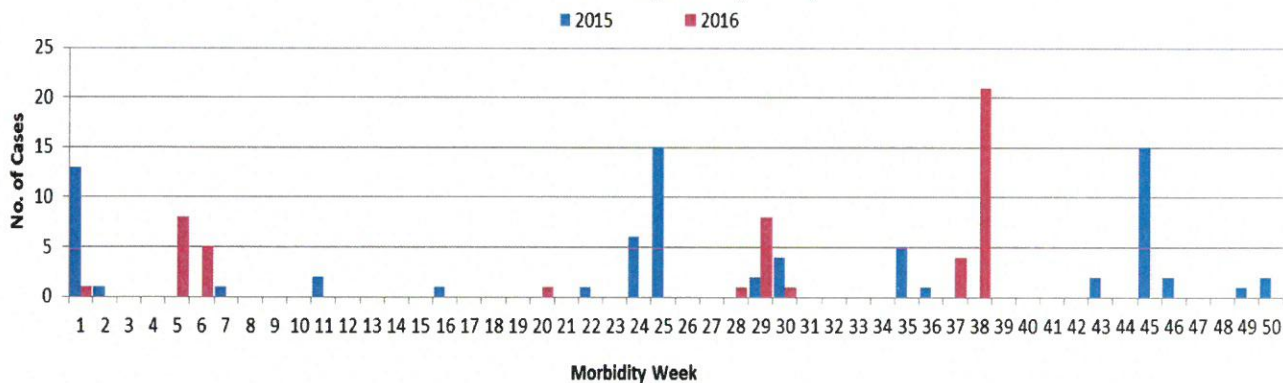
Morbidity Week 50 - January 1 – December 17, 2016

Epidemiology Bureau
Public Health Surveillance Division

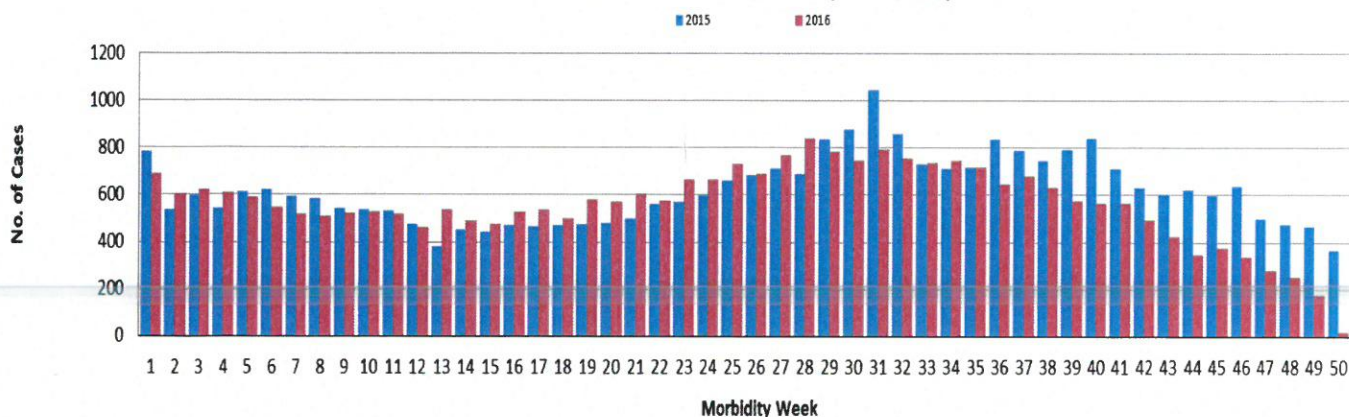
**Fig. 10 Hepatitis A Cases
as of December 17, 2016 (n=605)**



**Fig.11 Paralytic Shellfish Poisoning Cases
as of December 17, 2016 (N=50)**



**Fig. 12 Typhoid Cases
as of December 17, 2016 (N=28,055)**



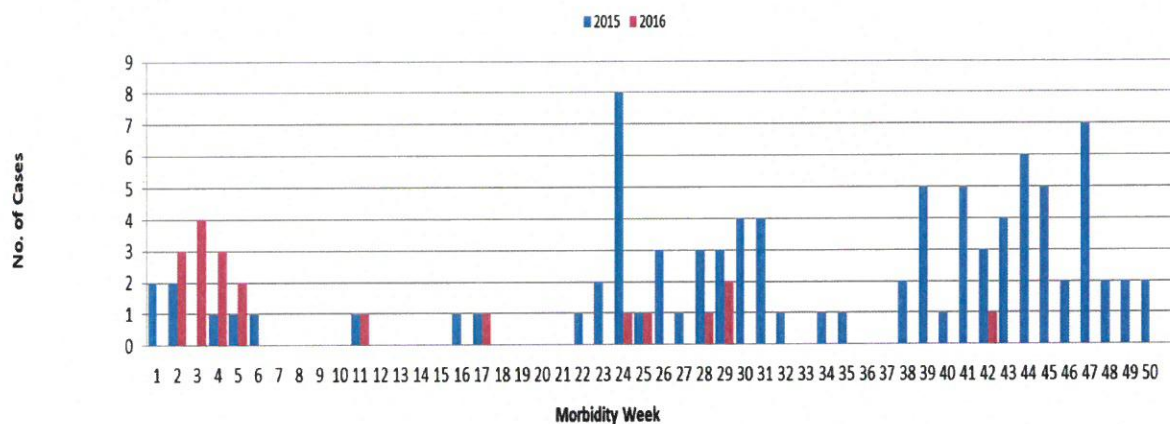


Morbidity Week 50 - January 1 – December 17, 2016

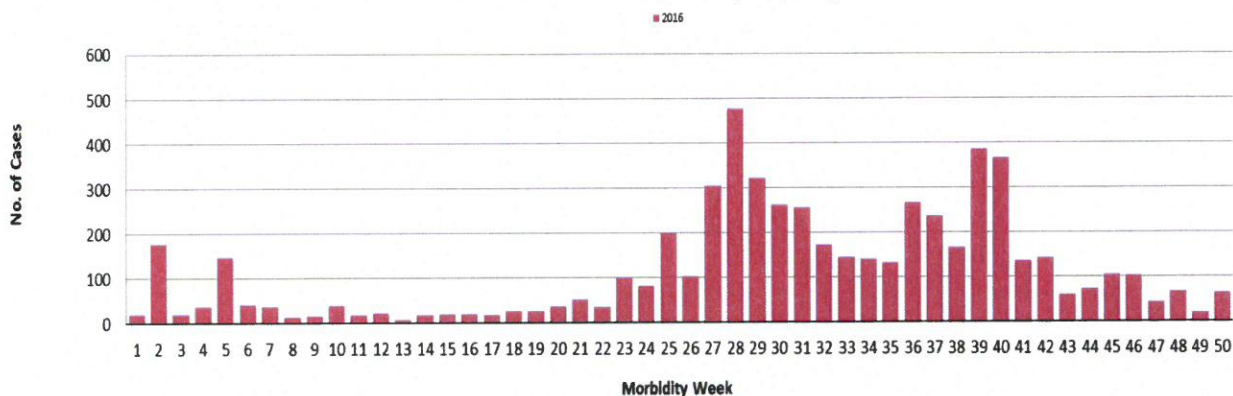
Epidemiology Bureau
Public Health Surveillance Division

WEEKLY INCIDENCE OF VECTOR-BORNE DISEASES, 2015-2016

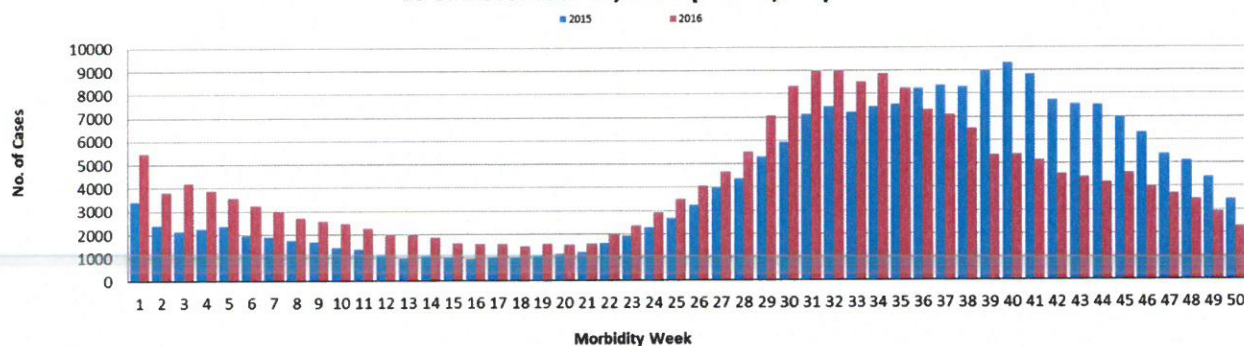
**Fig. 13 Suspect Acute Hemorrhagic Fever Cases
as of December 17, 2016 (N=20)**



**Fig. 14 Suspect Chikungunya Cases
as of December 17, 2016 (N=5,782)**



**Fig. 15 Suspect Dengue Cases
as of December 17, 2016 (N=208,372)**

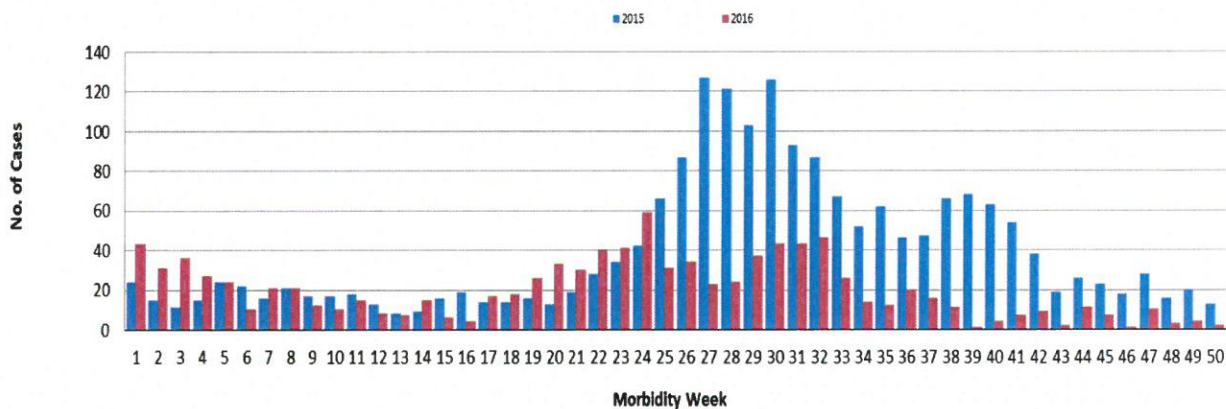




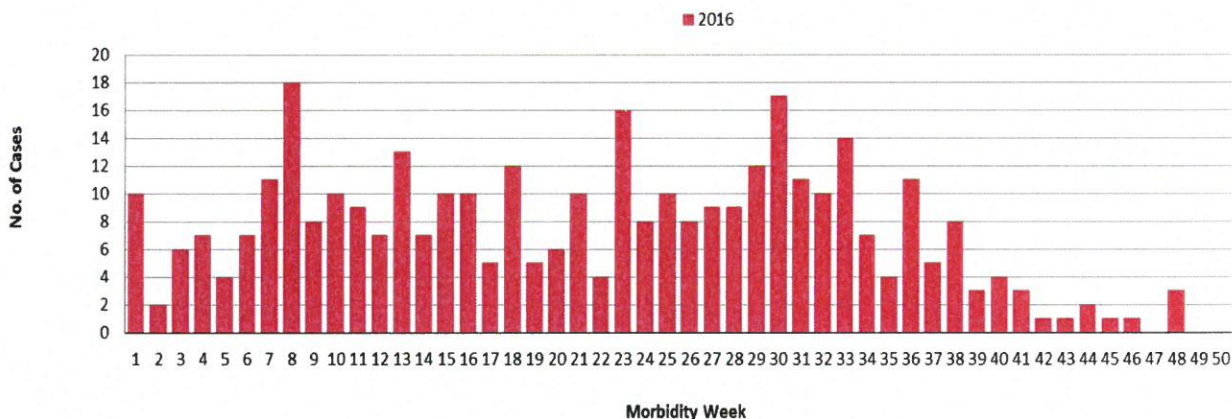
Morbidity Week 50 - January 1 – December 17, 2016

Epidemiology Bureau
Public Health Surveillance Division

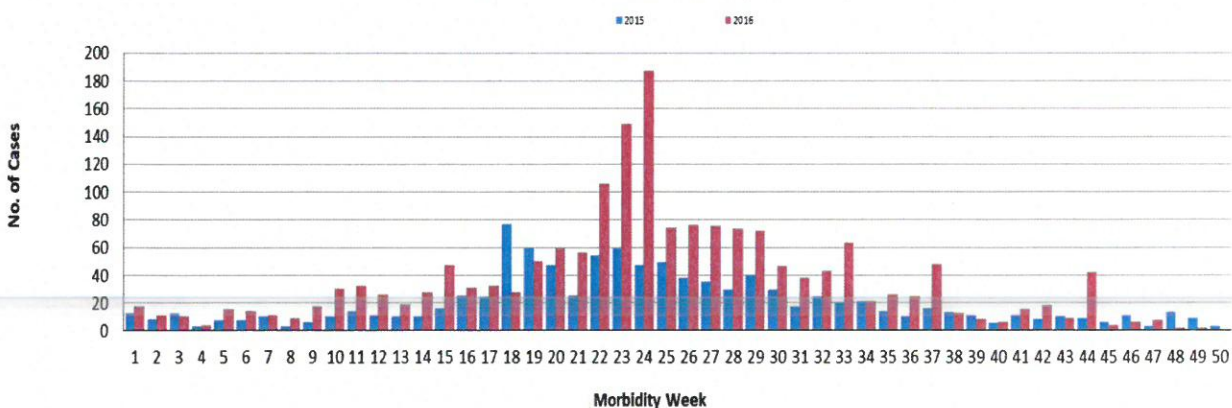
**Fig. 16 Confirmed Dengue Cases
as of December 17, 2016 (n=995)**



**Fig. 17 Reported Japanese Encephalitis Cases
as of December 17, 2016 (N=359)**



**Fig. 18 Malaria Cases
as of December 17, 2016 (N=1,796)**



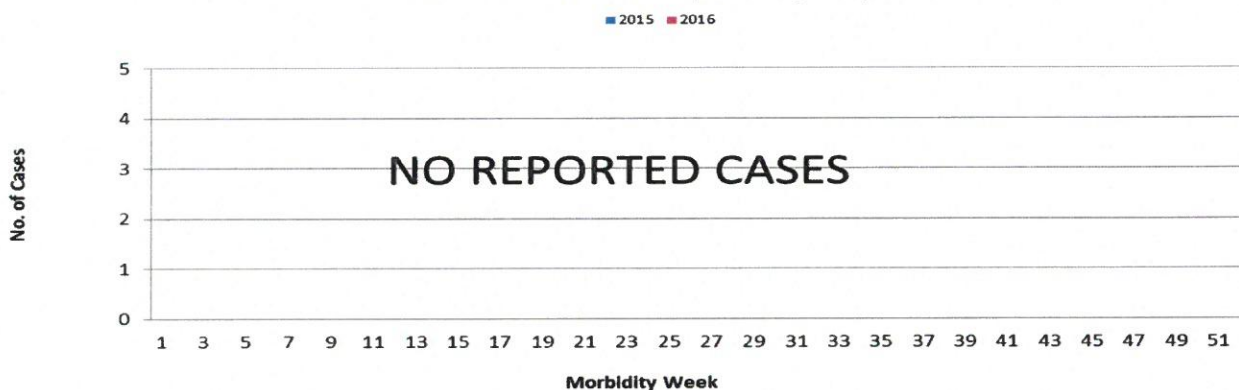


Morbidity Week 50 - January 1 – December 17, 2016

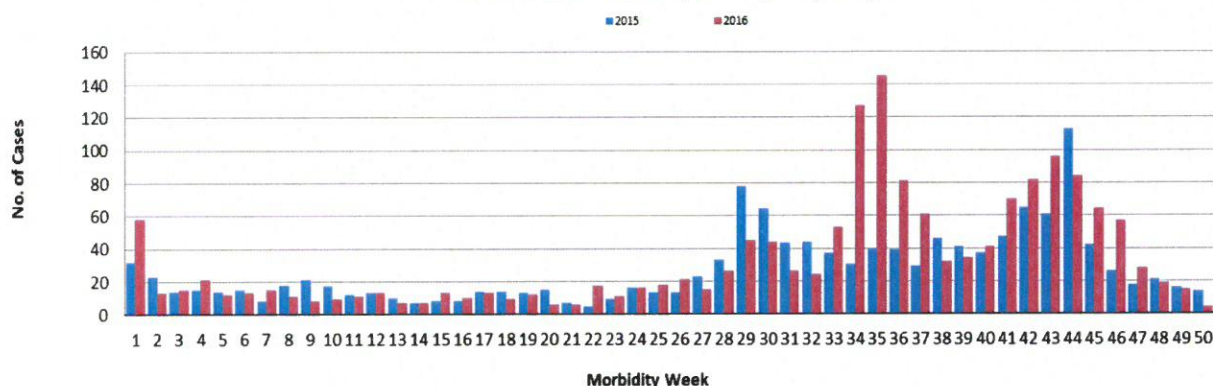
Epidemiology Bureau
Public Health Surveillance Division

WEEKLY INCIDENCE OF ZONOTIC DISEASES, 2015-2016

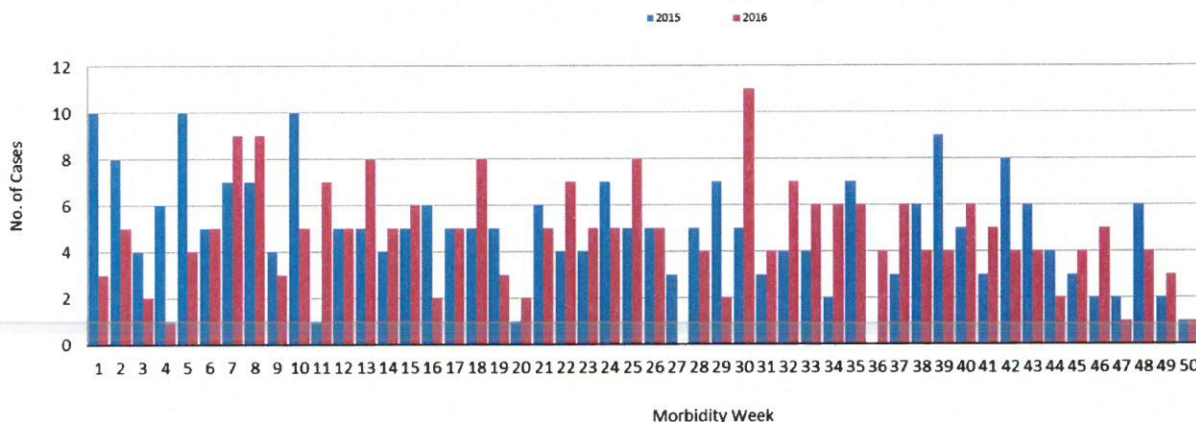
**Fig. 19 Suspect Anthrax Cases
as of December 17, 2016 (N=0)**



**Fig. 20 Leptospirosis Cases
as of December 17, 2016 (N=1,638)**



**Fig. 21 Rabies Cases
as of December 17, 2016 (N=235)**



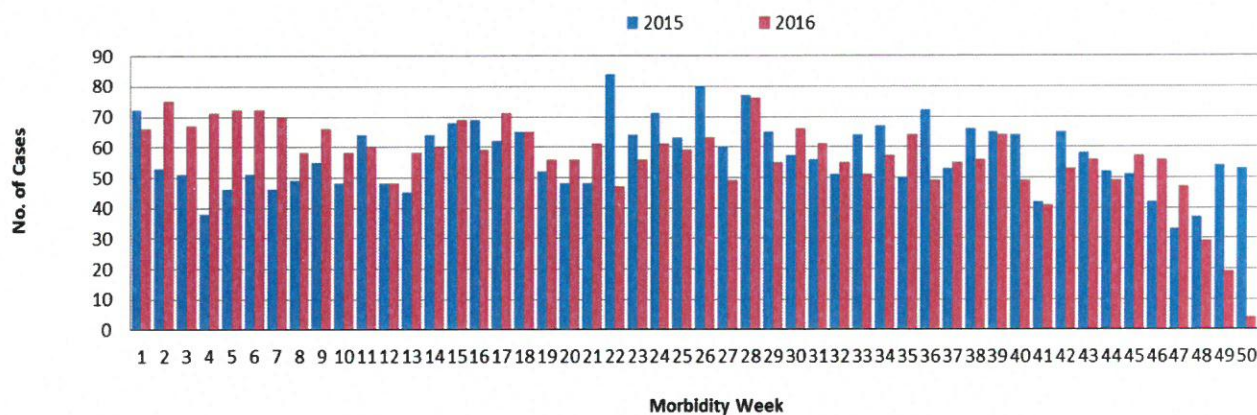


Morbidity Week 50 - January 1 – December 17, 2016

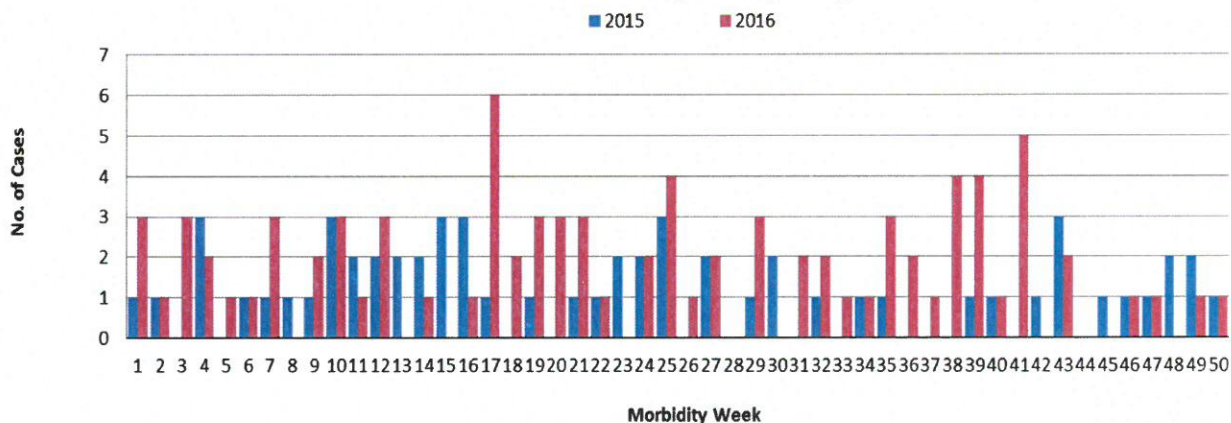
Epidemiology Bureau
Public Health Surveillance Division

WEEKLY INCIDENCE OF OTHER DISEASES, 2015-2016

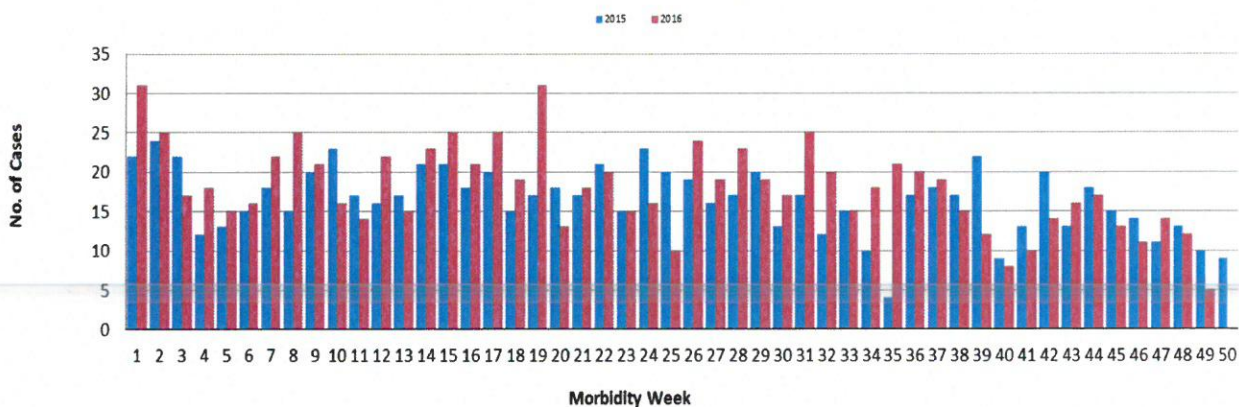
**Fig. 22 Confirmed Hepatitis B Cases
as of December 17, 2016 (n=2,842)**



**Fig. 23 Confirmed Hepatitis C Cases
as of December 17, 2016 (n=87)**



**Fig. 24 Non-Neonatal Tetanus Cases
as of December 17, 2016 (N=880)**



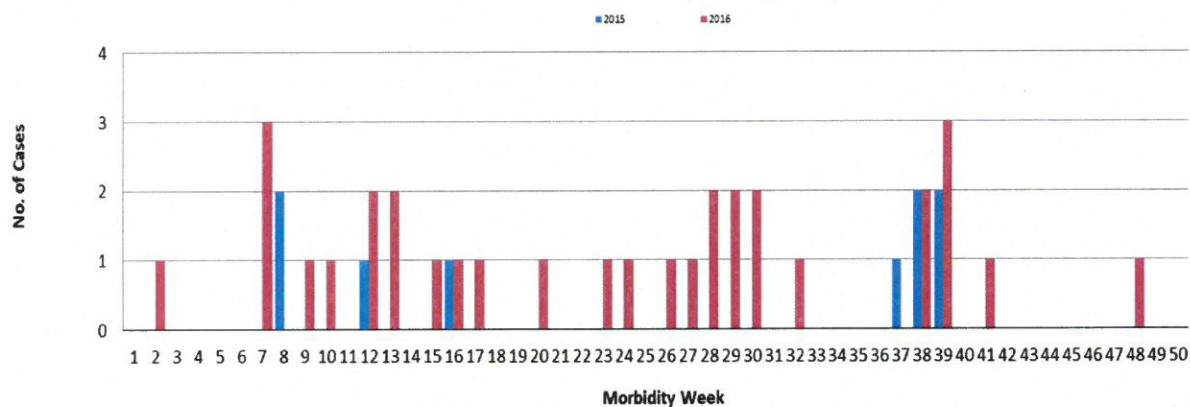


Morbidity Week 50 - January 1 – December 17, 2016

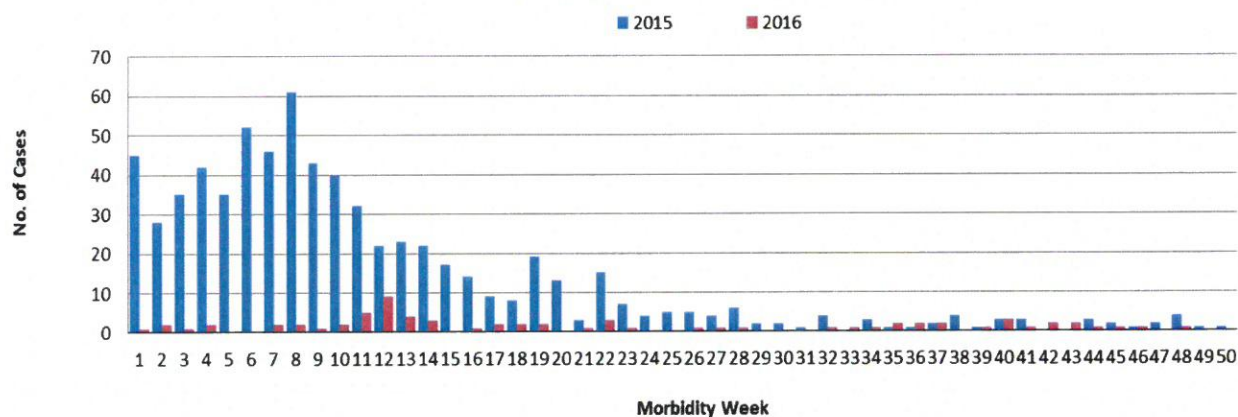
Epidemiology Bureau
Public Health Surveillance Division

WEEKLY INCIDENCE OF VACCINE PREVENTABLE DISEASES, 2015-2016

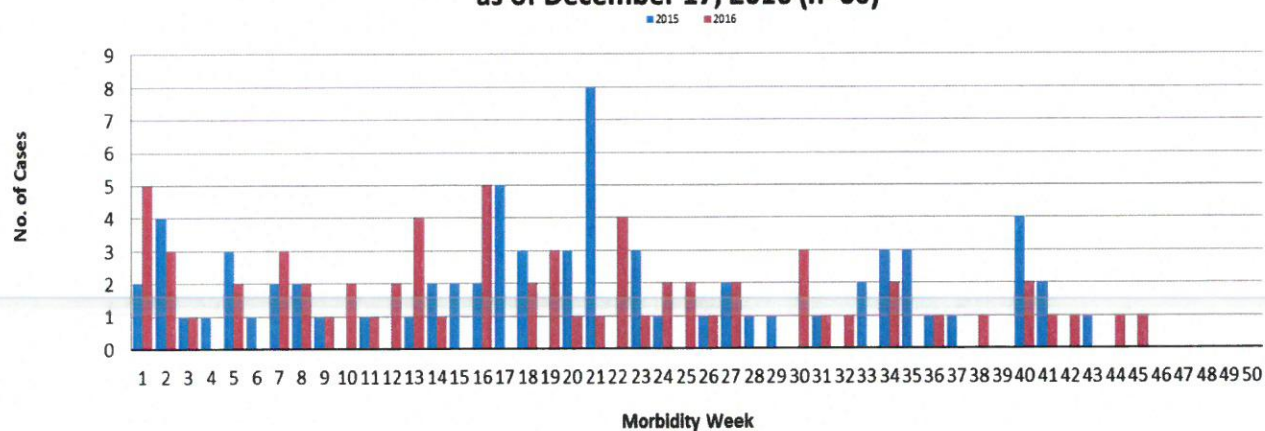
**Fig. 25 Confirmed Diphtheria Cases
as of December 17, 2016 (n=32)**



**Fig. 26 Confirmed Measles Cases
as of December 17, 2016 (n=71)**



**Fig. 27 Clinically Confirmed Neonatal Tetanus Cases
as of December 17, 2016 (n=66)**

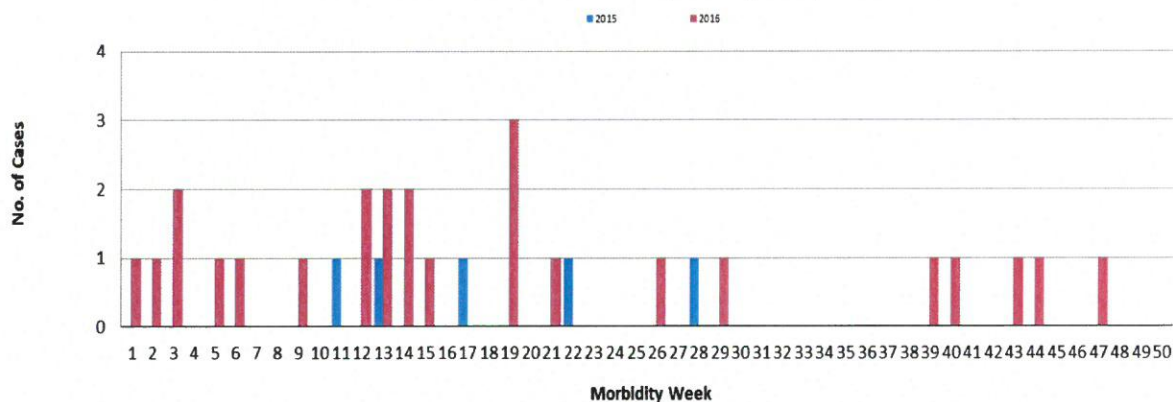




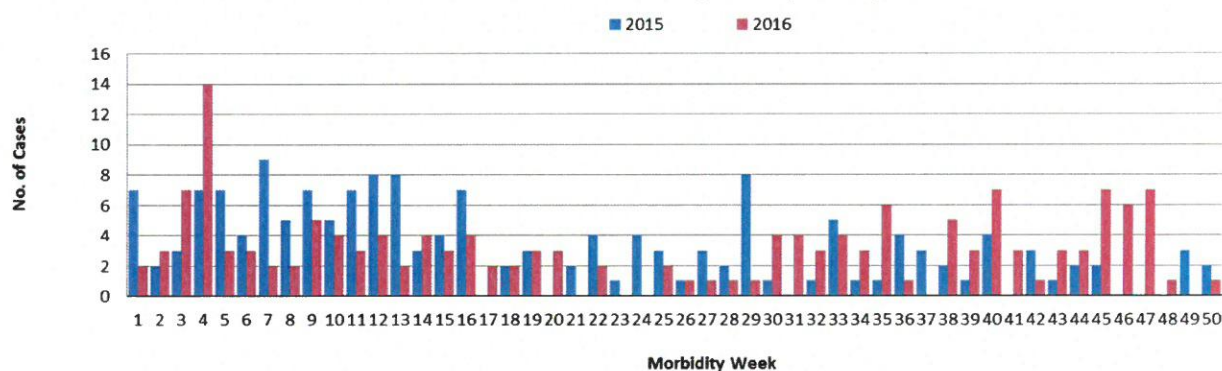
Morbidity Week 50 - January 1 – December 17, 2016

Epidemiology Bureau
Public Health Surveillance Division

**Fig. 28 Confirmed Pertussis Cases
as of December 17, 2016 (n=25)**

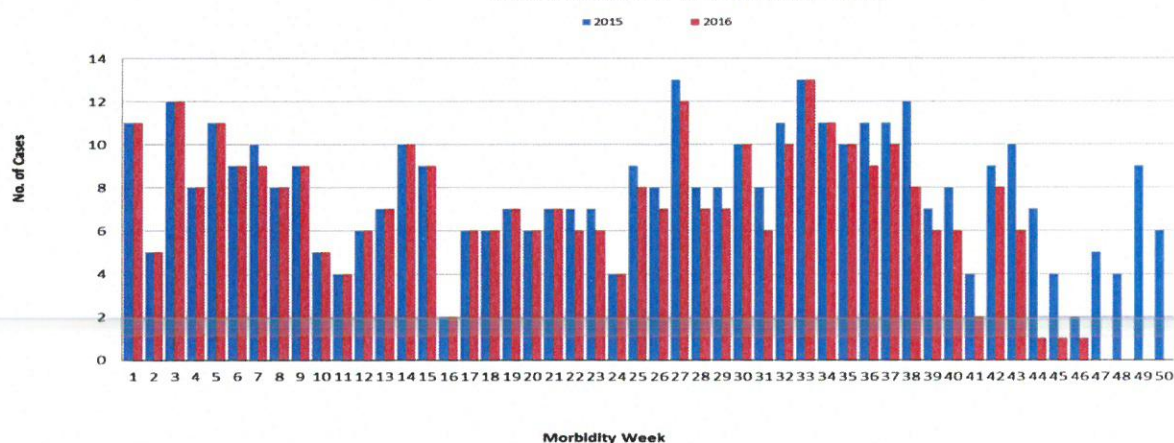


**Fig. 29 Confirmed Rubella Cases
as of December 17, 2016 (n=155)**



WEEKLY INCIDENCE OF DISEASES FOR ERADICATION, 2015-2016

**Fig. 30 Reported AFP Cases discarded as non-polio
as of December 17, 2016 (N=332)**





Morbidity Week 50 - January 1 – December 17, 2016

Epidemiology Bureau
Public Health Surveillance Division


EDITORIAL BOARD


Irma L. Asuncion, MD, MHA, CESO IV
Director IV


Genesis May J. Samonte, MD, MSc, PHSAE
OIC, Division Chief PHSD


Allan P. Ignacio
Statistician II


June B. Corpuz, RN
Nurse III


Jezza Jonah D. Crucena, RN
Nurse III