



January 1-April 1, 2017

Epidemiology Bureau
Public Health Surveillance Division

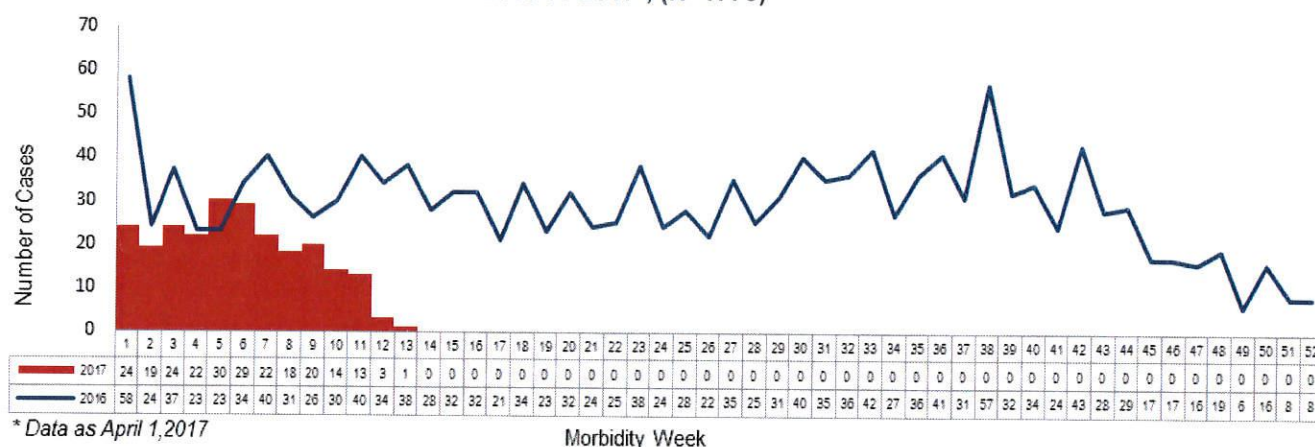
Introduction

The Acute Meningitis-Encephalitis Syndrome (AMES) Surveillance, established in 2014 aimed for an integrated surveillance for on Acute Encephalitis Syndrome (AES) and Bacterial Meningitis (BM). Currently, there are 9 AMES sentinel sites nationwide. (see page 4 for list of sites)

Trend in the Philippines

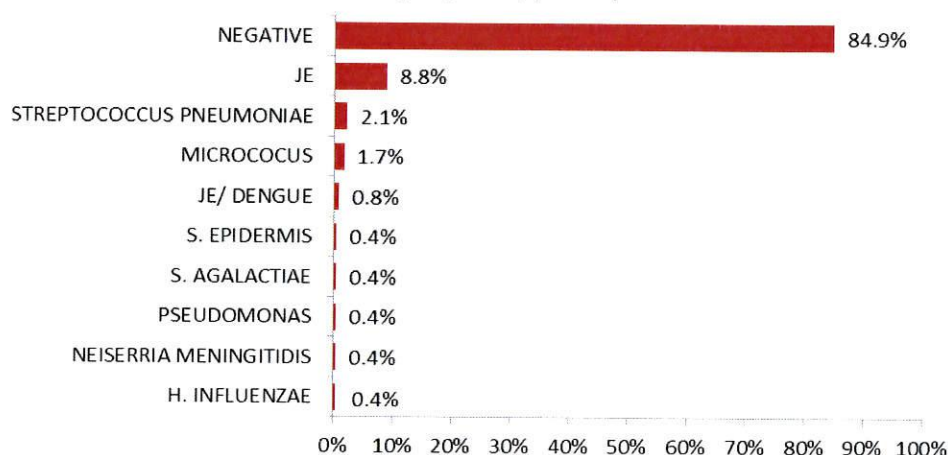
A total of 239 suspected AMES cases were reported from selected sentinel sites from January 1 to April 1, 2017 (Figure 1). This is 45% lower compared to the same period last year (438).

Figure 1. Reported AMES Cases by Morbidity Week,
2016 vs 2017*, (N=1773)



Out of the total AMES suspected cases, 238 (99.6%) have specimens (CSF, Serum 1 or 2). For those cases with specimen collected (Figure 2), 8.8% were laboratory confirmed Japanese Encephalitis (JE) cases, while almost 6% (14) were positive for other organisms such as : Streptococcus Pnuemoniae (5); Micrococcus (4) ; JE & Dengue (2); S. Epidermis (1) ; S. Agalactiae (1) ; Psuedomonas(1) ; Neisseria Meningitidis (1), and H. Influenzae(1).

Figure 2. Reported AMES Cases by Laboratory Result,
Jan 1- Apr 1, 2017, (n=238)



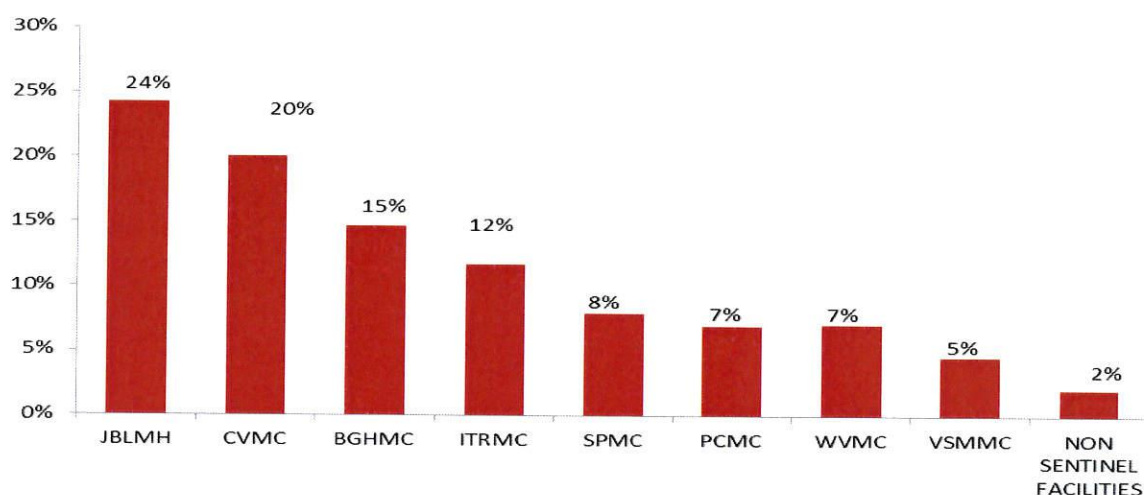


January 1-April 1, 2017

Epidemiology Bureau
Public Health Surveillance Division

The distribution of suspected AMES cases varied considerably among the sentinel sites (Figure 3). Most (24%) of the reported cases were from Jose B. Lingad Memorial Hospital (JBLMH), followed by Cagayan Valley Medical Center (CVMC) – 20% and Baguio General Hospital and Medical Center (BGHMC)- 15%. Cases from non-sentinel sites were also reported comprising 2 % of the total case.

Figure 3. Reported AMES Cases by Disease Reporting Unit,
Jan 1- Apr 1, 2017, (N=239)



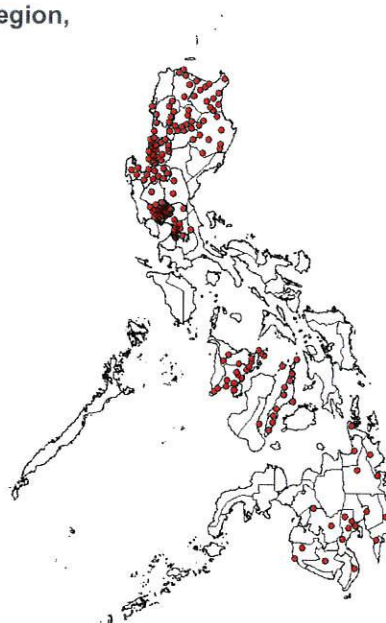
Geographic Distribution

Most of the cases (Figure 4) were from the following regions: Region III (26%), Region II (18%), CAR (15%), Region I (14%) and Region VI (8%). In terms of Province, Pampanga comprised of 24 % of reported cases followed by Cagayan 14%) and La Union (8%).

FIGURE 4. Reported AMES Cases by Region,
Jan 1 – Apr 1, 2017, (N=239)

Region	Cases
1	34
2	42
3	63
04A	3
04B	0
5	0
6	20
7	12
8	0
9	0
10	0
11	9
12	5
CAR	35
CARAGA	5
NCR	11
ARMM	0
Total	239

LEGEND
1 Dot = 1 Case





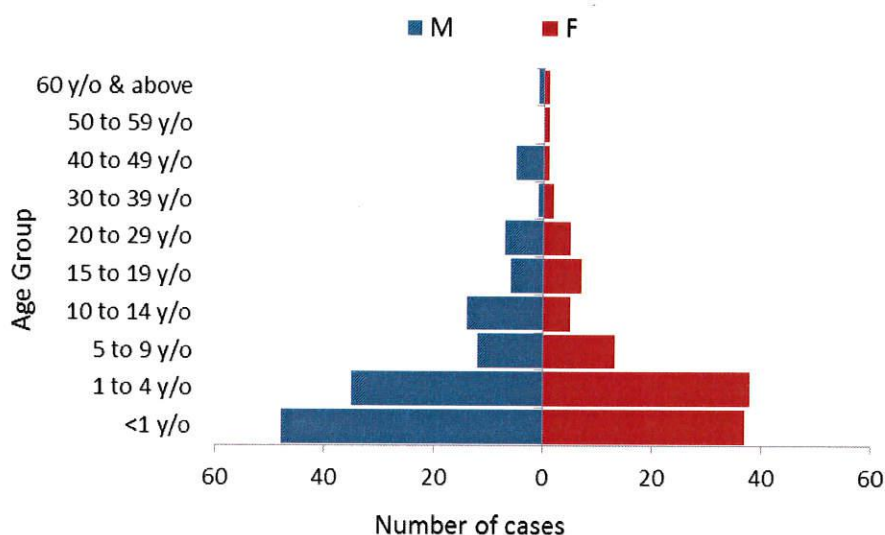
January 1-April 1, 2017

Epidemiology Bureau
Public Health Surveillance Division

Profile of cases

Age of cases ranged from 0 to 73 years old , median of 1 year old (Figure 5). Most (54%) cases were males and majority (36%) are from the below 1 year old age-group.

Figure 5. Reported AMES by Age and Sex,
Jan 1 – Apr 1, 2017, (N=239)



Vaccination Status of Reported AMES Case

A portion of AMES cases have received vaccination against meningitis-encephalitis causing disease: Measles vaccine (13%) ; Haemophilus Influenza (Hib) Type B (11%) ; Measles-Mumps Rubella (10%), and Pneumococcal Conjugate Vaccine 10 & 13 (both less than 1 %). None of the reported AMES cases received vaccination for Japanese Encephalitis.

Signs and Symptoms reported by AMES cases

Majority of suspected AMES cases experienced fever (96%) and seizure (71%), almost half (46%) noted to have behavioral changes while a lesser proportion experienced Meningeal Signs* (20%) and stiff neck (16%). The difference of reported signs and symptoms of confirmed JE against non JE cases and Confirmed Meningitis against suspect cases does not vary widely. This suggests that laboratory test is more definitive in diagnosing encephalitis-meningitis cases than relying on clinical signs and symptoms.

Table 1. Signs & Symptoms reported by AMES,
Jan 1 – Apr 1, 2017, (N=239)

Signs & Symptoms	All Cases	JE Against Non JE		Confirmed Meningitis v.s Suspect	
		JE	Non JE	Confirmed	Suspect
Fever	96%	100%	96%	100%	96%
Behavioral Change	46%	83%	43%	57%	46%
Seizure	71%	57%	73%	71%	71%
Stiff Neck	16%	13%	16%	29%	16%
Meningeal Sign *	20%	26%	19%	29%	19%

* Meningeal Sign:

Brudzinski's sign – severe neck stiffness which causes a patient's hips and knees to flex when the neck is flexed;

Kernig's sign – severe stiffness of the hamstrings which causes an inability to straighten the leg when the hip is flexed to 90 degrees.



Morbidity Week 13: January 1-April 1, 2017

Epidemiology Bureau
Public Health Surveillance Division

Japanese Encephalitis (JE) was the most (10%) common etiologic agents found on samples among reported AMES cases, 6% of cases were classified as Confirmed and Probable meningitis while majority of the cases remain as suspect.

Six (6) deaths were reported with case fatality rate of 2.5 %. All deaths had negative laboratory result. No deaths were reported from Laboratory confirmed cases (Encephalitis or Meningitis)

The median interval from date of onset of symptoms to date of admission among cases who were Alive was 2 days while 6.5 days among cases who died. This may suggest that health seeking behavior is a factor in the prognosis of cases reported as AMES.

Figure 6. Reported AMES Cases by Classification, Jan 1 – Apr 1, 2017, (N=239)

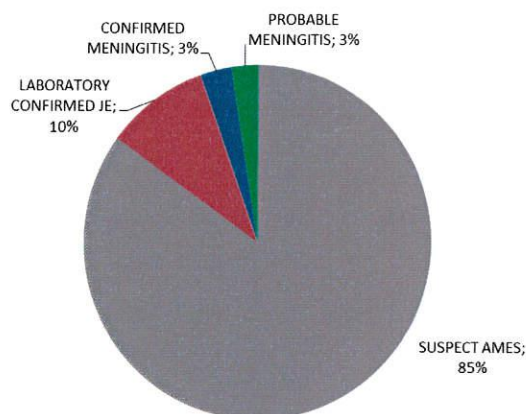


Table 2. Median Interval of Date of Onset of Symptoms to Date of Admission by Outcome, Jan 1-Apr 1 2017 (N=239)

OUTCOME	CASES	MEDIAN
ALIVE	233	6.5 days
DIED	6	2 days
TOTAL	239	2 days

CASE DEFINITION of Acute Meningitis-Encephalitis Surveillance

A combined case definition for BM and AES surveillance shall be used. Suspected cases will be captured through the standard case definition of **Acute Meningitis-Encephalitis Surveillance** System (which includes meningitis, encephalitis, and overlapping cases)

A case of suspected Acute Meningitis-Encephalitis is a person of any age, WITH a sudden onset of fever, plus one of the following:

- change in mental status (including altered consciousness, confusion, or inability to talk)
- new onset of seizures
- neck stiffness
- other meningeal sign

Selected Sentinel Sites of Acute Meningitis-Encephalitis Surveillance

Region I- Ilocos Training Regional Medical Center
Region II- Cagayan Valley Medical Center
Region III- Jose B. Lingad Memorial Regional Hospital
Region V- Bicol Medical Center
Region VI- Western Visayas Medical Center
Region VII- Vicente Sotto Memorial Medical Center
Region XI- Southern Philippines Medical Center
Region NCR- Philippine Children's Medical Center
Region CAR- Baguio General Hospital and Medical Center

EDITORIAL BOARD

IRMA L. ASUNCION, MD, MHA, CESO IV
Director IV, Epidemiology Bureau

GENESIS MAY J. SAMONTE, MD, MSc, PHSAE
Division Chief, PHSD

JUNE CANTATA B. CORPUZ, RN
PIDSR Program Manager

JEZZA JONAH D. CRUCENA, RN
VPD National Coordinator

ALLAN P. IGNACIO
Statistician II