



January 1- March 25, 2017

Epidemiology Bureau
 Public Health Surveillance Division

Trend in the Philippines

A total of **53** suspect anthrax cases were reported nationwide from January 1 to March 25, 2017. Suspect anthrax cases were from the Lagangilang, Abra, CAR Region. Last reported anthrax case in the country was noted on year 2014 from Isabela province, Region II.

Fig. 1 Anthrax Cases by Region
 Philippines, as of March 25, 2017 (N=53)

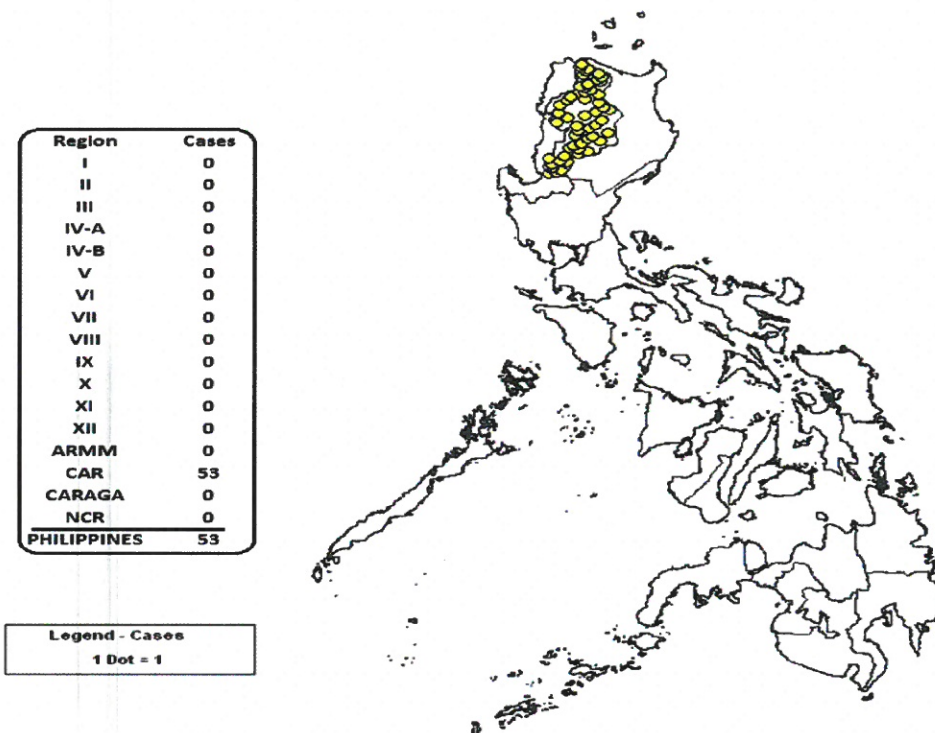
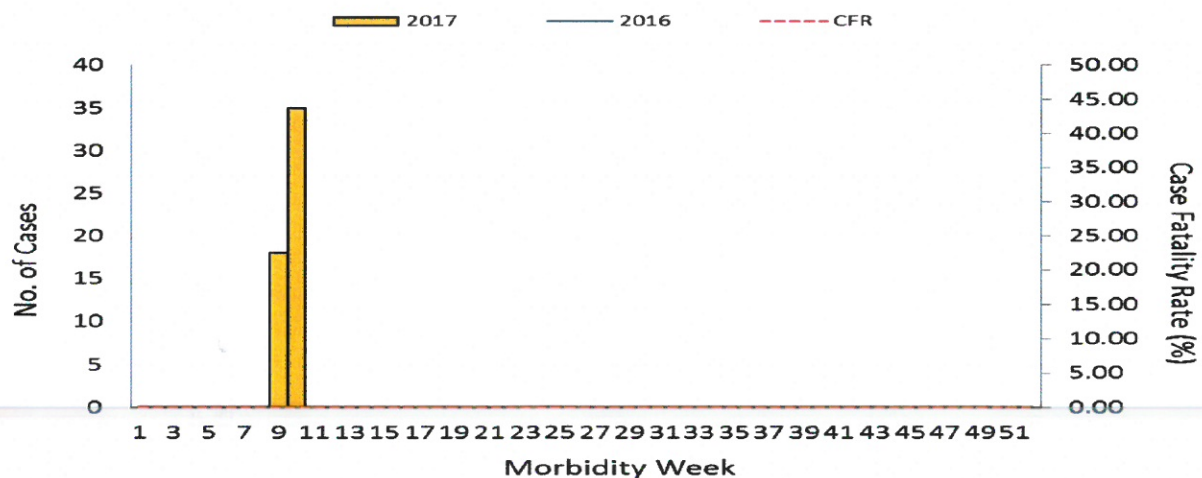


Fig. 2 Suspect Anthrax Cases by Morbidity Week,
 Philippines, as of March 25, 2017
 *2017 vs 2016 (N=53)



*NOTE: Case counts reported here do NOT represent the final number and are subject to change after inclusion of delayed reports and review of cases.



Morbidity Week 12 : January 1- March 25, 2017

Epidemiology Bureau
Public Health Surveillance Division

Trend in the Philippines

A total of 53 suspect anthrax cases were reported nationwide from January 1 to March 25, 2017. Suspect anthrax cases were from the Lagangilang, Abra, CAR Region. Last reported anthrax case in the country was noted on year 2014 from Isabela province, Region II.

Fig. 1 Anthrax Cases by Region
Philippines, as of March 25, 2017 (N=53)

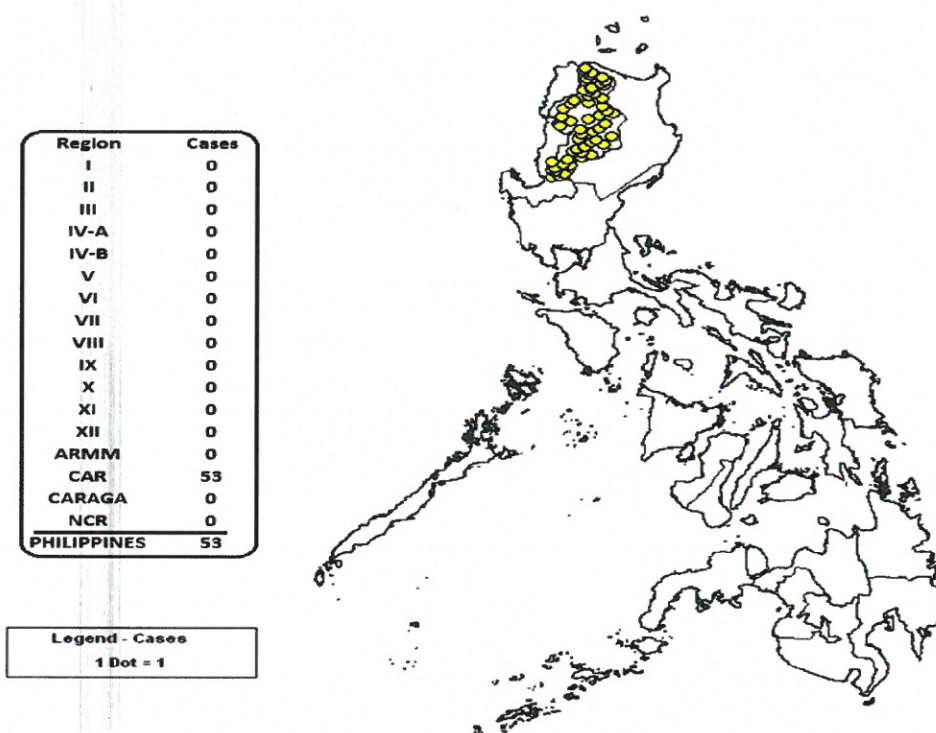
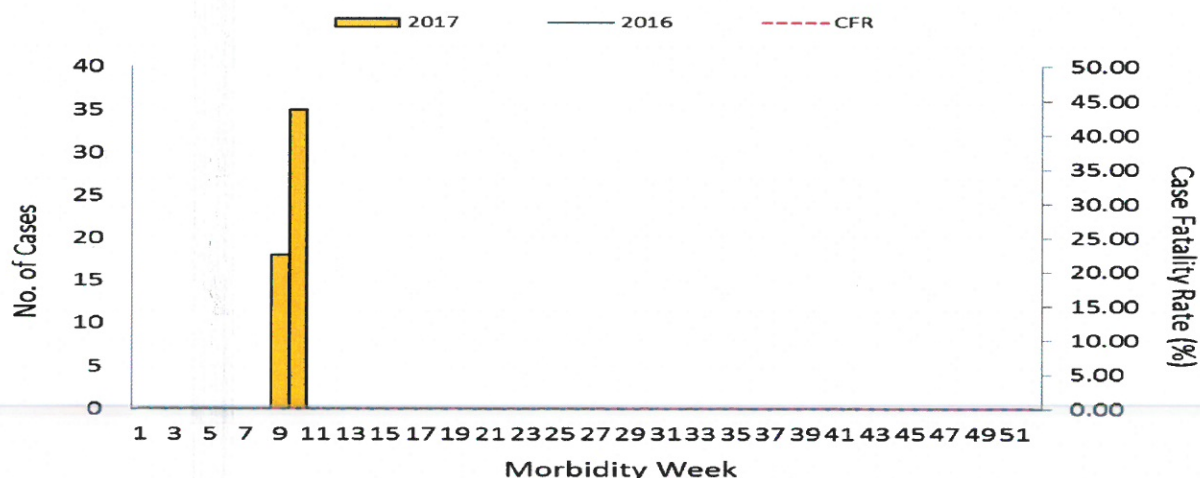


Fig. 2 Suspect Anthrax Cases by Morbidity Week,
Philippines, as of March 25, 2017
*2017 vs 2016 (N=53)



*NOTE: Case counts reported here do NOT represent the final number and are subject to change after inclusion of delayed reports and review of cases.



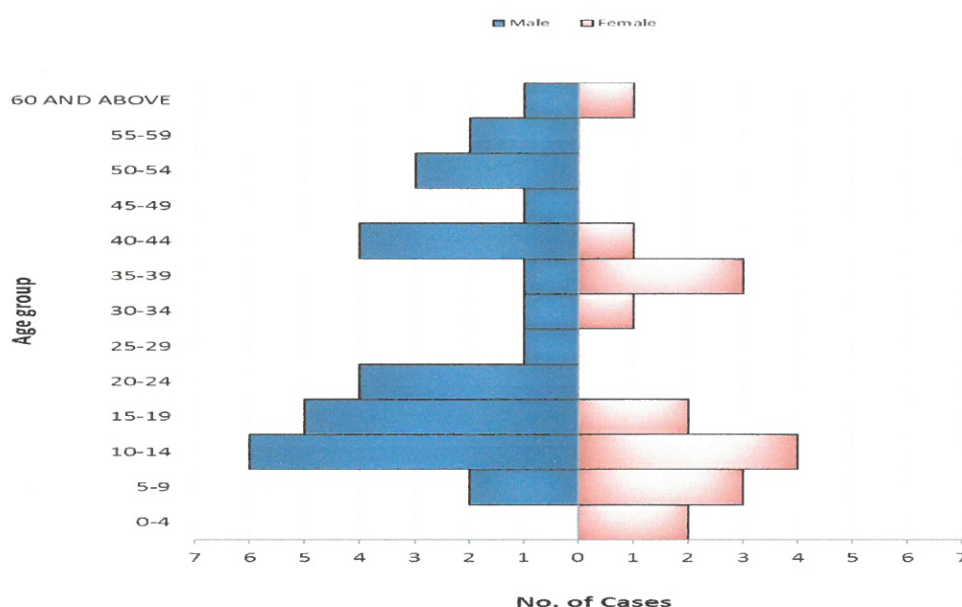
January 1- March 25, 2017

Epidemiology Bureau
Public Health Surveillance Division

Profile of Cases

Ages of cases ranged from 1 to 83 years old (median = 18 years). Majority (67.9%) of cases were male. Most (34.0%) of the cases belonged to the age group of 5-14 years old (Fig. 3). There were no deaths reported (CFR = 0.00%).

**Fig. 3 Suspect Anthrax Cases by Agegroup and Sex
Philippines, as of March 25, 2017 (N=53)**



**Table 1. Anthrax Cases & Deaths by Region
Philippines, 2017 vs 2016**

Region	Cases			Deaths			
	2017	2016	% Change	2017	CFR (%)	2016	CFR (%)
I	0	0	0.0	0	0.00	0	0.00
II	0	0	0.0	0	0.00	0	0.00
III	0	0	0.0	0	0.00	0	0.00
IV-A	0	0	0.0	0	0.00	0	0.00
IV-B	0	0	0.0	0	0.00	0	0.00
V	0	0	0.0	0	0.00	0	0.00
VI	0	0	0.0	0	0.00	0	0.00
VII	0	0	0.0	0	0.00	0	0.00
VIII	0	0	0.0	0	0.00	0	0.00
IX	0	0	0.0	0	0.00	0	0.00
X	0	0	0.0	0	0.00	0	0.00
XI	0	0	0.0	0	0.00	0	0.00
XII	0	0	0.0	0	0.00	0	0.00
ARMM	0	0	0.0	0	0.00	0	0.00
CAR	53	0	5300.0	0	0.00	0	0.00
CARAGA	0	0	0.0	0	0.00	0	0.00
NCR	0	0	0.0	0	0.00	0	0.00
Total	53	0	5300.0	0	0.00	0	0.00

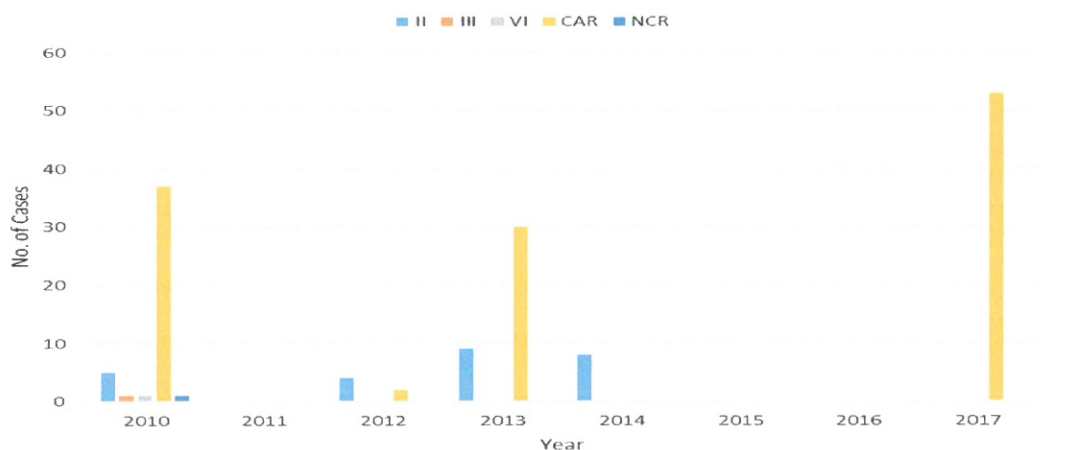
*NOTE: Case counts reported here do NOT represent the final number and are subject to change after inclusion of delayed reports and review of cases.



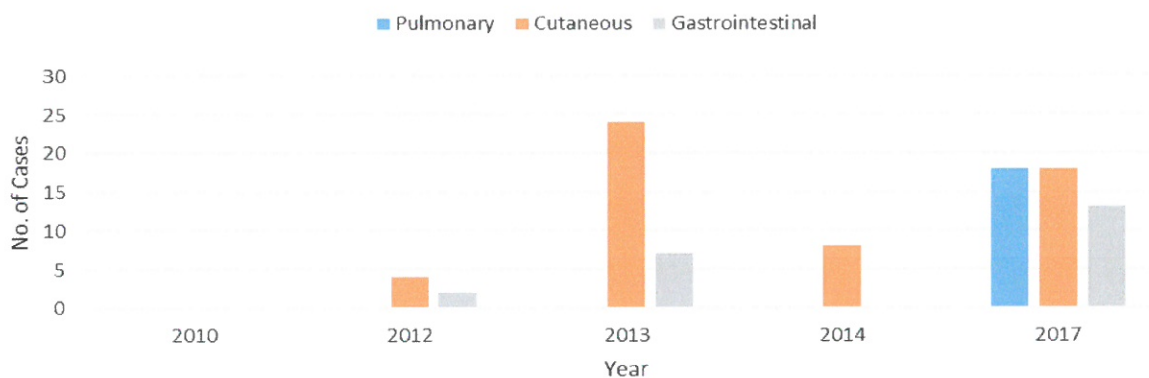
January 1- March 25, 2017

Epidemiology Bureau
Public Health Surveillance Division

**Fig.4 Anthrax Cases by Year and Region
Philippines, Year 2010-2017 (N=151)**



**Fig. 5 Anthrax Cases by Types/Classification
Philippines, Year 2010-2017 (N=151)**



EDITORIAL BOARD

IRMA L. ASUNCION, MD, MHA, CESO IV
Director IV, Epidemiology Bureau

GENESIS MAY J. SAMONTE, MD, MSc, PHSAE
OIC, Division Chief PHSD

Allan P. Ignacio
Statistician II

June Cantata B. Corpuz, RN
Coordinator, PIDSR

Jezza Jonah D. Crucena, RN
Coordinator, VPD

*NOTE: Case counts reported here do NOT represent the final number and are subject to change after inclusion of delayed reports and review of cases.