



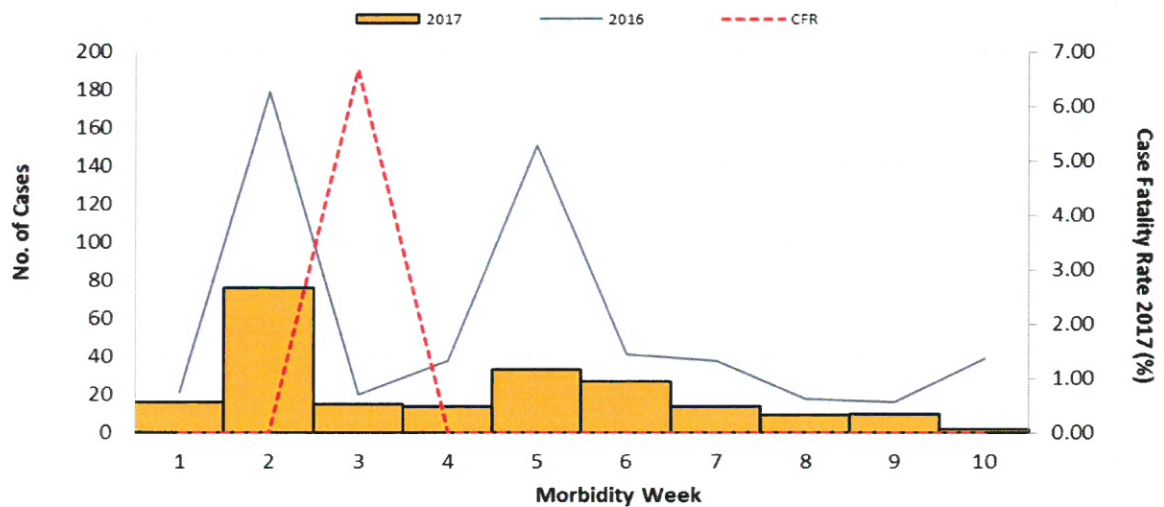
January 1 – March 11, 2017

Epidemiology Bureau
Public Health Surveillance Division

Trend in the Philippines

A total **216** chikungunya cases were reported nationwide from January 1 to March 11, 2017. This is **61.5%** lower compared to the same time period last year (**561**).

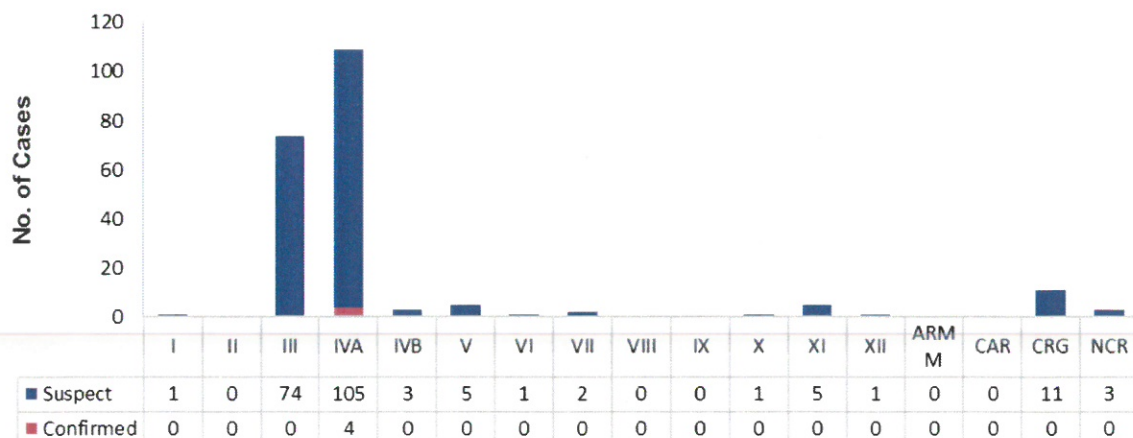
Fig. 1 Reported Chikungunya Cases by Morbidity Week, Philippines, as of March 11, 2017 (N=216)



Geographic Distribution

Most of the suspect cases were from the following regions: **Region IV-A** (49.53%), **Region VIII** (34.91%), **CARAGA** (5.19%), **Region V & Region XI** (2.36%). All of the confirmed chikungunya cases were from **Region IV-A** (100%).

Fig. 2 Chikungunya Cases by Region and Case Classification Philippines, as of March 11, 2017 (N=216)





January 1 – March 11, 2017

Epidemiology Bureau
Public Health Surveillance Division

Profile of Suspect Cases

Ages of cases ranged from less than 1 month to 88 years old (median = 27 years). Majority of cases were females (59.3%). Most (12.5%) of the cases belonged to the 25-29 years age group.

Fig. 3 Suspect Chikungunya Cases by Age Group and Sex
Philippines, as of March 11, 2017 (N=216)

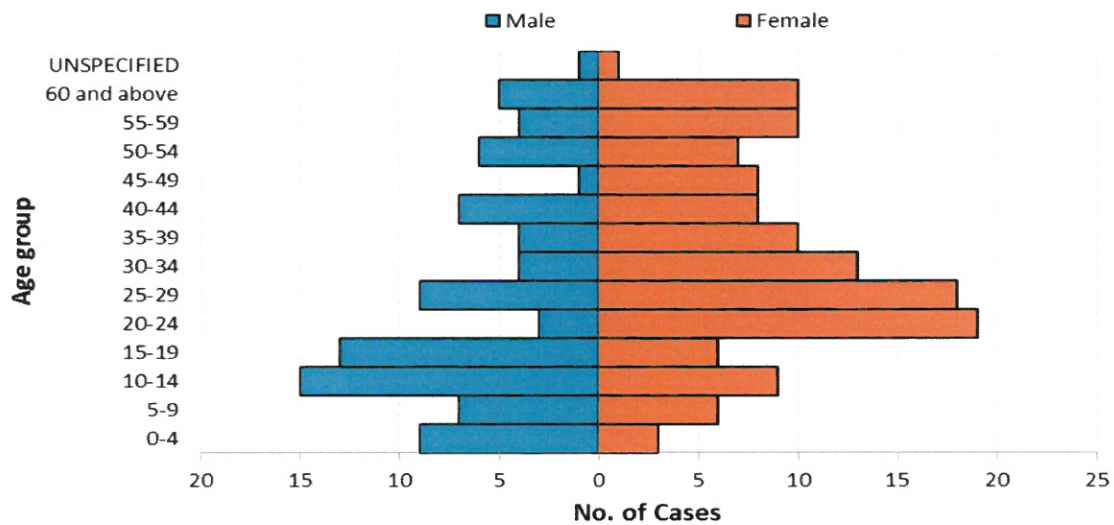
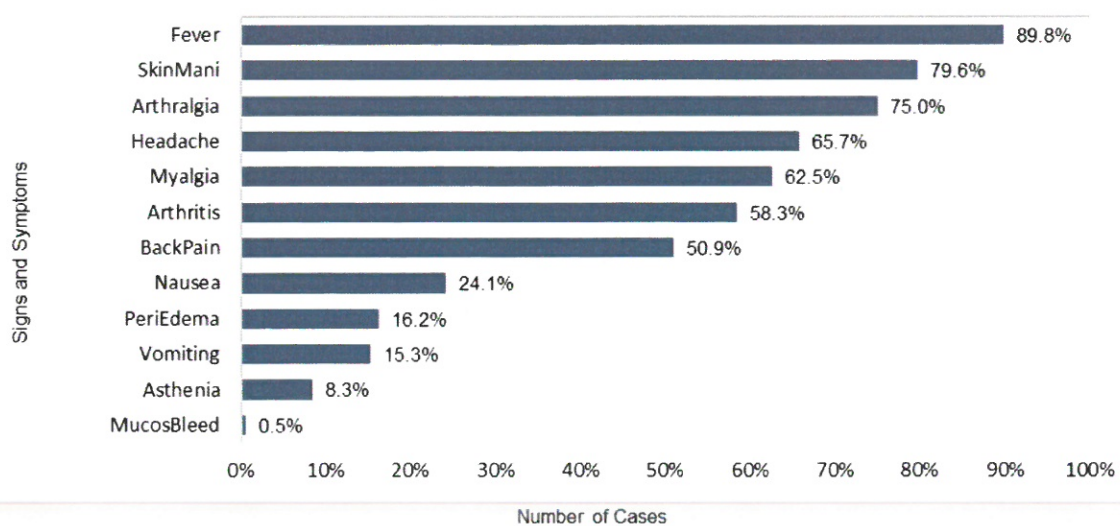


Fig. 4 Signs and Symptoms Experienced by Suspect Chikungunya Cases,
Philippines, as of March 11, 2017**



**multiple responses



Chikungunya Cases


January 1 – March 11, 2017

Epidemiology Bureau
Public Health Surveillance Division

Table 1. Reported Chikungunya Cases & Deaths by Region
Philippines, 2017* vs 2016

Region	Cases			Deaths			
	2017	2016	% Change	2017	CFR (%)	2016	CFR (%)
I	1	119	↓ -99.2	0	0.00	0	0.00
II	0	0	→ 0.0	0	-	0	-
III	74	1	↑ 7300.0	0	0.00	0	0.00
IV-A	109	291	↓ -62.5	1	0.92	0	0.00
IV-B	3	15	↓ -80.0	0	0.00	0	0.00
V	5	10	↓ -50.0	0	0.00	0	0.00
VI	1	15	↓ -93.3	0	0.00	0	0.00
VII	2	4	↓ -50.0	0	0.00	0	0.00
VIII	0	30	↓ -100.0	0	-	0	0.00
IX	0	3	↓ -100.0	0	-	0	0.00
X	1	19	↓ -94.7	0	0.00	0	0.00
XI	5	8	↓ -37.5	0	0.00	0	0.00
XII	1	0	↑ 100.0	0	0.00	0	-
ARMM	0	0	→ 0.0	0	-	0	-
CAR	0	0	→ 0.0	0	-	0	-
CARAGA	11	46	↓ -76.1	0	0.00	0	0.00
NCR	3	0	↑ 300.0	0	0.00	0	-
Total	216	561	↓ -61.5	1	0.46	0	0.00


EDITORIAL BOARD


IRMA L. ASUNCION, MD, MHA, CESO IV
Director IV, Epidemiology Bureau


GENESIS MAY J. SAMONTE, MD, MSc, PHSAE
OIC, Division Chief PHSD


Allan P. Ignacio
Statistician II


June Cantata B. Corpuz, RN
PIDSR Program Manager


Jezza Jonah D. Crucena, RN
VPD National Coordinator