



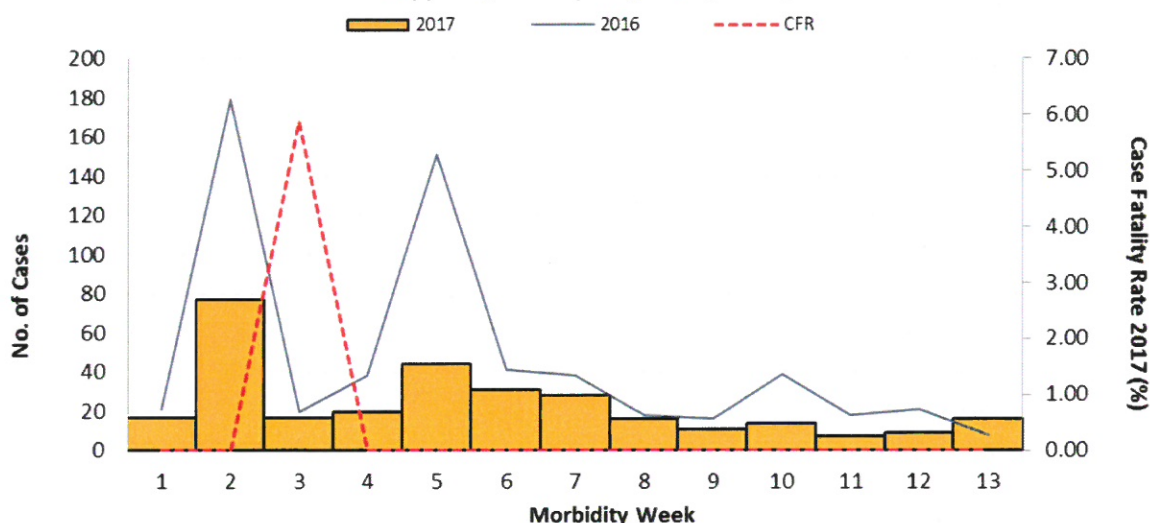
January 1 – April 1, 2017

Epidemiology Bureau
Public Health Surveillance Division

Trend in the Philippines

A total **307** chikungunya cases were reported nationwide from January 1 to April 1, 2017. This is **49.5%** lower compared to the same time period last year (**608**).

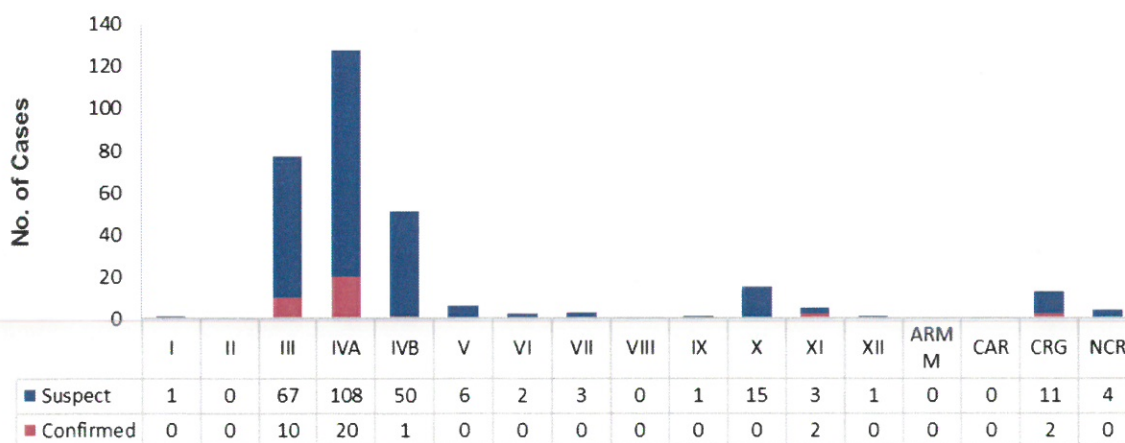
Fig. 1 Reported Chikungunya Cases by Morbidity Week, Philippines, as of April 1, 2017 (N=307)



Geographic Distribution

Most of the suspect cases were from the following regions: **Region IV-A** (39.71%), **Region III** (24.63%), **Region IV-B** (18.38%), **Region X** (5.51%) and **CARAGA** (4.04%). Majority of the confirmed chikungunya cases were from **Region IV-A** (57.14%) and **Region III** (28.57%).

Fig. 2 Chikungunya Cases by Region and Case Classification Philippines, as of April 1, 2017 (N=307)





January 1 – April 1, 2017

Epidemiology Bureau
Public Health Surveillance Division

Profile of Suspect Cases

Ages of cases ranged from less than 1 month to 88 years old (median = 27 years). Majority of cases were females (61.2%). Most (11.4%) of the cases belonged to the 25-29 years age group.

Fig. 3 Suspect Chikungunya Cases by Agegroup and Sex
Philippines, as of April 1, 2017 (N=307)

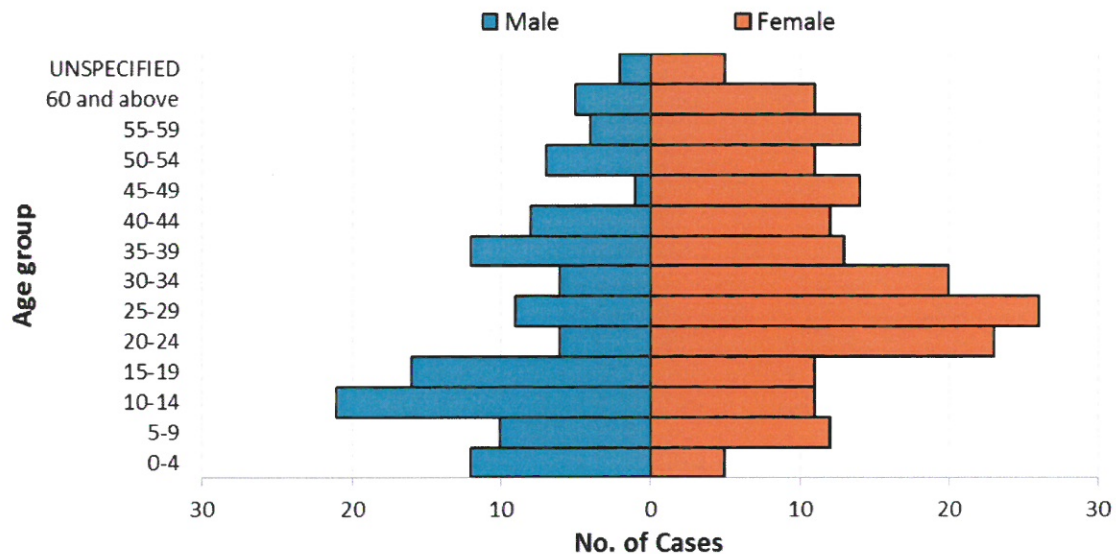
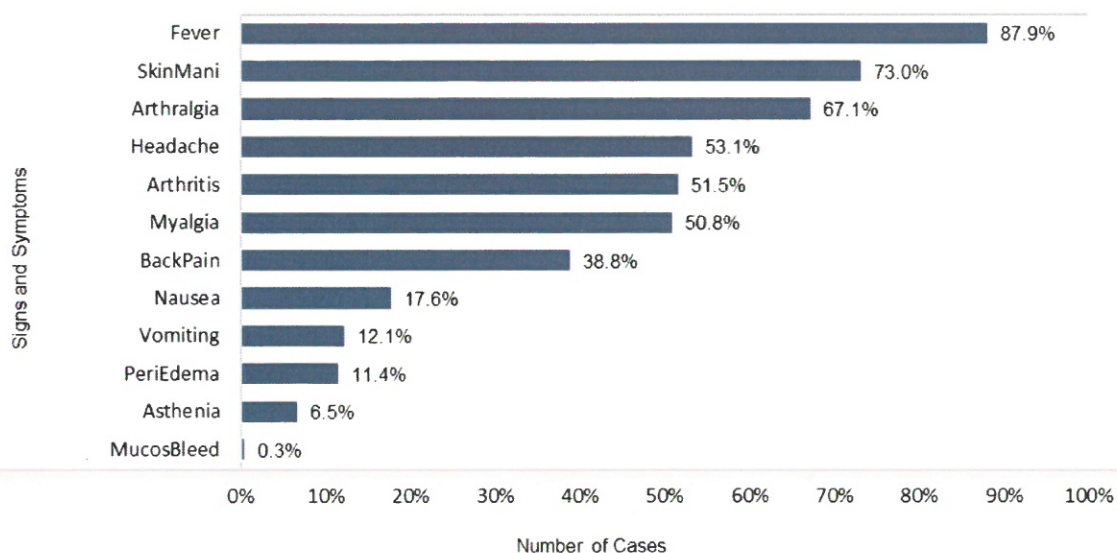


Fig. 4 Signs and Symptoms Experienced by Suspect Chikungunya Cases,
Philippines, as of April 1, 2017**



**multiple responses

*NOTE: Case counts reported here do NOT represent the final number and are subject to change after inclusion of delayed reports and review of cases.




January 1 – April 1, 2017

Epidemiology Bureau
Public Health Surveillance Division


Table 1. Reported Chikungunya Cases & Deaths by Region
Philippines, 2017* vs 2016


Region	Cases			Deaths			
	2017	2016	% Change	2017	CFR (%)	2016	CFR (%)
I	1	121	↓ -99.2	0	0.00	0	0.00
II	0	0	→ 0.0	0	-	0	-
III	77	2	↑ 3750.0	0	0.00	0	0.00
IV-A	128	314	↓ -59.2	1	0.78	0	0.00
IV-B	51	30	↑ 70.0	0	0.00	0	0.00
V	6	10	↓ -40.0	0	0.00	0	0.00
VI	2	16	↓ -87.5	0	0.00	0	0.00
VII	3	5	↓ -40.0	0	0.00	0	0.00
VIII	0	30	↓ -100.0	0	-	0	0.00
IX	1	3	↓ -66.7	0	-	0	0.00
X	15	20	↓ -25.0	0	0.00	0	0.00
XI	5	9	↓ -44.4	0	0.00	0	0.00
XII	1	0	↑ 100.0	0	0.00	0	-
ARMM	0	0	→ 0.0	0	-	0	-
CAR	0	1	↓ -100.0	0	-	1	100.00
CARAGA	13	47	↓ -72.3	0	0.00	0	0.00
NCR	4	0	↑ 400.0	0	0.00	0	-
Total	307	608	↓ -49.5	1	0.33	1	0.16


EDITORIAL BOARD


IRMA L. ASUNCION, MD, MHA, CESO IV
Director IV, Epidemiology Bureau


GENESIS MAY J. SAMONTE, MD, MSc, PHSAE
OIC, Division Chief PHSD


Allan P. Ignacio
Statistician II


June Cantata B. Corpuz, RN
PIDSR Program Manager


Jezza Jonah D. Crucena, RN
VPD National Coordinator