



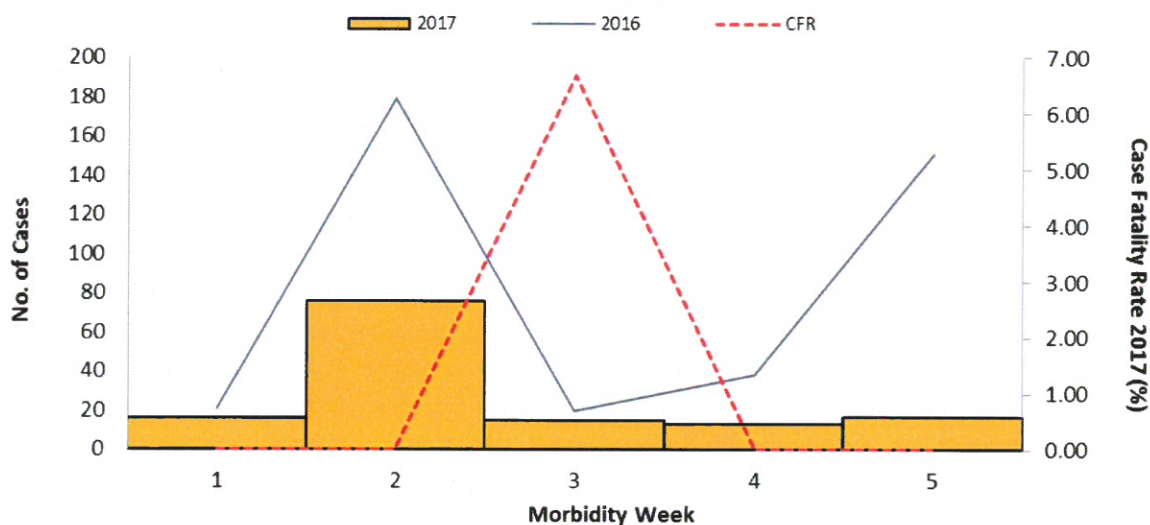
January 1 – February 4, 2017

Epidemiology Bureau  
Public Health Surveillance Division

### Trend in the Philippines

A total **137** chikungunya cases were reported nationwide from January 1 to February 4, 2017. This is **66.5%** lower compared to the same time period last year (**409**).

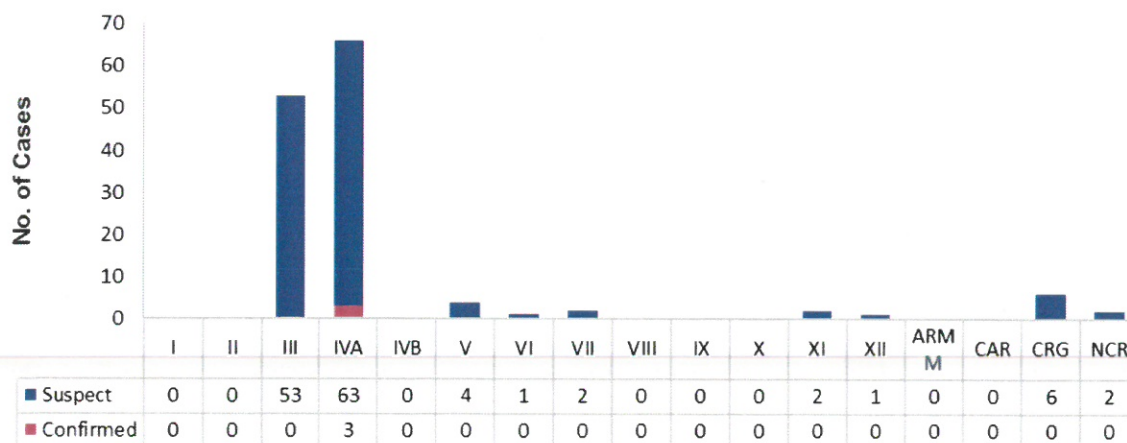
**Fig. 1 Reported Chikungunya Cases by Morbidity Week, Philippines, as of February 4, 2017 (N=137)**



### Geographic Distribution

Most of the suspect cases were from the following regions: **Region IV-A** (47.01%) and **Region III** (39.55%). All of the confirmed chikungunya cases were from **Region IV-A** (100%).

**Fig. 2 Chikungunya Cases by Region and Case Classification Philippines, as of February 4, 2017 (N=137)**





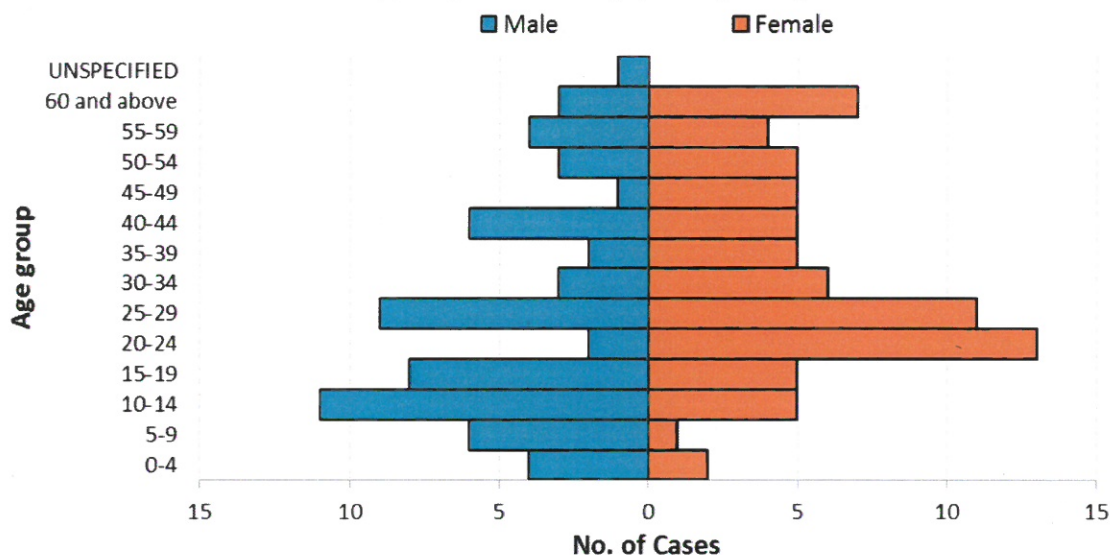
January 1 – February 4, 2017

Epidemiology Bureau  
Public Health Surveillance Division

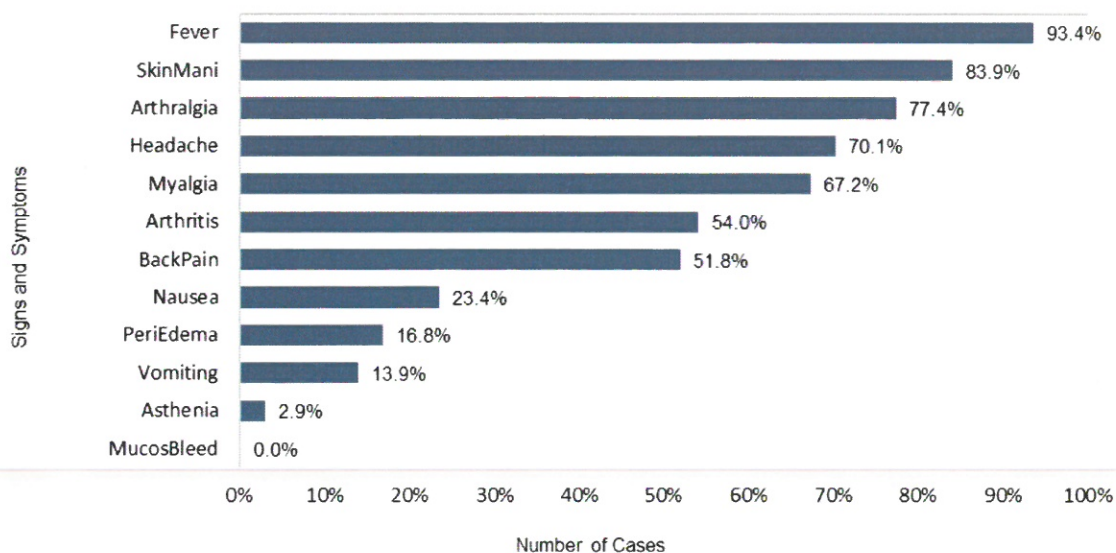
### Profile of Suspect Cases

Ages of cases ranged from less than 1 month to 88 years old (median = 27 years). Majority of cases were females (54%). Most (14.6%) of the cases belonged to the 25-29 years age group.

**Fig. 3 Suspect Chikungunya Cases by Agegroup and Sex**  
Philippines, as of February 4, 2017 (N=137)



**Fig. 4 Signs and Symptoms Experienced by Suspect Chikungunya Cases,**  
Philippines, as of February 4, 2017\*\*



\*\*multiple responses

\*NOTE: Case counts reported here do NOT represent the final number and are subject to change after inclusion of delayed reports and review of cases.



January 1 – February 4, 2017

Epidemiology Bureau  
Public Health Surveillance Division

**Table 1. Reported Chikungunya Cases & Deaths by Region**  
Philippines, 2017\* vs 2016

Region	Cases			Deaths			
	2017	2016	% Change	2017	CFR (%)	2016	CFR (%)
I	0	114	↓ -100.0	0	-	0	0.00
II	0	0	→ 0.0	0	-	0	-
III	53	1	↑ 5200.0	0	0.00	0	0.00
IV-A	66	219	↓ -69.9	1	1.52	0	0.00
IV-B	0	0	→ 0.0	0	-	0	-
V	4	10	↓ -60.0	0	0.00	0	0.00
VI	1	11	↓ -90.9	0	0.00	0	0.00
VII	2	2	→ 0.0	0	0.00	0	0.00
VIII	0	8	↓ -100.0	0	-	0	0.00
IX	0	3	↓ -100.0	0	-	0	0.00
X	0	9	↓ -100.0	0	-	0	0.00
XI	2	7	↓ -71.4	0	0.00	0	0.00
XII	1	0	↑ 100.0	0	0.00	0	-
ARMM	0	0	→ 0.0	0	-	0	-
CAR	0	0	→ 0.0	0	-	0	-
CARAGA	6	25	↓ -76.0	0	0.00	0	0.00
NCR	2	0	↑ 200.0	0	0.00	0	-
<b>Total</b>	<b>137</b>	<b>409</b>	<b>↓ -66.5</b>	<b>1</b>	<b>0.73</b>	<b>0</b>	<b>0.00</b>


### EDITORIAL BOARD

  
IRMA L. ASUNCION, MD, MHA, CESO IV  
Director IV, Epidemiology Bureau

  
GENESIS MAY J. SAMONTE, MD, MSc, PHSAE  
OIC, Division Chief PHSD

  
Allan P. Ignacio  
Statistician II

  
June Cantata B. Corpuz, RN  
PIDSR Program Manager

  
Jezza Jonah D. Crucena, RN  
VPD National Coordinator