



January 1 – May 6, 2017

Epidemiology Bureau  
Public Health Surveillance Division

### TRENDS IN THE PHILIPPINES

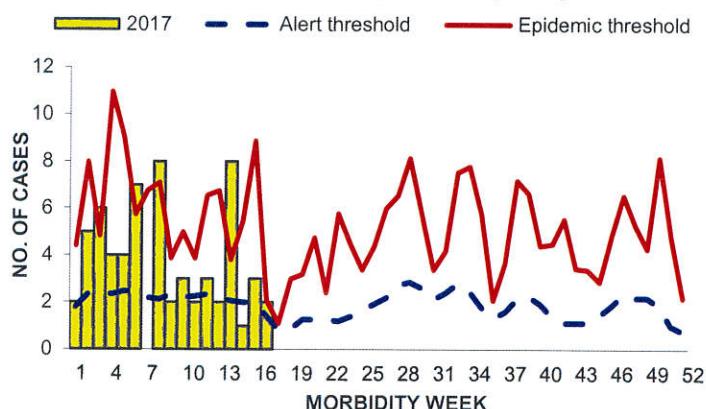
A total of **62** diphtheria cases were reported nationwide from January 1 – May 6, 2017. This is **82.4%** higher compared to the same period last year (34 cases). Figure 1 shows the distribution of the reported diphtheria cases in the country by morbidity week.

### GEOGRAPHIC DISTRIBUTION

The number of diphtheria cases vary by region. Figure 2 shows the distribution of reported diphtheria cases by region in comparison to the same time period last year. There is an increase in the number of reported cases from regions 4A, 4B, 6, 9, 11, CAR and NCR and a sustained presence of diphtheria cases in regions 1, 3 and ARMM.

Table 1 indicates the reported diphtheria cases by region in the Philippines. Majority of the reported diphtheria cases came from NCR (42%) and Region 9 (18%).

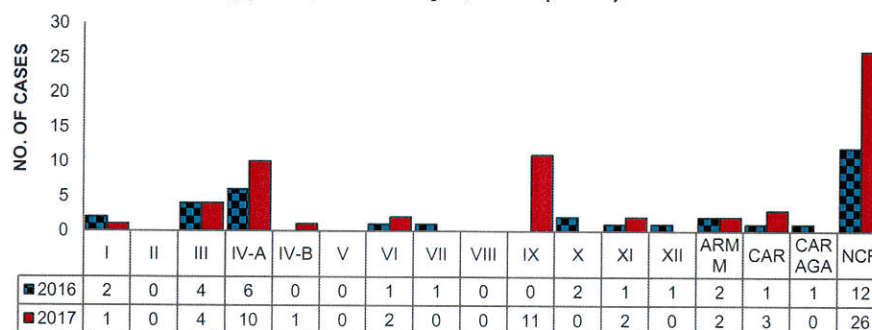
**Fig. 1 Alert and Epidemic Thresholds and Reported Diphtheria Cases by Morbidity Week, Philippines, as of May 6, 2017 (N=62)**



No new cluster <sup>(1)</sup> of diphtheria cases identified within the past 4 morbidity weeks.

<sup>(1)</sup>Cluster Definition: 2 or more diphtheria cases from the same barangay, reported within 4 consecutive weeks.

**Fig. 2 Reported Diphtheria Cases by Region and 2016 vs 2017, Philippines, as of May 6, 2017 (N=62)**



**Table 1. Case Classification of Reported Diphtheria Cases by Region and Outcome, Philippines, as of May 6, 2017 (N=62)**

REGION	Case Classification		Reported Cases	Died	CFR %
	Confirmed Cases	Probable Cases			
I	0	1	1	0	0.00
II	0	0	0	0	0.00
III	3	1	4	1	25.00
IV-A	2	8	10	3	30.00
IV-B	0	1	1	1	100.00
V	0	0	0	0	0.00
VI	0	2	2	1	50.00
VII	0	0	0	0	0.00
VIII	0	0	0	0	0.00
IX	4	7	11	3	27.27
X	0	0	0	0	0.00
XI	0	2	2	2	100.00
XII	0	0	0	0	0.00
ARMM	0	2	2	1	50.00
CAR	0	3	3	0	0.00
CARAGA	0	0	0	0	0.00
NCR	11	15	26	3	11.54
PHL	20	42	62	15	24.19





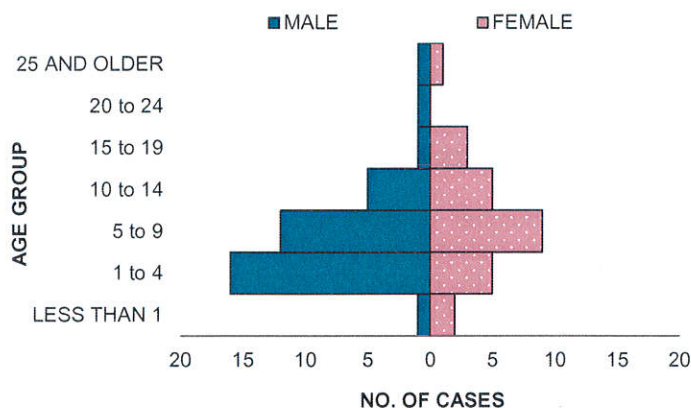
January 1 – May 6, 2017

Epidemiology Bureau  
Public Health Surveillance Division

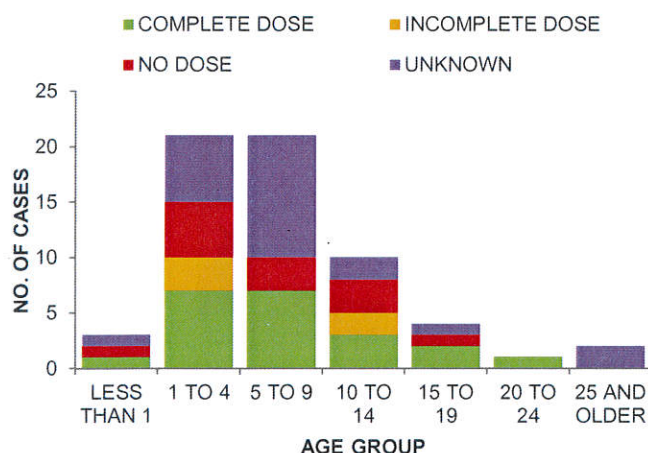
### PROFILE OF CASES

As shown in figure 3, there are **37 males and 25 females** and most (68%) of them belonged to the 1 to 9 year old age group. Immunization status of 23 (37%) of reported cases were unknown while 21 (34%) of reported cases received complete dose of DPT/pentavalent vaccine (Figure 4). Fifteen (24%) of the reported diphtheria cases have died (Figure 5).


**Fig. 3 Reported Diphtheria Cases by Age Group and Sex, Philippines, as of May 6, 2017 (N=62)**



**Fig. 4 Reported Diphtheria Cases by DPT Doses and Age Group, Philippines, as of May 6, 2017 (N=62)**



**Fig. 5 Reported Diphtheria Cases by Outcome, Philippines, as of May 6, 2017 (N=62)**



### Standard Case Definition of Diphtheria:

#### • **Probable Case:**

- A person with an illness of the upper respiratory tract characterized by laryngitis or pharyngitis or tonsillitis, and adherent membranes on tonsils, pharynx and/or nose.

#### • **Confirmed Case:**

- A probable case that is laboratory confirmed or linked epidemiologically to a laboratory-confirmed case.

**Note:** Persons with positive *Corynebacterium diphtheriae* cultures who do not meet the clinical description (i.e. asymptomatic carriers) should not be reported as probable or confirmed diphtheria cases.



January 1 – May 6, 2017

Epidemiology Bureau  
Public Health Surveillance Division

Editorial Board

  
IRMA L. ASUNCION, MD, MHA, CESO IV  
Director IV, *Epidemiology Bureau*

  
GENESIS MAY J. SAMONTE, MD, MSc, PHSAE  
OIC-Division Chief, *PHSD*

MARIEL A. DEJESA, MD, MPM  
Medical Officer IV, *PHSD*

  
JUNE CANTATA B. CORPUZ, RN  
Nurse III, *PIDSR National Coordinator*

  
JEZZA JONAH D. CRUCENA, RN  
Nurse III, *VPDS National Coordinator*

ALLAN P. IGNACIO  
Statistician II, *PHSD*





January 1 – May 6, 2017

Epidemiology Bureau  
 Public Health Surveillance Division

**ANNEX A. REPORTED DIPHTHERIA CASES BY CASE CLASSIFICATION AND BARANGAY**

REPORTED DIPHTHERIA CASES PHILIPPINES, JANUARY 1 - MAY 6, 2017 (N=62)						
REGION	PROVINCE	MUNCITY	BARANGAY	CONFIRMED CASES	PROBABLE CASES	NO. OF CASES
01	PANGASINAN	VILLASIS	TOMBOD	0	1	1
03	BULACAN	MARILAO	LOMA DE GATO	1	0	1
		PULILAN	SANTA PEREGRINA	1	0	1
	NUEVA ECIJA	SCIENCE CITY OF MUÑOZ	NO DATA	1	0	1
	ZAMBALES	SAN MARCELINO	CONSUELO NORTE	0	1	1
04A	CAVITE	BACOR	MOLINO VI	0	1	1
			P.F. ESPIRITU V SANTO NIÑO II	1	0	1
		DASMARIÑAS		0	1	1
		GENERAL TRIAS	MANGGAHAN	1	0	1
		SILANG	NO DATA	0	1	1
	LAGUNA	LOS BAÑOS	SAN ANTONIO	0	1	1
		SAN PABLO CITY	SAN FRANCISCO	0	1	1
	QUEZON	LOPEZ	MAL-AY	0	1	1
		LUCENA CITY	DALAHICAN	0	1	1
	RIZAL	ANTIPOLO CITY	SAN ROQUE (POB.)	0	1	1
04B	OCCIDENTAL MINDORO	LUBANG	MALIIG	0	1	1
06	ILOILO	ILOILO CITY	SANTA CRUZ	0	1	1
		LEGANES	NO DATA	0	1	1
09	BASILAN	ISABELA CITY	SEASIDE (POB.)	0	1	1
	ZAMBOANGA DEL SUR	ZAMBOANGA CITY	CAWIT	2	0	2
			LABUAN	0	1	1
			MAMPANG	1	1	2
			SANTA CATALINA	1	0	1
			TALISAYAN	0	1	1
			TALON-TALON	0	1	1
			TETUAN	0	1	1
			TIGTABON	0	1	1
11	DAVAO DEL SUR	DAVAO CITY	BUNAWAN (POB.)	0	1	1
			LUBOGAN	0	1	1
ARMM	MAGUINDANAO	BULUAN	NO DATA	0	1	1
		SHARIFF AGUAK	LABU-LABU	0	1	1



January 1 – May 6, 2017

Epidemiology Bureau  
Public Health Surveillance Division

**ANNEX A. REPORTED DIPHTHERIA CASES BY CASE CLASSIFICATION AND BARANGAY, *continuation***

REPORTED DIPHTHERIA CASES PHILIPPINES, JANUARY 1 - MAY 6, 2017 (N=62)						
REGION	PROVINCE	MUNCITY	BARANGAY	CONFIRMED CASES	PROBABLE CASES	NO. OF CASES
CAR	BENGUET	BAGUIO CITY	HOLY GHOST EXTENSION	0	1	1
		TUBA	TWIN PEAKS	0	1	1
		IFUGAO	KIANGAN	HUCAB	0	1
NCR	METRO MANILA	CALOOCAN CITY	176-PH8A	1	0	1
			NO DATA	1	0	1
		LAS PIÑAS CITY	MANUYO UNO	0	1	1
		MAKATI CITY	PIO DEL PILAR	0	1	1
		MALABON CITY	BARITAN	0	1	1
			CONCEPCION	0	1	1
			LONGOS	1	0	1
		MANILA	BARANGAY 1	1	0	1
			BARANGAY 106	0	1	1
			PACO	1	0	1
			NO DATA	1	0	1
		MUNTINLUPA CITY	ALABANG	0	1	1
		NAVOTAS	SAN ROQUE	0	1	1
		PARAÑAQUE CITY	NO DATA	0	1	1
		PASAY CITY	BARANGAY 55	0	1	1
		QUEZON CITY	COMMONWEALTH	1	0	1
			HOLY SPIRIT	0	1	1
			NOVALICHES PROPER	1	0	1
			SAN ISIDRO	1	0	1
			NO DATA	0	1	1
		TAGUIG CITY	BARANGAY 31	0	1	1
			IBAYO-TIPAS	0	1	1
			LOWER BICUTAN	1	0	1
			USUSAN	0	1	1
		VALENZUELA CITY	MALANDAY	1	0	1
			MARULAS	0	1	1
PHILIPPINES				20	42	62

