



TRENDS IN THE PHILIPPINES

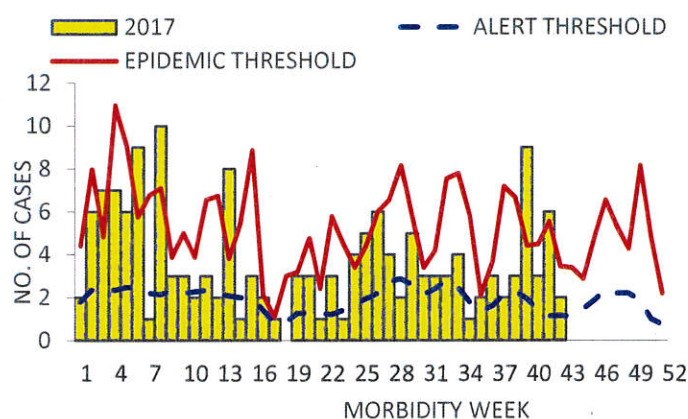
A total of **157** diphtheria cases were reported nationwide from January 1 – November 4, 2017. This is **42.73%** higher compared to the same period last year (110 cases). Figure 1 shows the distribution of the reported diphtheria cases in the country by morbidity week.

GEOGRAPHIC DISTRIBUTION

The number of diphtheria cases vary by region. Figure 2 shows the distribution of reported diphtheria cases by region in comparison to the same time period last year.

Table 1 indicates the reported diphtheria cases by region in the Philippines. Fifty four (34.39%) cases were confirmed out of 157 cases. Among the reported cases, 36 cases have died with a CFR of 22.93 %. Majority of the reported diphtheria cases came from NCR (55, 35.03%), Region IVA (29, 18.47%) and Region IX (22, 14.01%). (See Annex A for case distribution by Barangay)

Fig. 1 Alert and Epidemic Thresholds and Reported Diphtheria Cases by Morbidity Week, Philippines, as of November 4, 2017 (N=157)



Five diphtheria cluster⁽¹⁾ were identified as of November 4, 2017. No new cluster⁽¹⁾ of diphtheria cases identified within the past 4 Morbidity Weeks. (See Annex B for case distribution by Cluster⁽¹⁾)

Fig. 2 Reported Diphtheria Cases by Region and 2016 vs 2017, Philippines, as of November 4, 2017 (N=157)

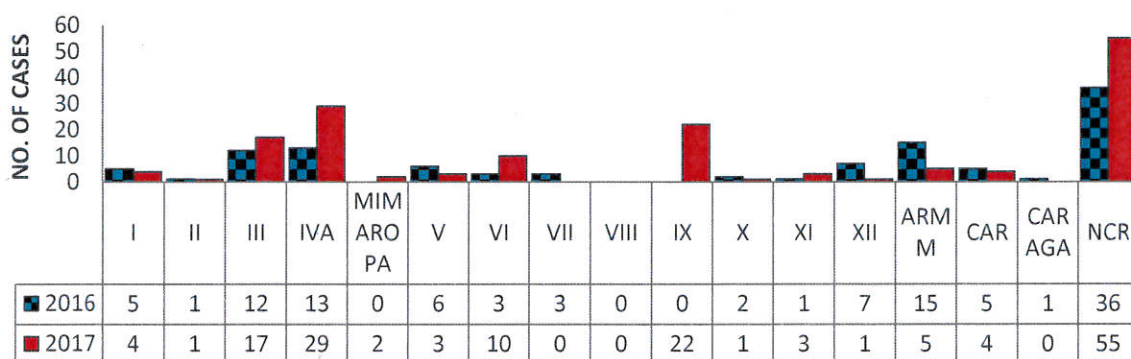


Table 1. Case Classification of Reported Diphtheria Cases by Region and Outcome, Philippines, as of November 4, 2017 (N=157)

REGION	Case Classification		Reported Cases	Died	CFR %
	Confirmed Cases	Probable Cases			
I	0	4	4	0	0.00
II	0	1	1	1	100.00
III	8	9	17	4	23.53
IVA	9	20	29	4	13.79
MIMAROPA	0	2	2	1	50.00
V	1	2	3	1	33.33
VI	0	10	10	3	30.00
VII	0	0	0	0	0.00
VIII	0	0	0	0	0.00
IX	6	16	22	9	40.91
X	0	1	1	0	0.00
XI	1	2	3	2	66.67
XII	0	1	1	0	0.00
ARMM	1	4	5	1	20.00
CAR	0	4	4	0	0.00
CARAGA	0	0	0	0	0.00
NCR	28	27	55	10	18.18
PHILIPPINES	54	103	157	36	22.93



PROFILE OF CASES

There are **86 males and 71 females** and most (33.12%) of them belonged to the **1 to 4 year old** age group. Immunization status of 54 (34.39%) of reported cases received complete dose of DPT/pentavalent while 46 (29.30%) of reported cases were unknown.

As shown in Figure 3.1, 34 (39.53%) out of 86 reported male diphtheria cases belonged to the 1 to 4 year old age group and 28 (32.56%) of reported male diphtheria cases have complete dose of DPT/pentavalent. Whereas in Figure 3.2, majority of the reported female diphtheria cases, 23 (32.39%) of them belonged to the 5 to 9 year old age group and 26 (36.62%) of them received complete dose of DPT/pentavalent.

Fig. 3.1 Reported Male Diphtheria Cases by DPT Doses and Age Group, Philippines, as of November 4, 2017 (n=86)

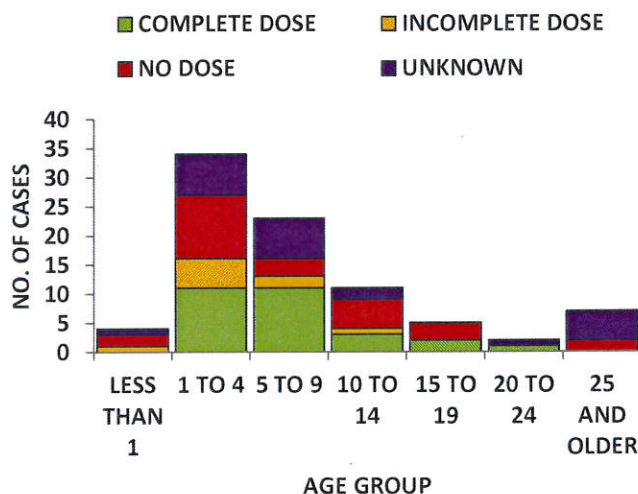
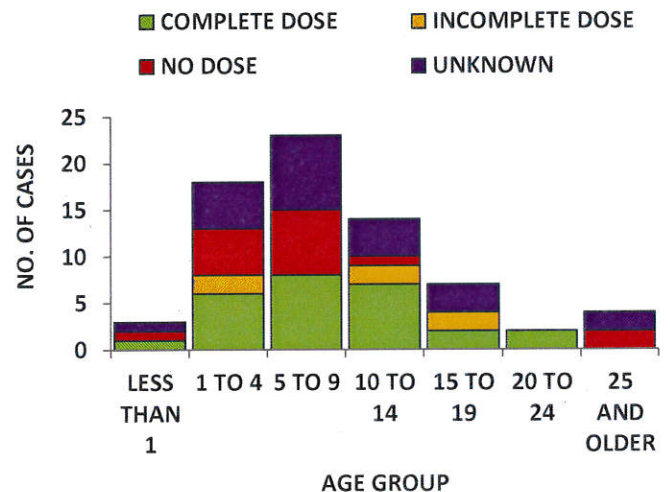


Fig. 3.2 Reported Female Diphtheria Cases by DPT Doses and Age Group, Philippines, as of November 4, 2017 (n=71)



Standard Case Definition of Diphtheria:

• **Probable Case:**

- A person with an illness of the upper respiratory tract characterized by laryngitis or pharyngitis or tonsillitis, and adherent membranes on tonsils, pharynx and/or nose.

• **Confirmed Case:**

- A probable case that is laboratory confirmed or linked epidemiologically to a laboratory-confirmed case.

Note: Persons with positive *Corynebacterium diphtheriae* cultures who do not meet the clinical description (i.e. asymptomatic carriers) should not be reported as probable or confirmed diphtheria cases.

Editorial Board

IRMA L. ASUNCION, MD, MHA, CESO IV
Director IV, Epidemiology Bureau

GENESIS MAY J. SAMONTE, MD, MSc, PHSAE
OIC-Division Chief, PHSD

MARIEL A. DEJESA, MD, MPM
Medical Officer IV, PHSD

JUNE CANTATA B. CORPUZ, RN
Nurse III, PIDSR National Coordinator

JEZZA JONAH D. CRUCENA, RN
Nurse III, VPDS National Coordinator



ANNEX A. REPORTED DIPHTHERIA CASES BY CASE CLASSIFICATION AND BARANGAY

REPORTED DIPHTHERIA CASES, PHILIPPINES, JANUARY 1 - NOVEMBER 4, 2017 (N=157)						
REGION	PROVINCE	MUNCITY	BARANGAY	CONFIRMED CASES	PROBABLE CASES	NO. OF CASES
I	PANGASINAN	ASINGAN	ARISTON ESTE	0	1	1
		BINMALEY	BASING	0	1	1
		URDANETA CITY	PALINA EAST	0	1	1
		VILLASIS	TOMBOD	0	1	1
II	CAGAYAN	AMULUNG	NAGSABARAN	0	1	1
III	BULACAN	BOCAUE	DUHAT	0	1	1
		MARILAO	LOMA DE GATO	1	0	1
			SAOG	1	0	1
		PULILAN	SANTA PEREGRINA	1	0	1
		SAN JOSE DEL MONTE CITY	GAYA-GAYA	0	1	1
			MINUYAN PROPER	1	0	1
	NUEVA ECIJA	ALIAGA	SAN PABLO MATANDA	1	0	1
		CABANATUAN CITY	BANTUG NORTE	0	1	1
		GENERAL TINIO	NAZARETH	1	0	1
		SCIENCE CITY OF MUÑOZ	POBLACION	1	0	1
			POBLACION SOUTH	0	1	1
	PAMPANGA	SAN FERNANDO CITY	SAN PEDRO	0	1	1
	TARLAC	GERONA	SAN BARTOLOME	1	0	1
			TANGCARAN	0	1	1
	ZAMBALES	BOTOLAN	MAMBOG	0	1	1
		IBA	LIPAY-DINGIN-PANIBUATAN	0	1	1
		SAN MARCELINO	CONSUELO NORTE	0	1	1
IVA	BATANGAS	LIPA CITY	INOSLOBAN	0	1	1
		SAN JUAN	CALITCALIT	0	1	1
		TANAUAN CITY	BOOT	0	1	1
	CAVITE	BACOR	MOLINO VI	0	1	1
			P.F. ESPIRITU V	1	0	1
		DASMARIÑAS	SANTO NIÑO II	0	1	1



ANNEX A. REPORTED DIPHTHERIA CASES BY CASE CLASSIFICATION AND BARANGAY, *continuation*

REPORTED DIPHTHERIA CASES, PHILIPPINES, JANUARY 1 - NOVEMBER 4, 2017 (N=157)						
REGION	PROVINCE	MUNCITY	BARANGAY	CONFIRMED CASES	PROBABLE CASES	NO. OF CASES
IVA	CAVITE	GENERAL TRIAS	MANGGAHAN	1	0	1
			NAVARRO	2	0	2
			SAN FRANCISCO	0	1	1
		SILANG	SILANG PROPER	0	1	1
			TOLEDO	0	1	1
		TRECE MARTIRES CITY	CABUCO	1	0	1
	LAGUNA	BIÑAN	SORO-SORO	0	1	1
			TIMBAO	1	0	1
		LOS BAÑOS	SAN ANTONIO	0	1	1
		SAN PABLO CITY	SAN BUENAVENTURA	2	4	6
			SAN FRANCISCO	0	1	1
			SAN ROQUE	0	1	1
		SANTA ROSA	UNSPECIFIED	0	1	1
	QUEZON	LOPEZ	MAL-AY	0	1	1
		LUCENA CITY	DALAHICAN	0	1	1
	RIZAL	ANTIPOLO CITY	SAN ROQUE (POB.)	0	1	1
		BINANGONAN	DARANGAN	1	0	1
MIMAROP A	OCCIDENTAL MINDORO	LUBANG	MALIIG	0	1	1
		SAN JOSE	LABANGAN POBLACION	0	1	1
V	CAMARINES SUR	BATO	SAN JUAN	0	1	1
	0	MILAOR	MAYAOPAYAWAN	1	0	1
	0	PAMPLONA	CAGBUNGA	0	1	1
VI	AKLAN	KALIBO	ANDAGAW	0	1	1
	ANTIQUE	SIBALOM	UNSPECIFIED	0	1	1
	ILOILO	ILOILO CITY	BAYBAY TANZA	0	1	1
			SANTA CRUZ	0	1	1
			UNSPECIFIED	0	1	1



ANNEX A. REPORTED DIPHTHERIA CASES BY CASE CLASSIFICATION AND BARANGAY, *continuation*

REPORTED DIPHTHERIA CASES, PHILIPPINES, JANUARY 1 - NOVEMBER 4, 2017 (N=157)						
REGION	PROVINCE	MUNCITY	BARANGAY	CONFIRMED CASES	PROBABLE CASES	NO. OF CASES
VI	ILOILO	LEGANES	POBLACION	0	1	1
		SAN DIONISIO	SAN NICOLAS	0	1	1
		TIGBAUAN	ATABAYAN	0	1	1
	NEGROS OCCIDENTAL	BAGO CITY	MA-AO BARRIO	0	1	1
		TALISAY CITY	ZONE 10 (POB.)	0	1	1
IX	BASILAN	ISABELA CITY	SEASIDE (POB.)	0	1	1
	ZAMBOANGA DEL NORTE	LABASON	ANTONINO (POB.)	0	1	1
		SERGIO OSMEÑA SR.	SINAI	0	1	1
	ZAMBOANGA DEL SUR	DIMATALING	MAHAYAG	0	1	1
		ZAMBOANGA CITY	CAWIT	2	1	3
			LABUAN	1	0	1
			MAMPANG	1	2	3
			PASONANCA	1	0	1
			RECODO	0	1	1
			SAN ROQUE	0	1	1
			SANTA CATALINA	1	0	1
			TALISAYAN	0	1	1
			TALON-TALON	0	2	2
			TETUAN	0	1	1
			TIGTABON	0	1	1
			TUMAGA	0	1	1
			TUMALUTAB	0	1	1
X	BUKIDNON	MALAYBALAY CITY	CASISANG	0	1	1
XI	DAVAO DEL SUR	DAVAO CITY	BUNAWAN (POB.)	0	1	1
			LUBOGAN	0	1	1
			MA-A	1	0	1
XII	COTABATO CITY	COTABATO CITY	ROSARY HEIGHTS VI	0	1	1



Epidemiology Bureau
 Public Health Surveillance Division

January – November 4, 2017

ANNEX A. REPORTED DIPHTHERIA CASES BY CASE CLASSIFICATION AND BARANGAY, *continuation*

REPORTED DIPHTHERIA CASES, PHILIPPINES, JANUARY 1 - NOVEMBER 4, 2017 (N=157)						
REGION	PROVINCE	MUNCITY	BARANGAY	CONFIRMED CASES	PROBABLE CASES	NO. OF CASES
ARMM	MAGUINDANAO	BULUAN	UNSPECIFIED	0	1	1
		DATU ODIN SINSUAT	SEMBA	0	1	1
		PARANG	UNSPECIFIED	0	1	1
		SHARIFF AGUAK	LABU-LABU	0	1	1
		SULTAN KUDARAT	CROSSING SIMUAY	1	0	1
CAR	BENGUET	BAGUIO CITY	HOLY GHOST EXTENSION	0	1	1
			SAN LUIS VILLAGE	0	1	1
		TUBA	TWIN PEAKS	0	1	1
	IFUGAO	KIANGAN	HUCAB	0	1	1
NCR	METRO MANILA	CALOOCAN CITY	176-PH8A	1	0	1
			BARANGAY 105	1	0	1
			BARANGAY 187	1	0	1
			BARANGAY 35	1	0	1
			TALA	0	1	1
			UNSPECIFIED	1	0	1
		LAS PIÑAS CITY	MANUYO UNO	0	1	1
		MAKATI CITY	PIO DEL PILAR	0	1	1
		MALABON CITY	BARITAN	0	1	1
			CATMON	1	0	1
			CONCEPCION	0	1	1
			LONGOS	1	1	2
		MANDALUYONG CITY	ADDITION HILLS	1	0	1
		MANILA	14	0	1	1
			BARANGAY 1	1	0	1
			BARANGAY 106	0	1	1
			BARANGAY 387	2	0	2



ANNEX A. REPORTED DIPHTHERIA CASES BY CASE CLASSIFICATION AND BARANGAY, *continuation*

REPORTED DIPHTHERIA CASES, PHILIPPINES, JANUARY 1 - NOVEMBER 4, 2017 (N=157)						
REGIO N	PROVINCE	MUNCITY	BARANGAY	CONFIRMED CASES	PROBABLE CASES	NO. OF CASES
NCR	METRO MANILA	MANILA	BARANGAY 390	1	0	1
			BARANGAY 535	1	0	1
			BARANGAY 864	1	0	1
			BARANGAY 905	1	0	1
			PACO	1	0	1
			TONDO	0	1	1
		MARIKINA CITY	MALANDAY	1	0	1
		MUNTINLUPA CITY	ALABANG	0	1	1
			BAYANAN	0	1	1
			POBLACION	0	1	1
		NAVOTAS	SAN ROQUE	0	1	1
		PARAÑAQUE CITY	MARCELO GREEN	0	1	1
			SAN ANTONIO	0	1	1
			SAN DIONISIO	1	0	1
		PASAY CITY	BARANGAY 26	0	1	1
			BARANGAY 55	0	1	1
		PASIG CITY	PINAGBUHATAN	0	1	1
			ROSARIO	0	1	1
		QUEZON CITY	COMMONWEALTH	2	0	2
			HOLY SPIRIT	1	0	1
			MARIANA	0	1	1
			NOVALICHES PROPER	1	0	1
			SALVACION	1	0	1
			SAN ISIDRO	0	1	1
			SAUYO	1	0	1
		SAN JUAN	BALONG-BATO	0	1	1



ANNEX A. REPORTED DIPHTHERIA CASES BY CASE CLASSIFICATION AND BARANGAY, *continuation*

REPORTED DIPHTHERIA CASES, PHILIPPINES, JANUARY 1 - NOVEMBER 4, 2017 (N=157)						
REGION	PROVINCE	MUNCITY	BARANGAY	CONFIRMED CASES	PROBABLE CASES	NO. OF CASES
NCR	METRO MANILA	TAGUIG CITY	BAGONG TANYAG	0	1	1
			BARANGAY 31	0	1	1
			IBAYO- TIPAS	0	1	1
			LOWER BICUTAN	1	0	1
			USUSAN	0	1	1
		VALENZUELA CITY	BIGNAY	1	0	1
			LINGUNAN	0	1	1
			MALANDAY	1	0	1
			MARULAS	1	0	1
PHILIPPINES				54	103	157

ANNEX B. CLUSTER⁽¹⁾ OF DIPHTHERIA CASES

MORBIDITY WEEK	REGION	PROVINCE	MUNCITY	BARANGAY	PROBABLE CASE	CONFIRMED CASE
4-5	NCR	METRO MANILA	MANILA	BARANGAY 387	0	2
4-6	IX	ZAMBOANGA DEL SUR	ZAMBOANGA CITY	CAWIT	1	2
4-6	IX	ZAMBOANGA DEL SUR	ZAMBOANGA CITY	MAMPANG	1	1
39-40	IVA	LAGUNA	SAN PABLO CITY	SAN BUENAVENTURA	4	2
40-41	IVA	CAVITE	GENERAL TRIAS	NAVARRO	0	2