



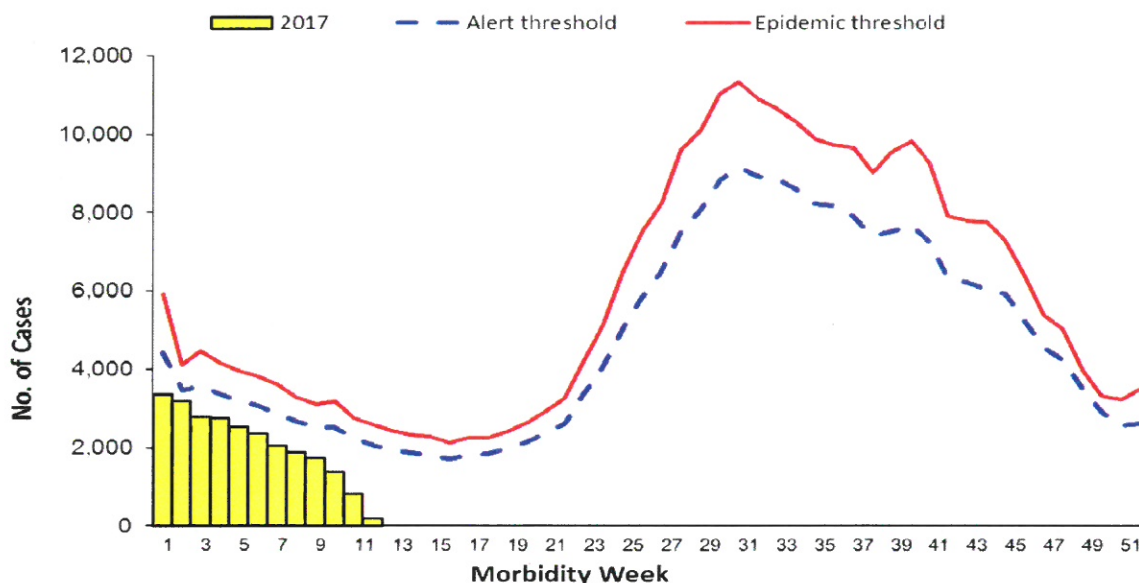
January 1 – March 25, 2017

Epidemiology Bureau  
Public Health Surveillance Division

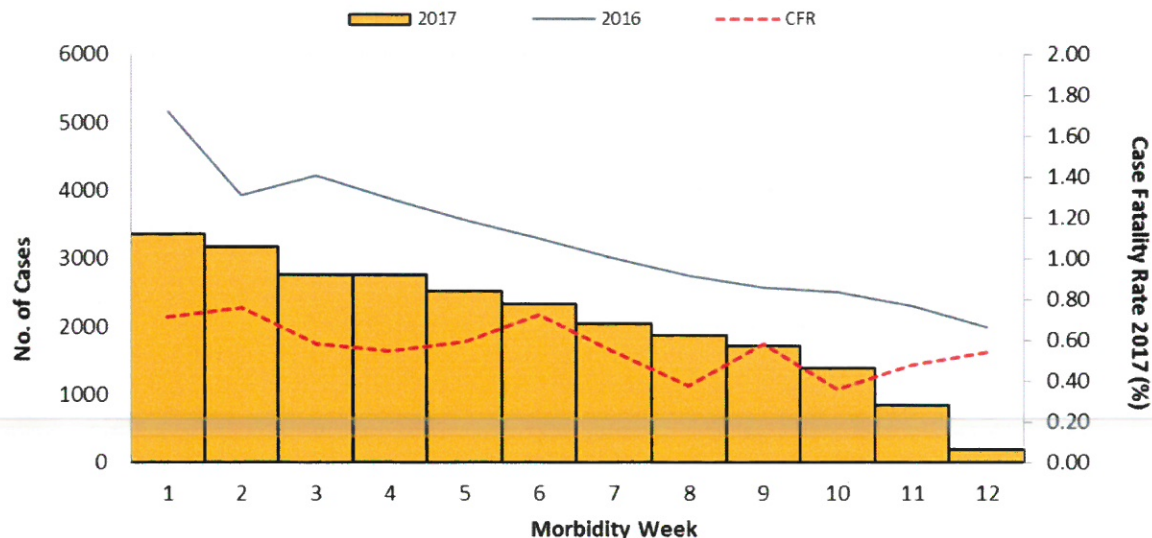
### Trend in the Philippines

A total of **24,958** reported dengue cases were reported nationwide from January 1 to March 25, 2017. This is **36.2%** lower compared to the same time period last year (**39,137**).

**Fig. 1 Reported Dengue Cases by Morbidity Week  
Philippines, as of March 25, 2017\* (N=24,958)**



**Fig. 2 Reported Dengue Cases by Morbidity Week,  
Philippines, as of March 25, 2017  
2017\* vs 2016 (N=24,958)**



\*NOTE: Case counts reported here do NOT represent the final number and are subject to change after inclusion of delayed reports and review of cases.



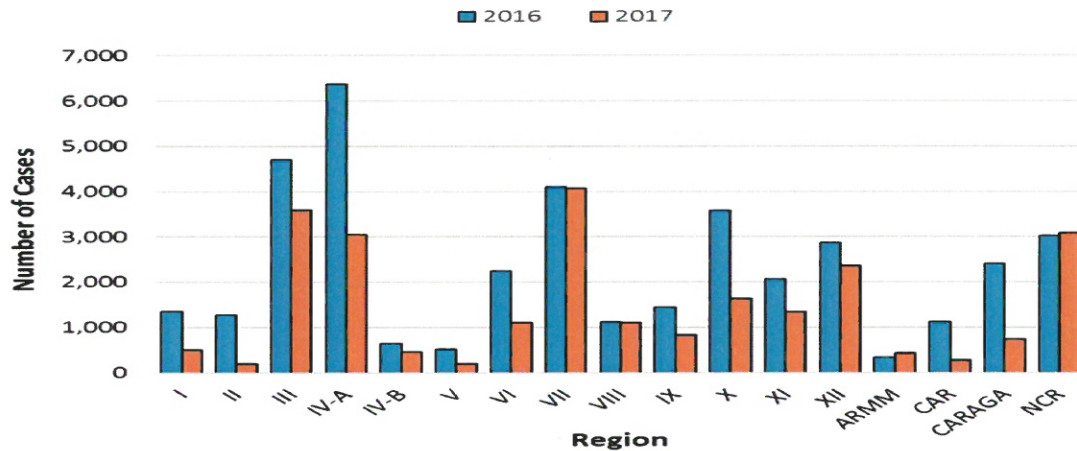
January 1 – March 25, 2017

Epidemiology Bureau  
 Public Health Surveillance Division

## Geographic Distribution

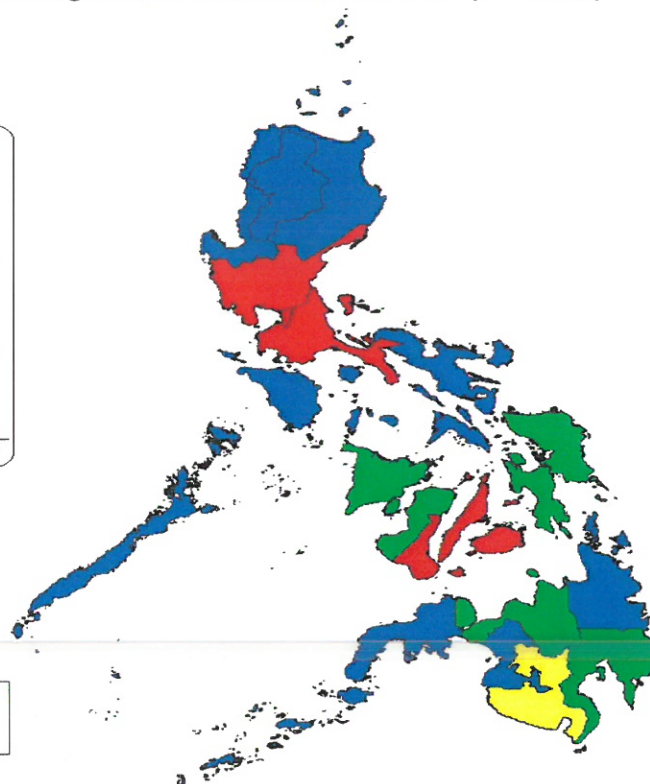
Most of the cases were from the following regions: **Region VII** (16.3%), **Region III** (14.4%), **Region IVA and NCR** (12.3%), **Region XII** (9.5%) and **Region X** (6.5%).

**Fig. 3 Reported Dengue Cases by Region  
 Philippines, 2017\* vs 2016 (N=24,958)**



**Fig. 4 Reported Dengue Cases as of March 25, 2017\* (N=24,958)**

Region	Cases
I	506
II	190
III	3,600
IVA	3,058
IVB	464
V	189
VI	1,113
VII	4,068
VIII	1,105
IX	820
X	1,631
XI	1,331
XII	2,364
ARMM	427
CAR	278
CARAGA	738
NCR	3,076
<b>PHILIPPINES</b>	<b>24,958</b>



Legend - Cases	
Blue	1,000 - 1,999.99
Green	2,000.01 - 2,999.99
Yellow	3,000.01 - 3,999.99
Red	4,000.01 +

\*NOTE: Case counts reported here do NOT represent the final number and are subject to change after inclusion of delayed reports and review of cases.



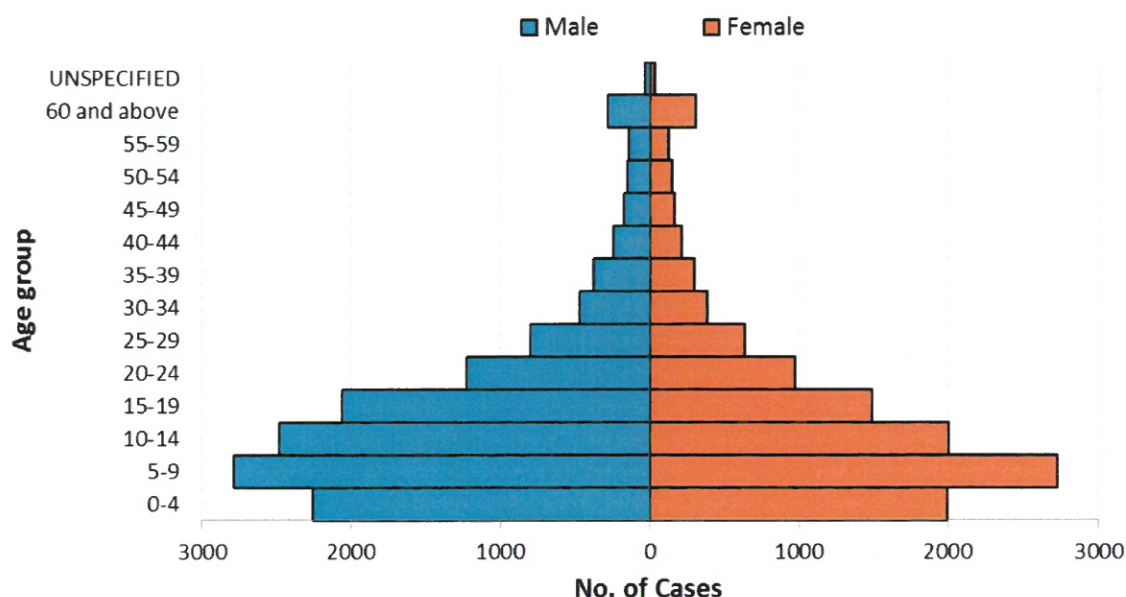
January 1 – March 25, 2017

Epidemiology Bureau  
 Public Health Surveillance Division

## Profile of Cases

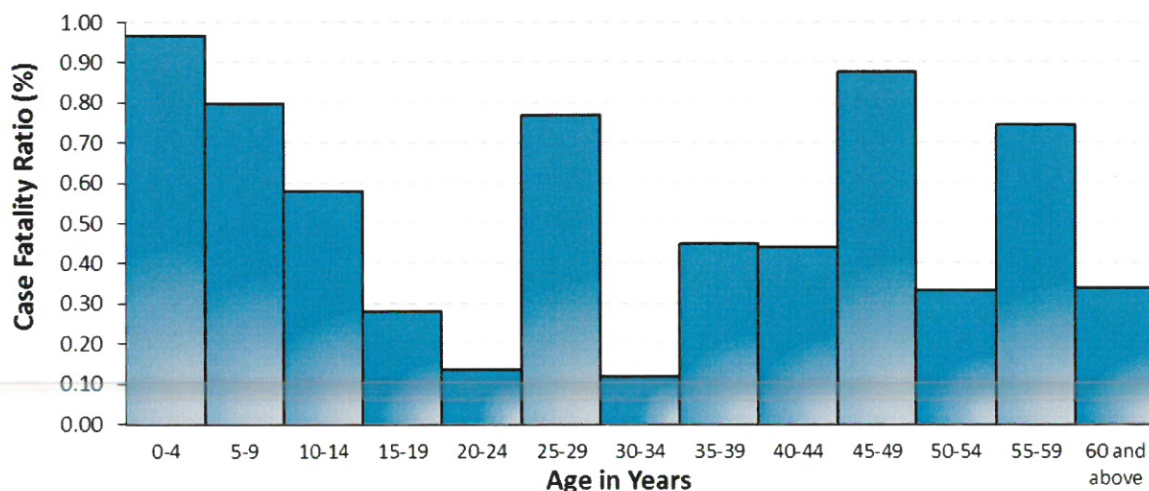
Ages of cases ranged from less than 1 month to 96 years old (median = 12 years). Majority of cases were male (53.9%). Most (22.1%) of the cases belonged to the 5 - 9 years age group.

**Fig. 5 Reported Dengue Cases by Age Group and Sex**  
 Philippines, as of March 25, 2017\* (N= 24,958)



There were 130 deaths (CFR = 0.61%) reported. The age group that has the highest CFR is 45-49 years old (1.09%).

**Fig. 6 Reported Dengue Case Fatality Rate (CFR) by Age Group,**  
 Philippines, as of March 25, 2017\* (n=149)



\*NOTE: Case counts reported here do NOT represent the final number and are subject to change after inclusion of delayed reports and review of cases.





## Dengue Cases

January 1 – March 25, 2017

Epidemiology Bureau  
Public Health Surveillance Division


Table 1. Dengue Cases & Deaths by Region  
Philippines, 2017\* vs 2016


Region	Cases			Deaths			
	2017	2016	% Change	2017	CFR (%)	2016	CFR (%)
I	506	1,354	↓ -62.6	3	0.59	1	0.07
II	190	1,278	↓ -85.1	2	1.05	4	0.31
III	3,600	4,699	↓ -23.4	11	0.31	11	0.23
IV-A	3,058	6,368	↓ -52.0	20	0.65	30	0.47
IV-B	464	635	↓ -26.9	0	0.00	2	0.31
V	189	516	↓ -63.4	1	0.53	2	0.39
VI	1,113	2,242	↓ -50.4	9	0.81	6	0.27
VII	4,068	4,095	↓ -0.7	44	1.08	26	0.63
VIII	1,105	1,123	↓ -1.6	5	0.45	4	0.36
IX	820	1,445	↓ -43.3	3	0.37	5	0.35
X	1,631	3,579	↓ -54.4	7	0.43	10	0.28
XI	1,331	2,066	↓ -35.6	10	0.75	16	0.77
XII	2,364	2,868	↓ -17.6	15	0.63	15	0.52
ARMM	427	338	↑ 26.3	3	0.70	5	1.48
CAR	278	1,115	↓ -75.1	1	0.36	5	0.45
CARAGA	738	2,401	↓ -69.3	4	0.54	11	0.46
NCR	3,076	3,015	↑ 2.0	11	0.36	13	0.43
Total	24,958	39,137	↓ -36.2	149	0.60	166	0.42

### EDITORIAL BOARD

  
IRMA L. ASUNCION, MD, MHA, CESO IV  
Director IV, Epidemiology Bureau

  
GENESIS MAY J. SAMONTE, MD, MSc, PHSAE  
OIC-Division Chief PHSD

  
Allan P. Ignacio  
Statistician II

  
June Cantata B. Corpuz, RN  
PIDSR Program Manager

  
Jezza Jonah D. Crucena, RN  
VPD National Coordinator

\*NOTE: Case counts reported here do NOT represent the final number and are subject to change after inclusion of delayed reports and review of cases.