

Number of Newly Diagnosed with HIV per day:

2008

1

2010

4

2012

9

2014

17

2016

26

2017

31

## NEWLY DIAGNOSED HIV CASES IN THE PHILIPPINES

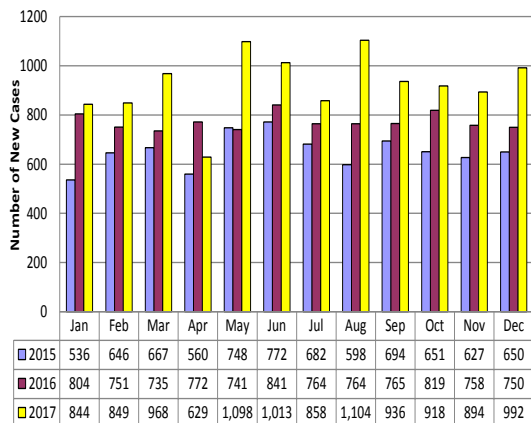
Table 1. Quick Facts

Demographic Data	December 2017	Jan-Dec 2017	Jan 2012 - Dec 2017	Cumulative Jan 1984 - Dec 2017
Total Reported Cases	992	11,103	42,361	50,725
Asymptomatic Cases	854	9,688	38,263	45,645
AIDS Cases	138	1,415	4,098	5,080
Male	961	10,586	40,497	47,387 <sup>a</sup>
Female	31	517	1,864	3,327 <sup>a</sup>
Age Range (Median)	4-70 (27)	1-79 (27)	1-82 (28)	1-82 (28)
Less than 15 y/o	2	38	91	149 <sup>b</sup>
15-24 y/o	332	3,451	12,254	14,171 <sup>b</sup>
25-34 y/o	492	5,581	22,159	25,967 <sup>b</sup>
35-49 y/o	134	1,769	6,889	9,009 <sup>b</sup>
50 y/o & above	32	264	968	1,355 <sup>b</sup>
Pregnant Living with HIV	8	75		224
Newly Started on ART	664			
Total PLHIV on ART				24,754
Reported Deaths	69	497		2,466

<sup>a</sup>11 cases did not report sex

<sup>b</sup>74 cases did not report age

Figure 1. Number of New HIV Cases by Month (2015-2017)\*



\*Due to the system enhancement done in 2016, the number of cases for September 2015, March 2016, June 2016, and July 2016 were changed upon updating the database.

In December 2017, there were 992 new HIV antibody sero-positive individuals reported to the HIV/AIDS & ART Registry of the Philippines (HARP) [Table 1]. Eighty-six percent of those were asymptomatic at the time of reporting.

Most (97%) were male. The median age was 27 years old (age range: 4 to 70 years). Half (50%) of the cases were from the 25-34 year age group while 33% were youth aged 15-24 years.

The regions with the most number of reported cases were: National Capital Region (NCR) with 351 (35%) cases, Region 4A with 147 (15%) cases, Region 3 with 106 (11%) cases, Region 7 with 74 (7%) cases, Region 6 with 66 (7%) cases and Region 11 with 41 cases (4%). Additional 207 cases (21%) came from the rest of the country.

Reported modes of transmission were sexual contact (962), needle sharing among injecting drug users (IDU) [24] and mother-to-child transmission (2). Eighty-seven percent of infections transmitted through sexual contact were among males who have sex with males (MSM<sup>a</sup>). There were four cases that had no data on mode of transmission.

A total of eight pregnant women were diagnosed with HIV in December 2017; four cases from NCR and one case each from Regions 3, 4A, 6, and 7. Age ranges from 15 to 48 years old (median: 24).

<sup>a</sup>male-male sex and sex with both males & females

Figure 2. Percentage of Newly Diagnosed Cases per Region (December 2017)

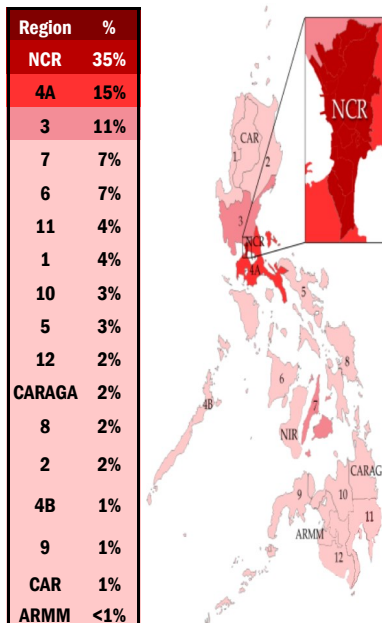
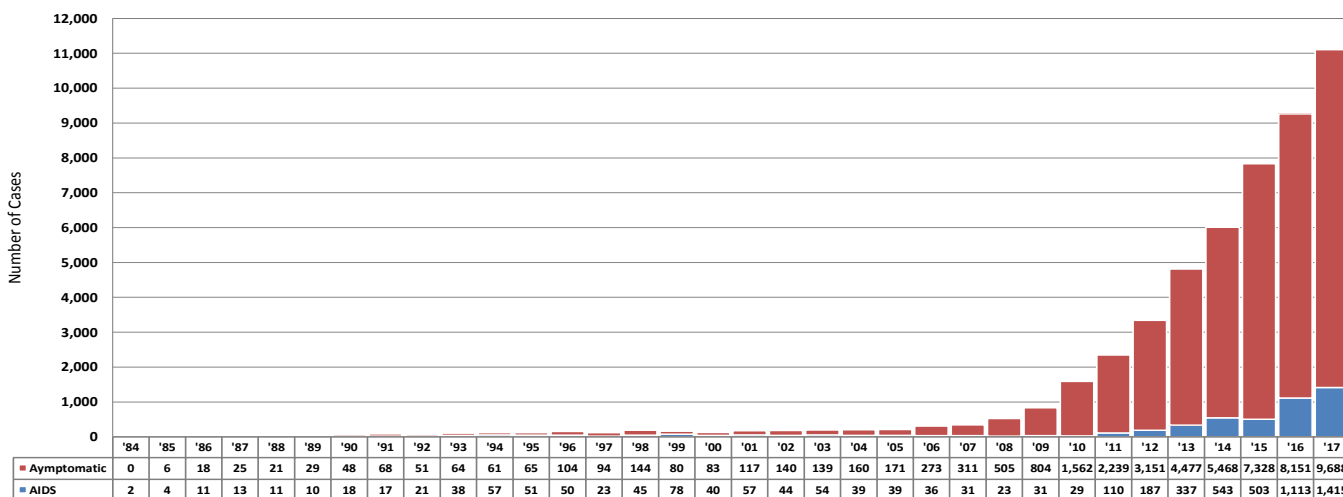


Figure 3. Number of HIV Cases Reported in the Philippines by Year, January 1984 to December 2017 (N=50,725)\*



\*Due to the system enhancement done in 2016, the number of cases for September 2015, March 2016, June 2016, and July 2016 were changed upon updating the database.

### PLHIV on Anti-Retroviral Therapy (ART)

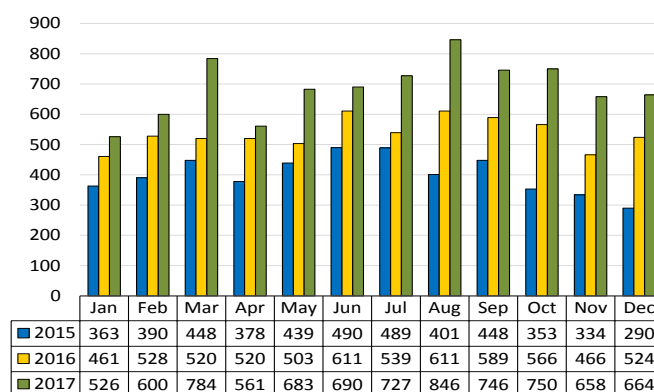
In December 2017, there were 664 patients who started on ART. The median CD4 of these patients upon enrollment was 216 cells/mm<sup>3</sup>.

A total of 24,754\* PLHIV were presently on ART as of December 2017. Most (97%) were males. The median age of patients was 31 years (range: 7 months-77 years). Ninety-five percent were on first line regimen, 4% were on second line regimen, and 1% were on other line.

*\*This is the total number of adult and pediatric patients currently enrolled and accessing antiretroviral drugs (ARV) in the 51 treatment hubs and satellites. It does not include patients who were previously taking ARV but have died, left the country, have been lost to follow up, or opted not to take ARV anymore. A person is considered lost to follow up if the person has not visited a treatment facility more than 3 months after the expected date of ARV pick up.*

*Note: October data used for ITRMC due to reporting delay and no data submitted from Maria Aurora Community Hospital & Negros Oriental Provincial Hospital*

Figure 4. Number of Newly-Initiated on ART by Month (2015-2017)



### HIV/AIDS EPIDEMIC TRENDS IN THE PHILIPPINES (January 1984 - December 2017)

The first AIDS case in the Philippines was reported in 1984. From January 1984 to December 2017, there has been 50,725 HIV Ab sero-positive cases reported to the HARP (Table 1). Ninety percent (45,645) of the total reported cases were asymptomatic at the time of reporting. Ninety-three percent (47,387) were male and 3,327 (7%) were female\*. The median age\* was 28 years old (age range: 1 year - 82 years). More than half (25,967 or 51%) were from the 25-34 year age group while 14,171 (28%) were youth aged 15-24 years (Figure 5).

Eighty-four percent (42,361) of all the 50,725 diagnosed cases in the Philippines were reported from January 2012 to December 2017 (Table 1). Most (90%) of these cases were still asymptomatic at the time of reporting.

In the early years of the epidemic (1984-1990), 62% (133 of 216 cases) were female. From 1991 to present, males comprise

94% (47,304 out of 50,509) of the total number of HIV/AIDS cases in the Philippines in the aforementioned time period.

However, the absolute number of cases among females has also been increasing [Figure 6]. Moreover, cases of HIV transmission from mother-to-child are more likely to increase if female patients are not linked to HIV care. Ninety-three percent (3,078) of all female cases were diagnosed during their reproductive age (15-49 years old).

Also, in terms of age, the proportion of cases became younger: between 2001 to 2005, it was 35-49 years; starting from 2006, the age proportion shifted to 25-34 years (Figure 5). The proportion of HIV positive cases in the 15-24 year age group increased from 25% in 2006-2010 to 29% in 2011-2017.

*\*Note: From 1984 — December 2017, 74 did not report AGE, 11 did not report SEX*

Figure 5. Distribution of HIV Cases by Age Group, January 1984 - December 2017

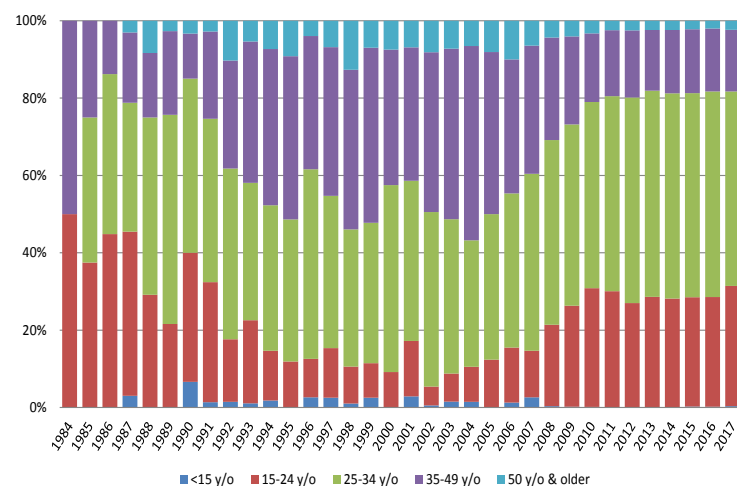
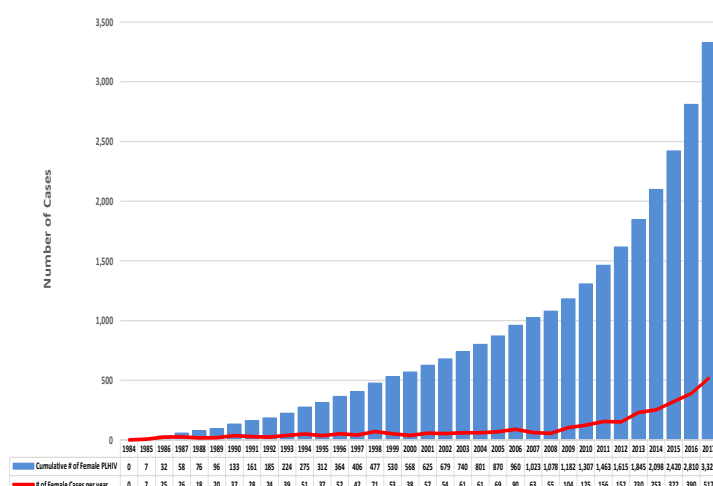


Figure 6. Number of HIV Cases among Females per Year, Jan 1984 - Dec 2017 (N=3,327)



### Geographical Distribution

From January 1984 to December 2017, the regions with the most number of reported cases were NCR with 20,880 (41%) cases, Region 4A with 7,362 (15%) cases, Region 7 with 4,620 (9%) cases, Region 3 with 4,481 (9%) cases, and Region 11 with 2,939 (6%) cases. Eighteen percent (9,297) of the cases came from the rest of the country (ROTC) while 1,146 (2%) did not report region of residence (Table 2).

Of the 3,327 females reported with HIV, 863 (26%) were from NCR, 540 (16%) were from Region 3, 396 (12%) were from Region 7, 346 (10%) were from Region 4A and 878 (26%) were from other regions while 304 (9%) did not report region of residence.

The regions with the most number of Overseas Filipino Workers (OFW) reported to HARP were NCR with 1,885 (35%) cases, Region 4A with 920 (17%) cases, and Region 3 with 605 (11%) cases.

Table 2. Percentage of HIV Cases per Region

Region	Dec 2017 (N= 992)	Jan - Dec 2017 (N= 11,103)	Jan 2012 - Dec 2017 (N=42,361) <sup>a</sup>	Cumulative Jan1984 - Dec 2017 (N=50,725) <sup>b</sup>
NCR	351 (35%)	3,981 (36%)	17,171 (40%)	20,880 (41%)
4A	147 (15%)	1,807 (16%)	6,478 (15%)	7,362 (15%)
7	74 (7%)	941 (9%)	4,025 (10%)	4,620 (9%)
3	106 (11%)	1,153 (10%)	3,793 (9%)	4,481 (9%)
11	41 (4%)	594 (5%)	2,557 (6%)	2,939 (6%)
ROTC	273 (28%)	2,627 (24%)	8,324 (20%)	9,297 (18%)

<sup>a</sup>From January 2012-December 2017, no particular region were reported for 13 (<1%) cases

<sup>b</sup>From January 1984-December 2017, no particular region were reported for 1,146 (2%) cases

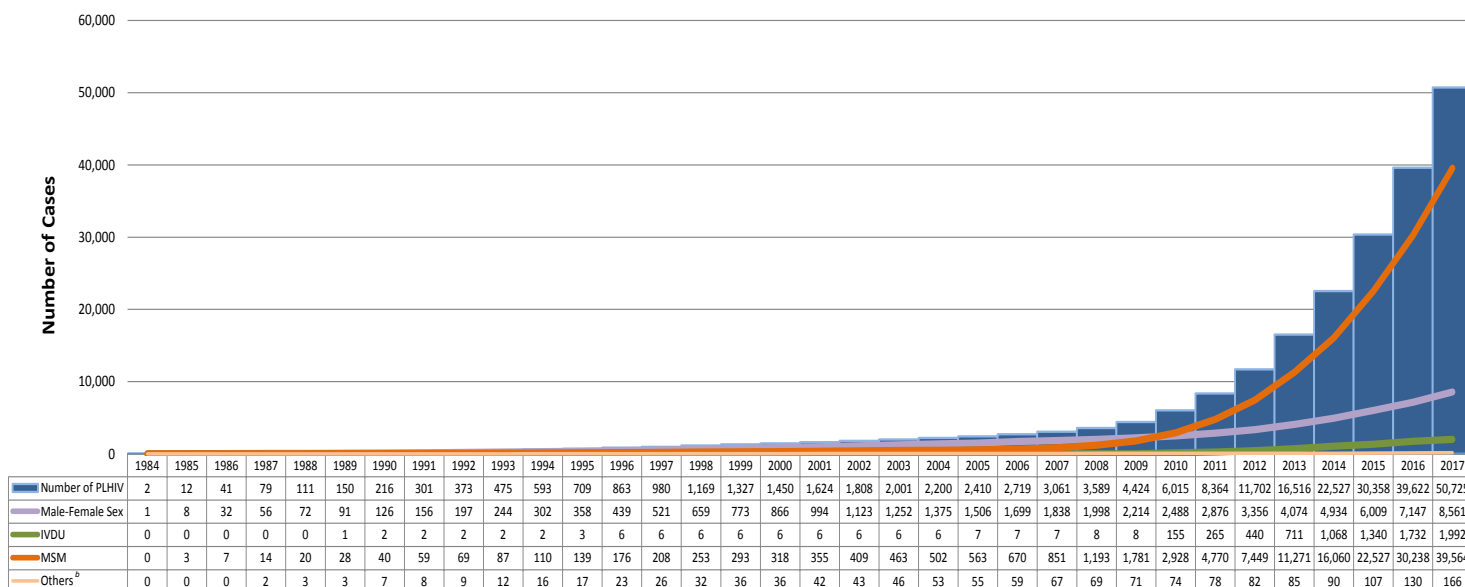
**Table 3. Reported Modes of HIV Transmission**

Mode of Transmission	Dec 2017 (N=992)		Jan-Dec 2017 (N=11,103)		Jan 2012-Dec 2017 (N=42,361)		Cumulative Jan 1984-Dec 2017 (N=50,725 <sup>a</sup> )	
	M	F	M	F	M	F	M	F
<b>Sexual Contact</b>	932	30	10,257	483	38,746	1,733	45,072	3,053
Male-Female Sex	91	30	931	483	3,952	1,733	5,508	3,053
Male-Male Sex	604	0	6,286	0	21,855	0	24,743	0
Sex with Males & Females	237	0	3,040	0	12,939	0	14,821	0
<b>Blood/Blood Products</b>	0	0	0	0	0	0	5	15
<b>Sharing of Infected Needles</b>	23	1	247	13	1,640	87	1,881	111
<b>Needle Prick Injury</b>	0	0	0	0	0	0	2	1
<b>Mother-to-Child</b>	2	0	21	15	50	38	79	64
<b>No Data Available</b>	4	0	61	6	61	6	348	83

<sup>a</sup>From January 1984–December 2017, 11 did not report sex

From 1984 to 2009, transmission through sharing of infected needles were at <1% of the total cases reported. The cases among injecting drug users (IDU) spiked in 2010 comprising 9% (147) of the total cases reported that year. However, new cases among people who inject drugs decreased to <6% of the total cases in succeeding years.

In different regions, predominant modes of transmission vary distinctively. Almost half (45%) of cases with sexual contact among MSM ever reported were from NCR; almost all (99%) of the IDU were from Region 7; and 36% of females who engaged in transactional sex were from Region 3.

**Figure 7. Cumulative Number of HIV Transmission by Year, January 1984 - December 2017 (N=50,725)<sup>a</sup>**

<sup>a</sup>No reported Mode of Transmission for (442) cases

<sup>b</sup>Others include the following MOT: needle prick injury, blood/blood products, and mother-to-child transmission

Note: Due to the system enhancement done in 2016 & 2017, the number of cases for September 2015, March 2016, June 2016, July 2016 and June 2017 were changed upon updating the database.

## REPORT ON SPECIAL POPULATIONS

### Youth (15-24 years old)

In December 2017, 332 (33%) cases were among youth aged 15-24 years and 97% were male. Almost (331) were infected through sexual contact (29 male-female sex, 223 male-male sex, 79 sex with both males & females) and one case had no data on mode of transmission.

From January 1984 to December 2017, 14,171 (28%) of the reported cases were 15-24 years old. Ninety-six percent (13,634) were infected through sexual contact (1,615 male-female sex, 7,854 male-male sex, 4,165 sex with both males & females); 457 were infected through needle sharing among IDU, and one was infected through mother-to-child transmission. Furthermore, from January 2012 to December 2017, 12,254 (86%) were reported among the total (14,171) youth population. From 1984 to 2002, seventy one percent (179) of the cases among the youth were females. However, in 2003, there was an equal number of males and females reported. Since then, the trend shifted to male predominance.

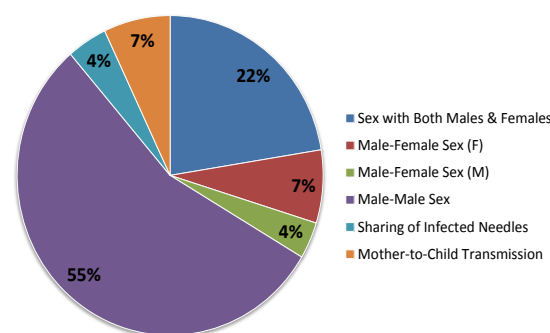
Note: From January 1984–December 2017, 79 did not report mode of transmission among 15 to 24 years old

**REPORT ON SPECIAL POPULATIONS (continuation)****Children (<10 years old) and Adolescents (10-19 years old)**

In December 2017, a total of 66 adolescents aged 10-19 years were reported to HARP. All were infected through sexual contact (6 male-female sex, 48 male-male sex, 12 had sex with both males & females). Further, there were two children aged below 10 years reported to be HIV positive and both cases were infected through mother-to-child transmission.

From January 1984 to December 2017, 2,033 (4%) of the reported cases were 19 years old and below. Seven percent (137 out of 2,033) were children and among them 134 were infected through mother-to-child transmission, one through blood transfusion and two had no specified mode of transmission. Ninety-three percent (1,896 out of 2,033) were adolescents. Among these, 1,730 (91%) were male. Most (94%) of the adolescents were infected through sexual contact (224 male-female sex, 1,114 male-male sex, 453 sex with both males & females), 86 (5%) were infected through sharing of infected needles, 8 (<1%) through mother-to-child transmission, and 11 had no specified data on the mode of transmission (Figure 8).

**Figure 8. Modes of Transmission Among Children and Adolescents, January 1984 - December 2017 (N=2,033\*)**



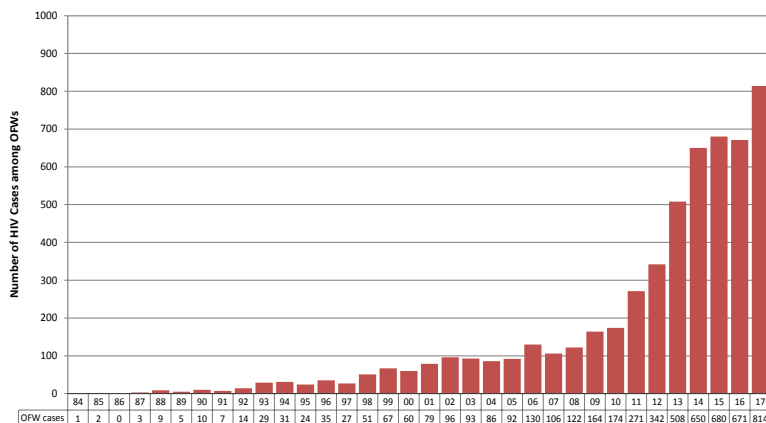
\*Note: No mode of transmission reported for 13 cases

**Overseas Filipino Workers (OFW)**

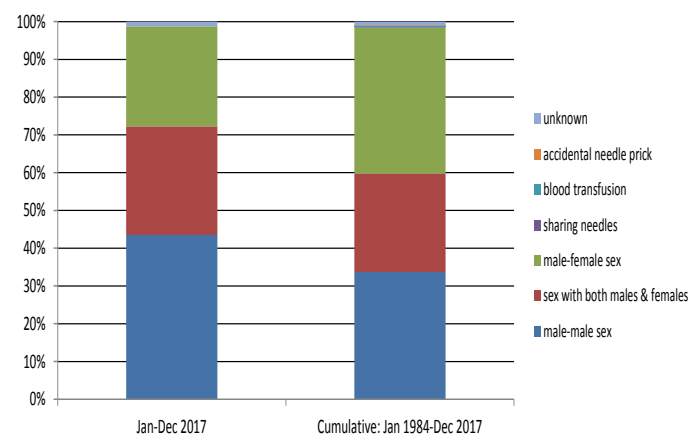
Fifty-nine OFWs were reported in December 2017, comprising 6% of the total newly diagnosed cases. Ninety-three percent (55) were male. All were infected through sexual contact (18 male-female sex, 27 male-male sex, and 14 sex with both males and females) [Figure 10]. The ages of male OFWs ranged from 18-67 years (median: 29 years). Sixty-five percent of the cases belonged to the 25-34 year age group. Among the female OFWs diagnosed in December 2017, half belonged from 25-34 age group while the other half belonged from 35-49 age group. The age ranges from 31-48 years (median: 38 years).

From January 1984 to December 2017, out of the 50,725 cases, 5,453 (11%) were HIV-positive OFWs (Figure 9). Of these, 4,678 (86%) were male. Majority of the male cases (70%) were infected through sexual contact among MSM (1,838 male-male sex and 1,420 sex with both males & females). The ages of male OFWs ranged from 16 to 80 years (median: 32 years). Among female OFWs, ages ranged from 20 to 73 years (median: 34 years old).

**Figure 9. Number of Reported OFW diagnosed with HIV, Jan 1984 - Dec 2017 (N=5,453)**



**Figure 10. Modes of Transmission among OFW, Jan 1984 - Dec 2017 (N=5,453)**

**People who Engage in Transactional Sex**

(Inclusion of transactional sex in the HARP database was initiated in December 2012)

People who engaged in transactional sex are those who report that they pay for sex, regularly accept payment for sex, or do both.

In December 2017, 11% (105) of the reported cases engaged in transactional sex. Most (96%) were male (Table 4) whose ages ranged from 17 to 68 years (median: 29 years). Among female cases the age ranges from 19 to 32 (median: 30 years).

A total of 4,647 cases reported to HARP from December 2012 to December 2017 were people who engaged in transactional sex. Ninety six percent (4,457) were male and 4% (190) were female. There were 2,489 (54%) who paid for sex, 1,429 (30%) accepted payment for sex, and 729 (16%) engaged in both.

**Table 4. HIV Cases Among People who Engage in Transactional Sex**

Type of Transactional Sex	Dec 2017 (N=105)	Jan-Dec 2017 (N=1,125)	Cumulative Dec 2012-Dec 2017 (N=4,647)
Accepted payment for sex only:	39 (37%)	367(33%)	1,429 (30%)
Male	37	348	1,326
Female	2	19	103
Age Range (Median) in Years	17-68 (26)	16-68 (27)	15-68 (26)
Paid for sex only:	55 (52%)	585 (52%)	2,489 (54%)
Male	55	582	2,473
Female	0	3	16
Age Range (Median) in Years	19-57 (31)	17-64 (31)	16-79 (31)
Engaged in both:	11 (11%)	173 (15%)	729 (16%)
Male	9	155	658
Female	2	18	71
Age Range (Median) in Years	17-62 (29)	16-62 (28)	16-62 (28)



**REPORT ON SPECIAL POPULATIONS (continuation)****Pregnant Women Living with HIV (PWLHIV)**

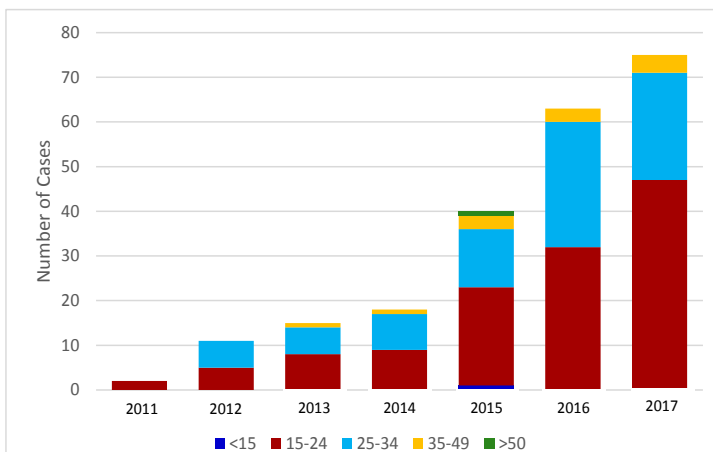
(Inclusion of pregnant women living with HIV in the HARP database was initiated in 2011)

Beginning 2011, pregnant women living with HIV have been included in the HIV/AIDS Registry. The number of reported cases continues to increase yearly (Figure 11).

In December 2017, a total of eight pregnant women were diagnosed with HIV; four cases from NCR and one case each from Regions 3, 4A, 6, and 7. Age ranges from 15 to 48 years old (median: 24).

Since 2011, a total of 224 pregnant cases were reported. More than half (125 or 56%) were from the age group 15-24 years old and 38% (85) were from the age group of 25-34 years old. The regions with highest number of cases are NCR (50%), Region 7 (24%), and Region 4A (9%).

Figure 11. Number of Diagnosed Pregnant Cases Jan 2011 - Dec 2017 (N=224)

**DEATHS AMONG PEOPLE WITH HIV**

In December 2017, there were 69 reported deaths. Most (96%) were male (Table 5). More than half of the cases (40 or 58%) cases were from 25-34 year age group, seven (10%) cases were from the youth aged 15-24 yo, 20 (29%) cases belonged from 35-49 year age group and two (3%) cases were 50 years old and above. Almost (99%) of the cases were infected through sexual contact (14 male-female sex, 36 male-male sex, 18 sex with both males & females) & there was one (1%) reported death who was infected through sharing of needles. [Figure 12]

A total of 2,466 deaths were reported from January 1984 to December 2017. Eighty-nine percent (2,203) were male. Of the reported deaths, almost half (1,206 or 49%) of the cases belonged from 25-34 year age group, 19 (1%) cases were aged less than 15 years old, 362 (15%) cases were from the youth aged 15-24 y.o., 700 (28%) belong to 35-49 year age group, and 176 (7%) cases were aged 50 years and above [Table 5]<sup>a</sup>. Sexual contact (96%) was the common mode of HIV transmission (568 male-female sex, 1,145 male-male sex, 659 sex with both males and females). There were 45 reported deaths among those who were infected through sharing of needles, 18 deaths among those who were infected through mother-to-child transmission, and 9 among those who were infected through blood transfusion [Figure 12]<sup>b</sup>.

<sup>a</sup>No data available on age for (3) cases

<sup>b</sup>No data available on mode of transmission for (22) cases

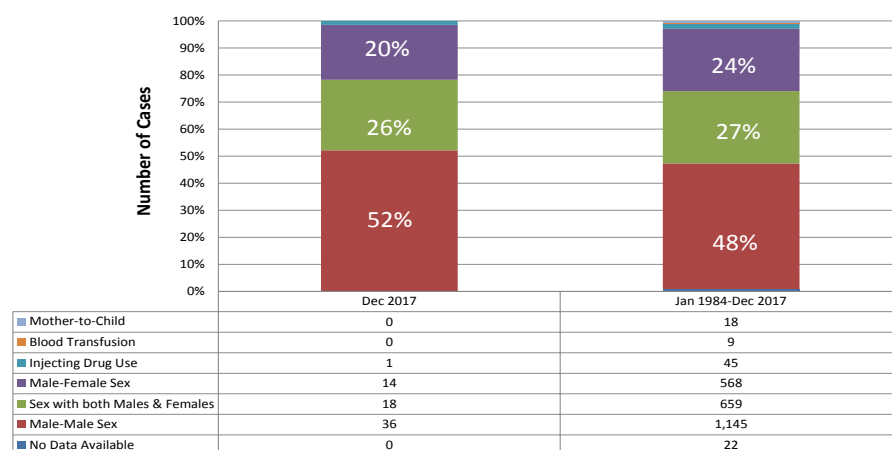
Table 5. Demographic data of reported deaths among People with HIV

Demographic Data	December 2017	Jan-Dec 2017	Cumulative Jan 1984-Dec 2017
Total Reported Deaths	69*	497	2,466**
Male	66	471	2,203
Female	3	26	263
Less than 15 y/o	0	3	19
15-24 y/o	7	76	362
25-34 y/o	40	262	1,206
35-49 y/o	20	136	700
50 y/o & above	2	20	176

\*Note: These are reported deaths for December 2017. Date of death does not necessarily fall in the aforementioned reporting months.

\*\*No data available on age for (3) cases

Figure 12. Modes of transmission of reported deaths among People with HIV\*



**National HIV/AIDS & STI Surveillance and Strategic Information Unit**

NHSSS  
Epidemiology Bureau,  
Department of Health, 2/F Bldg. 19,  
San Lazaro Compound,  
Sta. Cruz, Manila 1003 Philippines

Tel: +632 651-7800 local 2926, 2952  
Fax: +632 495-0513  
Email: [hivepicenter@gmail.com](mailto:hivepicenter@gmail.com)  
Website: <http://www.doh.gov.ph>

[www.facebook.com/hivepicenter](https://www.facebook.com/hivepicenter)  
[@hivepicenter](https://twitter.com/hivepicenter)  
[@hivepicenter](https://www.instagram.com/hivepicenter)

**HIV/AIDS & ART Registry of the Philippines (HARP) Report****Editorial Team**

*Richard L. Lepardo, RN*  
Nurse II

*Natasha Denise S. Monte Irjen, RN*  
HIV Surveillance Officer

*Marlene R. Bernabejo, MD*  
HIV Surveillance Database Supervisor

*Ma. Justina G. Zapanta, RN, PHSAE*  
HIV Surveillance Officer

*Noel S. Palaypayon, RN, MGM-ESP*  
Deputy Manager, HIV Unit

*Genesis May J. Samonte, MD, MSc, PHSAE*  
Manager, HIV Unit

*Agnes B. Segarra, MD, PHSAE*  
Chief, SMED, Epidemiology Bureau

*Irma L. Asuncion, MD, MHA, CESO IV*  
Director IV, Epidemiology Bureau

**HIV/AIDS & ART Registry of the Philippines (HARP)**

The Philippine HIV/AIDS & ART Registry of the Philippines (HARP) is the official record of the total number of laboratory-confirmed HIV positive individuals, AIDS cases and deaths, and HIV positive blood units in the Philippines. All individuals in the registry are confirmed by the STD/AIDS Cooperative Central Laboratory (SACCL) at San Lazaro Hospital. The National Reference Laboratories (NRL) of the Department of Health (DOH) for HIV/AIDS.

Mandatory HIV testing is unlawful in the Philippines (RA 8504). The process of reporting to the HARP is as follows: All blood samples from accredited HIV testing facilities that are screened HIV reactive are sent to SACCL (individuals). Confirmed HIV positive individuals are reported to the DOH-Epidemiology Bureau (EB), and are recorded in the HARP.

The HARP is a passive surveillance system. Except for HIV confirmation by the NRL, all other data submitted to the HARP are secondary and cannot be verified. An example would be an individual's reported place of residence. The HARP is unable to determine if this reported address is where the person got infected, or where the person lived after being infected, or where the person is presently living, or whether the address is valid. This limitation has major implications to data interpretation. Thus, readers are cautioned to carefully weigh the data and consider other sources of information prior to arriving at conclusions.

**DOH Designated HIV Treatment Hubs & Primary HIV Care Facilities****Treatment Hubs**

Region	Name of Facility	Address	Contact Information
1	Ilocos Training and Regional Medical Center	Parian, San Fernando City, La Union	(072) 607-6418/ (072) 607-9912
	Mariano Marcos Memorial Hospital and Medical Center	Barangay 6 San Julian, Batac, Ilocos Norte	(077) 600 8000
	Region 1 Medical Center	Dagupan City Hall, AB Fernandez E Ave, Downtown District, Dagupan	(+63)9159063375
2	Cagayan Valley Medical Center	Dalan na Pagayaya, Carig Sur, Tuguegarao,	(078) 304-1410 / (078) 304-1810
	Veterans Regional Hospital	Magsaysay, Bayombong, Nueva Vizcaya	(078) 805-3561 loc. 1225
3	Allied Care Experts Medical Center - Baliwag (EmbrACE Unit)	Pinagbarilan, Baliuag, Bulacan	(+63) 933-873-7688 / (044) 816-1000 Loc 204
	Bataan General Hospital (Bataan HAVEN)	Manahan St., Tenejero, Balanga City, Bataan	(047) 237-1274/ (047) 237-1275 loc. 103/ (+63)9998844522
	Bulacan Medical Center (Luntiang Silong)	Bulacan Medical Center 3rd Floor Pay 3 - Room 301 Mojon, City of Malolos Bulacan	(+63)9260726585/ (+63)9325478856
	Dr. Paulino J. Garcia Memorial Research and Medical Center (Sanctuario De Paulino)	Mabini St., Cabanatuan City, Nueva Ecija	(044)463-8888 loc. 181 / (+63)9177736638/ (+63)9175716869
	Jose B. Lingad Memorial Regional Hospital (Bahay LinGAD)	Brgy. San Dolores, San Fernando, Pampanga	(045) 435-6801 / (045) 961-3544 / 09336215028
	James L. Gordon Memorial Hospital (L.E.A.D. Shelter)	#1 Perimeter Rd., New Asinan, Olongapo City	(047) 602-3436/ 09988627015/ 0908312524
	Premiere Medical Center (TAHANAN sa Premiere)	Maharlika Highway, Daan Sarile, Cabanatuan City, Nueva Ecija	(044) 463-7845/ loc. 2073 / (+63)9322128175 / (+63)9052944300/ (+63)95968173441
	President Ramon Magsaysay Memorial Hospital (Balin Kalinga)	Zambales Medical Society Building (beside Eye Center Clinic) Palanginan, Iba Zambales	(+63)9260726898/ (+63)9325478717
	Tarlac Provincial Hospital (TPH Cares)	Tarlac Provincial Hospital Compound, San Vicente, Tarlac City	(045) 491-8970 loc. 247/ 09988627015 / 09098312524
4A	Batangas Medical Center	Kumintang Ibaba, Batangas City	(043) 723-0165
	Laguna Medical Center	J. De Leon St., Santa Cruz, Laguna	(049) 543-3351 / 09178465901
	General Emilio Aguinaldo Memorial Hospital	Bgy Luciano Trece Martires Cavite	(046) 6860856
	Quezon Medical Center	Bgy XI, Quezon Avenue, Lucena, 4301 Quezon Province	(042) 717-6323 loc. 342
	Ospital ng Biñan	Canlalay Bridge, Biñan, Laguna	(049) 511-4119
	Calamba Doctors Hospital	San Cristobal Bridge, Calamba, Laguna	(049) 545 7371
4B	Ospital ng Palawan	220 Malvas St. Puerto Princesa City	(048) 434-6864 / (048) 434-2148
	Occidental Mindoro Provincial Hospital (ARUGA)	Paluan Road, Maburao, Occidental Mindoro	(043) 711-1116
	Oriental Mindoro Provincial Hospital (Purple Rain Clinic)	Sta. Isabel, Calapan City, Oriental Mindoro	(+63)9164691469
5	Bicol Regional Training and Teaching Hospital	Rizal St., Legazpi City	(052) 483-0017 loc. 4227
	Bicol Medical Center	BMC Rd, Naga, Camarines Sur	(054) 811-7800
6	Western Visayas Medical Center	Q. Abeto St., Mandurriao, Iloilo City	(033) 321-1631
	Corazon Locsin Montelibano Memorial Regional Hospital	2nd flr. OPD bldg. CLMMRH, Cor. Burgos, Lacson St. Bacolod City	(034)707-2280
	Dr. Rafael Tumbokon Memorial Hospital—Kalibo, Aklan	Mabini St, Kalibo, Aklan	(036) 268-6299
	The Medical City - Iloilo	Locsin St, Molo, Iloilo City	(033) 500-1000
	Angel Salazar Memorial General Hospital	Tobias A. Fornier Street, San Jose de Buenavista, Antique	(036) 540 7133
7	Vicente Sotto Memorial Medical Center	B. Rodriguez St., Cebu City	(032) 254-4155 / (032) 253-9891 to 96 loc. 102
	Negros Oriental Provincial Hospital	Real St., Dumaguete City, Negros Oriental	(6335) 225-0950/225-0949
	Gov. Celestino Gallares Memorial Hospital	M. Parras St., Tagbilaran City	(038) 411-4868
	Visayas Community Medical Center (Balay Malingkawasnon)	Osmeña Blvd, Cebu City	(032) 253 1901
	Eversley Childs Sanitarium and General Hospital	Upper Jagobiao Rd, Mandaue City, Cebu	(032) 346 2468
	Talisay District Hospital	San Isidro, Dakbayan sa Talisay	(032) 273 3226
8	Eastern Visayas Regional Medical Center	Magsaysay Boulevard, Tacloban City	(053) 321-3121 / (053) 321-3363
	Northern Samar Provincial Hospital	Catarman, Northern Samar	(055) 500-9770
	Biliran Provincial Health Office	Naval, Biliran - Biliran Provincial Health Office	(+63) 917631479
	Hilongos District Hospital	CV Alcuwo St. Hilongos, Leyte	(053) 336-2102
	Eastern Samar Provincial Hospital	Borongan Eastern Samar	(055) 560-9869
	Felipe Abrigo Memorial Hospital	Hillview, Guiuan, 6809 Eastern Samar	(055) 271-2180
9	Zamboanga City Medical Center	Dr. Evangelista St., Sta. Catalina, Zamboanga City	(062) 991-2934
10	Northern Mindanao Medical Center	Provincial Capitol Compound Cagayan de Oro City	(082) 856-4147
11	Southern Philippines Medical Center	J. P. Laurel St., Bajada, Davao City	(082) 227-2731 loc. 5140 / (082) 321-7061
	Davao Doctors Hospital	118 E Quirino Ave, Poblacion District, Davao City, Davao del Sur	(082) 222 8000
	Davao Regional Medical Center	Apokon, Tagum City, Davao del Norte	(084) 400-3347
12	South Cotabato Provincial Hospital	Aguinaldo St., Koronadal City, South Cotabato	(083) 228-4571
CAR	Baguio General Hospital and Medical Center	Gov. Pack Rd., Baguio City	(074) 442-4216 loc. 381 / 09155816480
CARAGA	CARAGA Regional Hospital	Rizal St. National Road, Surigao City	(086) 826-0568 / 09173068186
	Butuan Medical Center	Km 5 Baan, Butuan City	(+63)9173208799
	Adela Serra Ty Memorial Medical Center (SDS Wellness Center)	Capitol Hills, Telaje, Tandag, Surigao del Sur	(086) 211-4306
	Democrito O. Plaza Memorial Hospital (Heart Room)	P2, Patin-ay, Prosperidad, Agusan del Sur	(+63)9274698162
NCR	San Lázaro Hospital	Quiricada St., Sta. Cruz, Manila	(02) 310-3128
	Philippine General Hospital	Taft Ave., Manila	(02) 554-8400 loc. 3249
	Sta. Ana Hospital	New Panaderos Street, Sta. Ana, Manila	(02) 516-6790
	Research Institute for Tropical Medicine	Filinvest Corporate City, Alabang, Muntinlupa	(02) 807-2628 loc. 332
	The Medical City (i-REACT Clinic)	Ortigas Ave., Pasig City	(02) 988-1000 loc. 6765
	Makati Medical Center	#2 Amorsolo St., Legaspi Village, Makati City	(02) 888-8999 loc. 2134 (CTTM) / 09178014314
	St. Luke's Medical Center—Global City	Rizal Drive cor. 32nd & 5th Ave., Taguig City	(02) 789-7700

Note: Updated List of Designated Treatment Hubs &amp; Primary HIV Care Facilities, as per DOH Department Memorandum No. 2018-0031

**DOH Designated HIV Treatment Hubs & Primary HIV Care Facilities****Primary HIV Care Facilities**

Region	Name of Facility	Address	Contact Information
3	Angeles City Reproductive Health and Wellness Center and Primary HIV Care Clinic (Bale Angeleño)	C. Surla St., Balibago, Angeles City	09260726899/ 09325479455
	Guiguinto RHU II Primary Care Clinic Center (Gintong Kanlungan)	2nd flr, RHU II, Green Estate Subd., Guiguinto, Bulacan	(044)760-3450/ 09325478488/ 09260726900
	Mabalacat RHU II (Lingap Balacat)	Bgy Dau, Mabalacat City Pampanga	(+63)9991067475 / (+63)09260726596
	Maria Aurora Community Hospital	Saturno St. Bargy. 01, Maria Aurora, Aurora	(+63)9219112727
	Ospital ng Lungsod ng San Jose del Monte	Sapang Palay, San Jose Del Monte, Bulacan	(+63)9236335634/ (+63) 9998840873
	RE De Jesus Multi-Specialty Clinic and Diagnostic Center (The Green Clinic)	Barangay Caypombo (Back of LBC Caypombo), Sta.Maria, Bulacan	(044)815-3145
	Dr. Paulino J. Garcia Memorial Research and Medical Center - Talavera Extension Hospital (Talevera's Hope)	Maestrang Kikay District, Talavera, Nueva Ecija	(044)806-2276/ (+63)9358124776/ (+63)9984997831
4A	Antipolo Social Hygiene Clinic	M. Santos St., Brgy. San Roque, Antipolo City	(02)696-4097
	Dasmariñas City Health Office I (SHC)	Zone 2, Manggubat St., City Health Office I, Dasmariñas, Cavite	(046)416-0279/ 09177902168
	Bacoor Social Hygiene Clinic	Floraville Subdivision, Panapaan 1, Bacoor City	(+63)9086144183
	Imus Social Hygiene Clinic	Medicion 1C, Velarde Subdivision, Imus	(046)434-4057/ 09267013539/ 09258787158
7	Cebu Social Hygiene Clinic	General Maxilom Ave., Ext., Carreta, Cebu City	(032)233-0987/ 09255591663
	Mandaue City Social Hygiene Clinic	Mandaue City Health Office, F.B. Kabahog Street, Centro Mandaue City	(032)268-2489/ 09285077400
	Talisay City SHC	Multi Purpose Bldg, Bgy. Poblacion, Talisay City	4915567/ 2734704
8	Ormoc City Health Office	CHO Aunubing Street, Barangay Cogon, Ormoc City, Leyte	(+63)9171126000
11	Davao Reproductive Health and Wellness Center	Emilio Jacinto St, Poblacion District, Davao City, Davao del Sur	(082)222-4187
12	General Santos City Social Hygiene Clinic	City Health Office, Fernandez St., Lagao, General Santos City	(083)302-8115
NCR	Pasig City Treatment Hub (PATH)	CHAMP Bldg, Caruncho Ave, Pasig City	(02)798-2572
	Marikina City Satellite Treatment Hub	Shoe Ave., Sto. Niño, Marikina City	(02)948-8925 / 09175631722
	Manila Social Hygiene Clinic	208 Quiricada St., Sta. Cruz, Manila	(02)711-6942
	Klinika Bernardo	Ermin Garcia St., Brgy. Pinagkaisahan, Quezon City	(02)9324033412
	Klinika Novaliches	Annex Bldg. flr., A.J. Maximo Health Center Compound, Quirino Highway, Novaliches, Quezon City	(+63)9985734877
	Klinika Project 7	39 Bansalangan St., Veterans Village, Project 7, Quezon City	(+63)9178561158
	Love Yourself - Anglo	3rd floor, Anglo Bldg. Shaw Blvd, Mandaluyong	(+63)9278926611
	Las Piñas Social Hygiene Clinic	Barrio Hall, Alabang-Zapote Road, Almansa, Las Piñas City	(02)800-6406

Note: Updated List of Designated Treatment Hubs & Primary HIV Care Facilities, as per DOH Department Memorandum No. 2018-0031

**Other Facilities Providing HIV Treatment**

Region	Name of Facility	Address	Contact Information
NCR	Bernardo Social Hygiene Clinic	Ermin Garcia St., Brgy. Pinagkaisahan, Quezon City	(+63)9193635919
	Batasan Hills Super Health Center (Social Hygiene Clinic)	#1 IBP Road, Batasan Hills, Quezon City	(+63)9322959752 / (+63)9232790558
	Mandaluyong Social Hygiene Clinic	20 M. Lerma St. cor. Vicencio St, Mandaluyong City	(02) 546-7799
	Muntinlupa Reproductive Health and Wellness Center	2nd Floor, Putatan Health Center, National Rd, Putatan, Muntinlupa City	(02) 834-5997
	Pasay Social Hygiene Clinic	2nd Floor, Lagrosa Health Center, F.B. Harrisson St. Pasay City	(02) 806-3197
	Taguig Social Hygiene Clinic	3/F Goldilocks Bldg., Gen. Luna St., Taguig City	(02) 642-1262 / 09267542917
	Valenzuela Social Hygiene Clinic	Valenzuela City Hall, Poblacion II, Malinta, Valenzuela City	(02) 352-6000 loc. 6046