

NEWLY DIAGNOSED HIV CASES IN THE PHILIPPINES

Table 1. Quick Facts

Demographic Data	November 2017	Jan-Nov 2017	Jan 2012 - Nov 2017	Cumulative Jan 1984 - Nov 2017
Total Reported Cases	894	10,111	41,369	49,733
Asymptomatic Cases	767	8,834	37,409	44,791
AIDS Cases	127	1,277	3,960	4,942
Male	859	9,625	39,536	46,426 ^a
Female	35	486	1,833	3,296 ^a
Age Range (Median)	2-70 (27)	1-79 (27)	1-82 (28)	1-82 (28)
Less than 15 y/o	5	36	89	147 ^b
15-24 y/o	288	3,119	11,922	13,839 ^b
25-34 y/o	436	5,089	21,667	25,475 ^b
35-49 y/o	144	1,635	6,755	8,875 ^b
50 y/o & above	21	232	936	1,323 ^b
Pregnant Living with HIV	2	67		216
Newly Started on ART	658			
Total PLHIV on ART				24,311
Reported Deaths	13	428		2,397

^a11 cases did not report sex
^b74 cases did not report age

In November 2017, there were 894 new HIV antibody sero-positive individuals reported to the HIV/AIDS & ART Registry of the Philippines (HARP) [Table 1]. Eighty-six percent of those were asymptomatic at the time of reporting.

Most (96%) were male. The median age was 27 years old (age range: 2 to 70 years). Almost half (49%) of the cases were from the 25-34 year age group while 32% were youth aged 15-24 years.

The regions with the most number of reported cases were: National Capital Region (NCR) with 303 (34%) cases, Region 4A with 164 (18%) cases, Region 3 with 94 (11%) cases, Region 7 with 63 (7%) cases, and Region 11 with 55 (6%) cases. An additional 215 cases (24%) came from the rest of the country.

Figure 2. Percentage of Newly Diagnosed Cases per Region (November 2017)

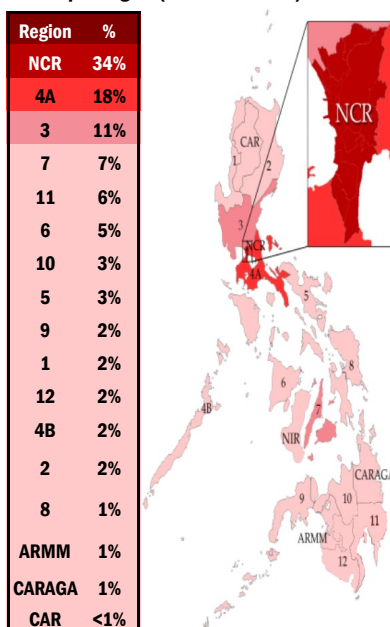
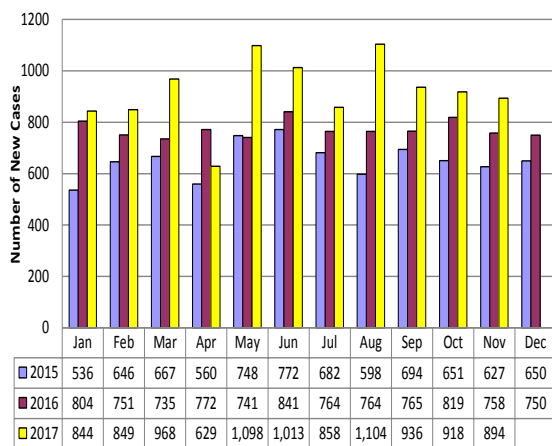


Figure 1. Number of New HIV Cases by Month (2015-2017)*



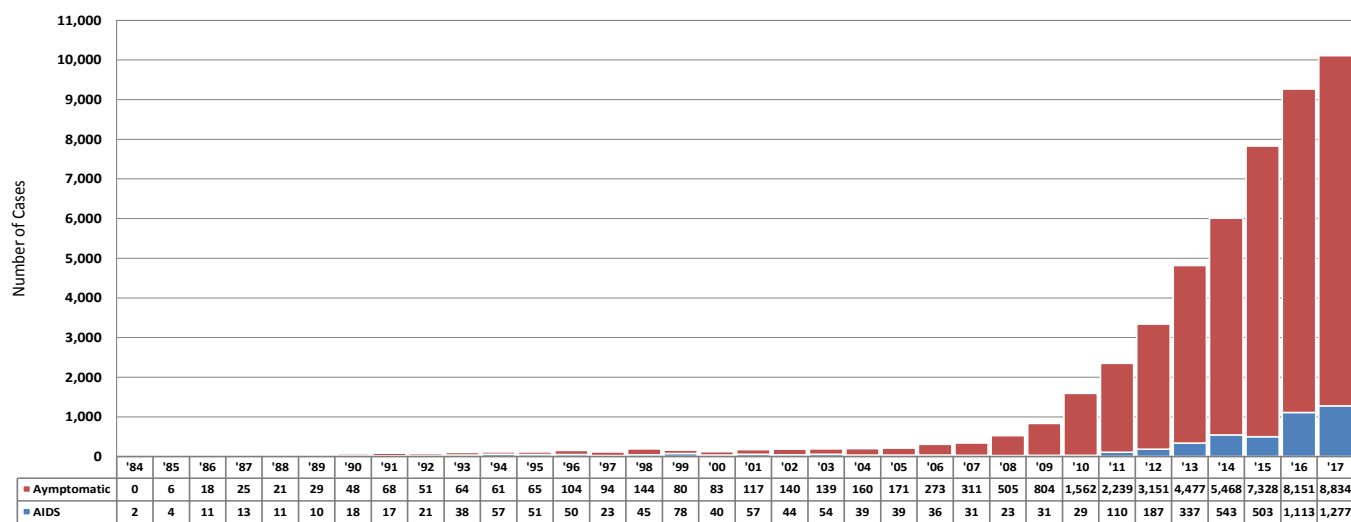
*Due to the system enhancement done in 2016, the number of cases for September 2015, March 2016, June 2016, and July 2016 were changed upon updating the database.

Reported modes of transmission were sexual contact (863), needle sharing among injecting drug users (IDU) [16] and mother-to-child transmission (4). Ninety percent of infections transmitted through sexual contact were among males who have sex with males (MSM^a). There were eleven cases that had no data on mode of transmission.

A total of two pregnant women were diagnosed with HIV in November 2017; both were from NCR aged 23 and 31 years old respectively.

^amale-male sex and sex with both males & females

Figure 3. Number of HIV Cases Reported in the Philippines by Year, January 1984 to November 2017 (N=49,733)*



*Due to the system enhancement done in 2016, the number of cases for September 2015, March 2016, June 2016, and July 2016 were changed upon updating the database.

PLHIV on Anti-Retroviral Therapy (ART)

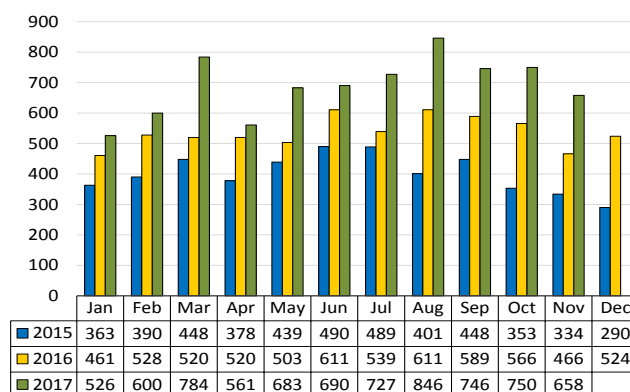
In November 2017, there were 658 patients who started on ART. The median CD4 of these patients upon enrollment was 228 cells/mm³.

A total of 24,311* PLHIV were presently on ART as of November 2017. Most (97%) were males. The median age of patients was 31 years (range: 6 months-77 years). Ninety-five percent were on first line regimen, 4% were on second line regimen, and 1% were on other regimen.

**This is the total number of adult and pediatric patients currently enrolled and accessing antiretroviral drugs (ARV) in the 51 treatment hubs and satellites. It does not include patients who were previously taking ARV but have died, left the country, have been lost to follow up, or opted not to take ARV anymore. A person is considered lost to follow up if the person has not visited a treatment facility more than 3 months after the expected date of ARV pick up.*

Note: October data used for ITRMC due to reporting delay and no data submitted from Maria Aurora Community Hospital & Negros Oriental Provincial Hospital

Figure 4. Number of Newly-Initiated on ART by Month (2015-2017)



HIV/AIDS EPIDEMIC TRENDS IN THE PHILIPPINES (January 1984 - November 2017)

The first AIDS case in the Philippines was reported in 1984. From January 1984 to November 2017, there has been 49,733 HIV Ab sero-positive cases reported to the HARP (Table 1). Ninety percent (44,791) of the total reported cases were asymptomatic at the time of reporting. Ninety-three percent (46,426) were male and 3,296 (7%) were female*. The median age* was 28 years old (age range: 1 year - 82 years). More than half (25,475 or 51%) were from the 25-34 year age group while 13,839(28%) were youth aged 15-24 years (Figure 5).

Eighty-three percent (41,369) of all the 49,733 diagnosed cases in the Philippines were reported from January 2012 to November 2017 (Table 1). Most (90%) of these cases were still asymptomatic at the time of reporting.

In the early years of the epidemic (1984-1990), 62% (133 of 216 cases) were female. From 1991 to present, males comprise

94% (46,343 out of 49,506) of the total number of HIV/AIDS cases in the Philippines in the aforementioned time period.

However, the absolute number of cases among females has also been increasing [Figure 6]. Moreover, cases of HIV transmission from mother-to-child are more likely to increase if female patients are not linked to HIV care. Ninety-two percent (3,048) of all female cases were diagnosed during their reproductive age (15-49 years old).

Also, in terms of age, the proportion of cases became younger: between 2001 to 2005, it was 35-49 years; starting from 2006, the age proportion shifted to 25-34 years (Figure 5). The proportion of HIV positive cases in the 15-24 year age group increased from 25% in 2006-2010 to 29% in 2011-2017.

**Note: From 1984 — November 2017, 74 did not report AGE, 11 did not report SEX*

Figure 5. Distribution of HIV Cases by Age Group, January 1984 - November 2017

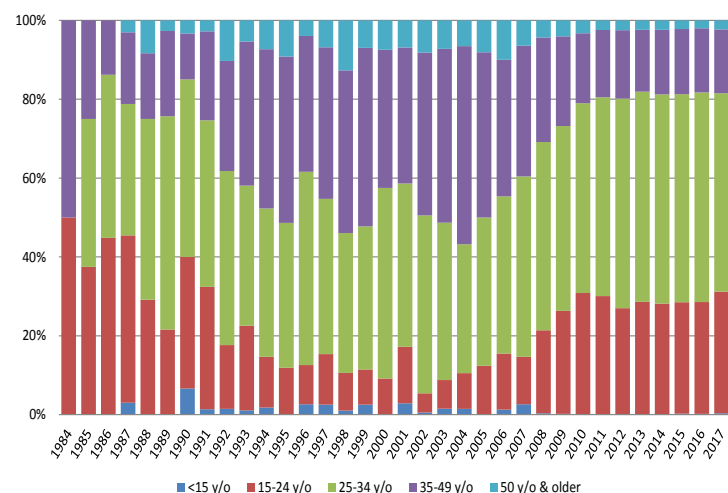
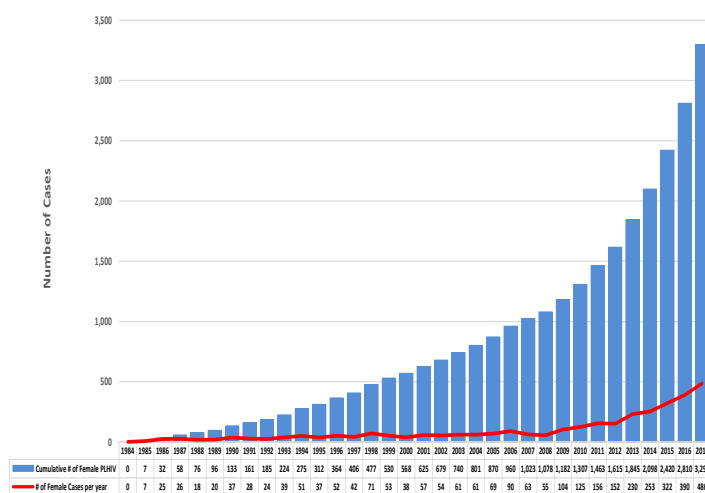


Figure 6. Number of HIV Cases among Females per Year, Jan 1984 - Nov 2017 (N=3,296)



Geographical Distribution

From January 1984 to November 2017, the regions with the most number of reported cases were NCR with 20,529 (41%) cases, Region 4A with 7,215 (15%) cases, Region 7 with 4,546 (9%) cases, Region 3 with 4,375 (9%) cases, and Region 11 with 2,898 (6%) cases. Eighteen percent (9,024) of the cases came from the rest of the country (ROTC) while 1,146 (2%) did not report region of residence (Table 2).

Of the 3,296 females reported with HIV, 855 (26%) were from NCR, 539 (16%) were from Region 3, 388 (12%) were from Region 7, 342 (10%) were from Region 4A and 868 (26%) were from other regions while 304 (9%) did not report region of residence.

The regions with the most number of Overseas Filipino Workers (OFW) reported to HARP were NCR with 1,867 (35%) cases, Region 4A with 915 (17%) cases, and Region 3 with 596 (11%) cases.

Table 2. Percentage of HIV Cases per Region

Region	Nov 2017 (N= 894)	Jan - Nov 2017 (N= 10,111)	Jan 2012 - Nov 2017 (N=41,369) ^a	Cumulative Jan1984 - Nov 2017 (N=49,733) ^b
NCR	303 (34%)	3,630 (36%)	16,820 (41%)	20,529 (41%)
4A	164 (18%)	1,660 (16%)	6,331 (15%)	7,215 (15%)
7	63 (7%)	867 (9%)	3,951 (10%)	4,546 (9%)
3	94 (11%)	1,047 (10%)	3,687 (9%)	4,375 (9%)
11	55 (6%)	553 (6%)	2,516 (6%)	2,898 (6%)
ROTC	215 (24%)	2,354 (23%)	8,051 (19%)	9,024 (18%)

^aFrom January 2012-November 2017, no particular region were reported for 13 (<1%) cases

^bFrom January 1984-November 2017, no particular region were reported for 1,146 (2%) cases

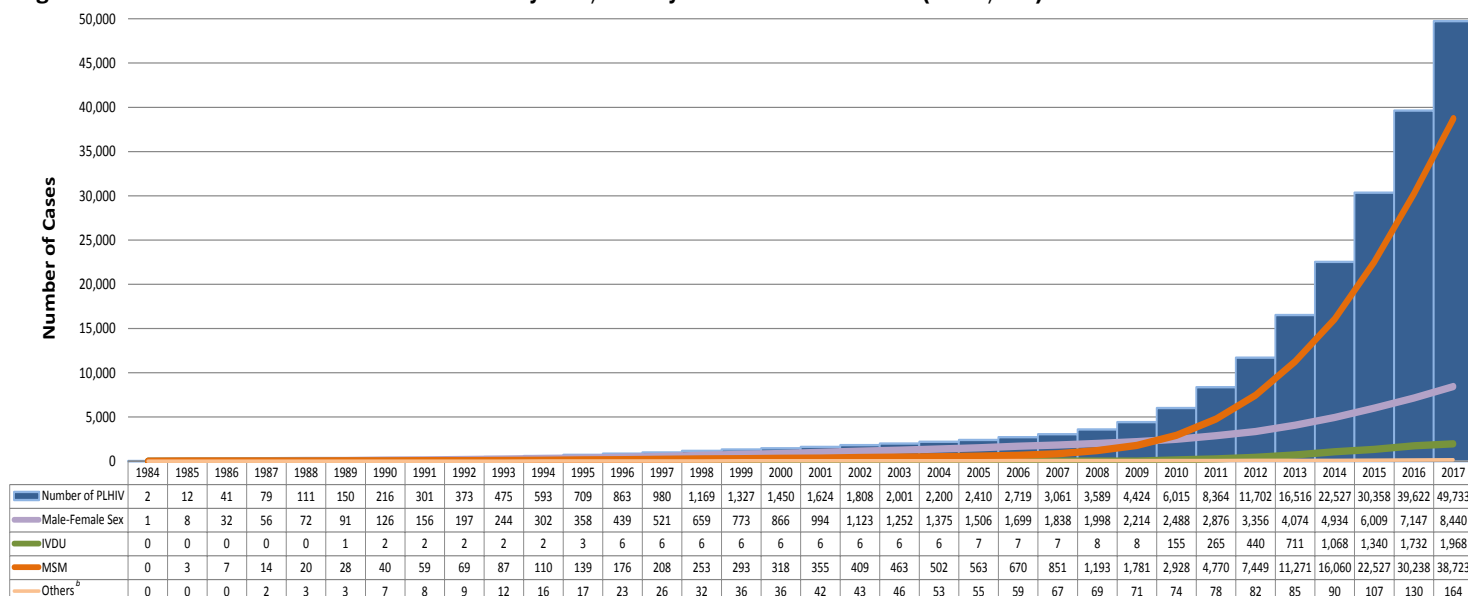
Table 3. Reported Modes of HIV Transmission

Mode of Transmission	Nov 2017 (N=894)		Jan-Nov 2017 (N=10,111)		Jan 2012-Nov 2017 (N=41,369)		Cumulative Jan 1984-Nov 2017 (N=49,733 ^a)	
	M	F	M	F	M	F	M	F
Sexual Contact	836	27	9,325	453	37,814	1,703	44,140	3,023
Male-Female Sex	63	27	840	453	3,861	1,703	5,417	3,023
Male-Male Sex	534	0	5,682	0	21,251	0	24,139	0
Sex with Males & Females	239	0	2,803	0	12,702	0	14,584	0
Blood/Blood Products	0	0	0	0	0	0	5	15
Sharing of Infected Needles	12	4	224	12	1,617	86	1,858	110
Needle Prick Injury	0	0	0	0	0	0	2	1
Mother-to-Child	1	3	19	15	48	38	77	64
No Data Available	10	1	57	6	57	6	344	83

^aFrom January 1984–November 2017, 11 did not report sex

From 1984 to 2009, transmission through sharing of infected needles were at <1% of the total cases reported. The cases among injecting drug users (IDU) spiked in 2010 comprising 9% (147) of the total cases reported that year. However, new cases among people who inject drugs decreased to <6% of the total cases in succeeding years.

In different regions, predominant modes of transmission vary distinctively. Almost half (45%) of cases with sexual contact among MSM ever reported were from NCR; almost all of the IDU were from Region 7; and 37% of females who engaged in transactional sex were from Region 3.

Figure 7. Cumulative Number of HIV Transmission by Year, January 1984 - November 2017 (N=49,733)^a

^aNo reported Mode of Transmission for (438) cases

^bOthers include the following MOT: needle prick injury, blood/blood products, and mother-to-child transmission

Note: Due to the system enhancement done in 2016 & 2017, the number of cases for September 2015, March 2016, June 2016, July 2016 and June 2017 were changed upon updating the database.

REPORT ON SPECIAL POPULATIONS

Youth (15-24 years old)

In November 2017, 288 (32%) cases were among youth aged 15-24 years and 97% were male. Ninety-eight percent (283) were infected through sexual contact (18 male-female sex, 197 male-male sex, 68 sex with both males & females), four were infected through sharing of injected needles and one case had no data on mode of transmission.

From January 1984 to November 2017, 13,839 (28%) of the reported cases were 15-24 years old. Eighty-six percent (11,922) of all the youth (13,839) were reported from January 2012 to November 2017. Ninety-six percent (13,303) were infected through sexual contact (1,586 male-female sex, 7,631 male-male sex, 4,086 sex with both males & females); 457 were infected through needle sharing among IDU, and one was infected through mother-to-child transmission. From 1984 to 2002, seventy one percent (179) of the cases among the youth were females. However, in 2003, there was an equal number of males and females reported. Since then, the trend shifted to male predominance.

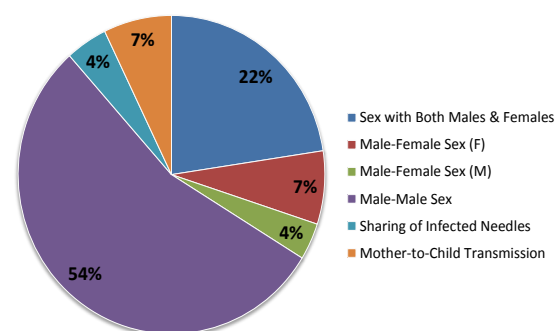
Note: From January 1984–November 2017, 78 did not report mode of transmission among 15 to 24 years old

REPORT ON SPECIAL POPULATIONS (continuation)**Children (<10 years old) and Adolescents (10-19 years old)**

In November 2017, a total of 42 adolescents aged 10-19 years were reported to HARP. Forty-one (98%) were infected through sexual contact (2 male-female sex, 27 male-male sex, 12 had sex with both males & females), while one (2%) was infected through injecting drug use. Further, there were four children aged below 10 years reported to be HIV positive and all were infected through mother-to-child transmission.

From January 1984 to November 2017, 1,965 (4%) of the reported cases were 19 years old and below. Seven percent (135 out of 1,965) were children and among them 132 were infected through mother-to-child transmission, one through blood transfusion and two had no specified mode of transmission. Ninety-three percent (1,830 out of 1,965) were adolescents. Among these, 1,668 (91%) were male. Most (94%) of the adolescents were infected through sexual contact (218 male-female sex, 1,066 male-male sex, 441 sex with both males & females), 86 (5%) were infected through sharing of infected needles, 8 (<1%) through mother-to-child transmission, and 11 had no specified data on the mode of transmission (Figure 8).

Figure 8. Modes of Transmission Among Children and Adolescents, January 1984 - November 2017 (N=1,965*)



*Note: No mode of transmission reported for 13 (2%) cases

Overseas Filipino Workers (OFW)

Seventy-two OFWs were reported in November 2017, comprising 8% of the total newly diagnosed cases. Ninety-two percent (66) were male. Most (99%) were infected through sexual contact (12 male-female sex, 39 male-male sex, and 20 sex with both males and females) [Figure 10]. The ages of male OFWs ranged from 21-57 years (median: 31 years). Fifty-six percent of the cases belonged to the 25-34 year age group. Among the female OFWs diagnosed in November 2017, 17% belonged from 25-34 age group while 50% belonged from 35-49 age group. The age ranges from 24-55 years (median: 38 years).

From January 1984 to November 2017, out of the 49,733 cases, 5,394 (11%) were HIV-positive OFWs (Figure 9). Of these, 4,623 (86%) were male. More than half (70%) were MSM (1,811 male-male sex and 1,406 sex with both males & females) ages of male OFWs ranged from 16 to 80 years (median: 32 years). Among female OFWs, ages ranged from 20 to 73 years (median: 34 years old).

Figure 9. Number of Reported OFW diagnosed with HIV, Jan 1984 - Nov 2017 (N=5,394)

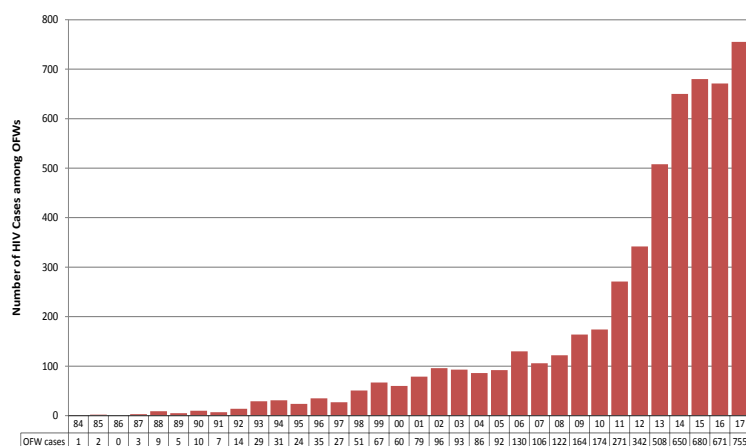
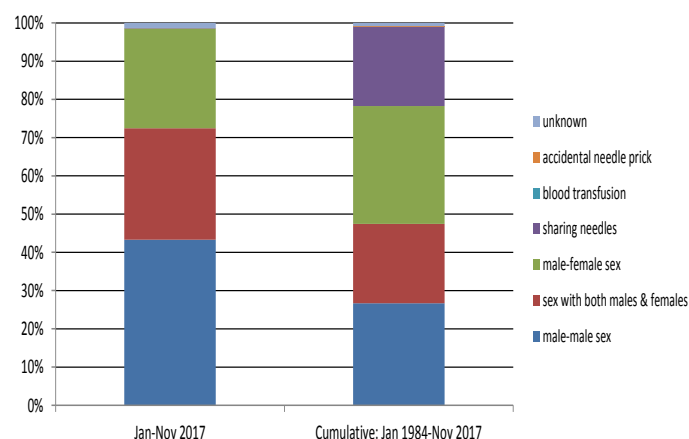


Figure 10. Modes of Transmission among OFW, Jan 1984 - Nov 2017 (N=5,394)

**People who Engage in Transactional Sex**

(Inclusion of transactional sex in the HARP database was initiated in December 2012)

People who engaged in transactional sex are those who report that they pay for sex, regularly accept payment for sex, or do both.

In November 2017, 11% (96) of the reported cases engaged in transactional sex. Most (97%) were male (Table 4) whose ages ranged from 16 to 53 years (median: 29 years) while there were three females whose age ranges from 26 to 35 (median: 34 years).

A total of 4,542 cases reported to HARP from December 2012 to November 2017 were people who engaged in transactional sex. Ninety six percent (4,356) were male and 4% (186) were female. There were 2,434 (54%) who paid for sex, 1,390 (30%) accepted payment for sex, and 718 (16%) engaged in both.

Table 4. HIV Cases Among People who Engage in Transactional Sex

Type of Transactional Sex	Nov 2017 (N=96)	Jan-Nov2017 (N=1,020)	Cumulative Dec 2012-Nov 2017 (N=4,542)
Accepted payment for sex only:	36 (37%)	328 (32%)	1,390 (31%)
Male	35	311	1,289
Female	1	17	101
Age Range (Median) in Years	20-51 (28)	16-51 (27)	15-67 (26)
Paid for sex only:	42 (44%)	530 (52%)	2,434 (53%)
Male	42	527	2,418
Female	0	3	16
Age Range (Median) in Years	19-53 (31)	17-64 (31)	16-79 (31)
Engaged in both:	18 (19%)	162 (16%)	718 (16%)
Male	16	146	649
Female	2	16	69
Age Range (Median) in Years	16-48 (33)	16-55 (28)	16-59 (28)

REPORT ON SPECIAL POPULATIONS (continuation)**Pregnant Women Living with HIV (PWLHIV)**

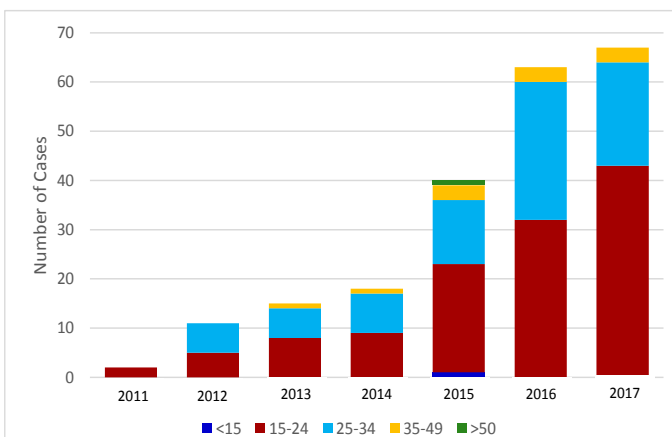
(Inclusion of pregnant women living with HIV in the HARP database was initiated in 2011)

Beginning 2011, pregnant women living with HIV have been included in the HIV/AIDS Registry. The number of reported cases continues to increase yearly (Figure 11).

In November 2017, two pregnant women were diagnosed with HIV in November 2017; both were from NCR aged 23 and 31 years old respectively.

Since 2011, a total of 216 pregnant cases were reported. More than half (121 or 56%) were from the age group 15-24 years old and 38% (82) were from the age group of 25-34 years old. The regions with highest number of cases are NCR (50%), Region 7 (25%), and Region 4A (9%).

Figure 11. Number of Diagnosed Pregnant Cases Jan 2011 - Nov 2017 (N=216)

**DEATHS AMONG PEOPLE WITH HIV**

In November 2017, there were 13 reported deaths. Most (92%) were male (Table 5). Eight (62%) cases were from 25-34 year age group and five (38%) cases belong from 35-49 year age groups. All of the cases were infected through sexual contact (3 male-female sex, 6 male-male sex, 4 sex with both males & females). [Figure 12]

A total of 2,397 deaths were reported from January 1984 to November 2017. Eighty-nine percent (2,137) were male. Of the reported deaths, almost half (1,166 or 49%) belong to 25-34 year age group, 680 (28%) belong to 35-49 year age group, 355 (15%) were youth aged 15-24, 174 (7%) were aged 50 years and above, and 19 (1%) were aged less than 15 years old^a. Sexual contact (96%) was the common mode of HIV transmission (554 male-female sex, 1,109 male-male sex, 641 sex with both males and females). There were 44 reported deaths among those who were infected through sharing of needles, 18 deaths among those who were infected through mother-to-child transmission, and 9 among those who were infected through blood transfusion (Figure 12)^b.

^aNo data available on age for (3) cases

^bNo data available on mode of transmission for (22) cases

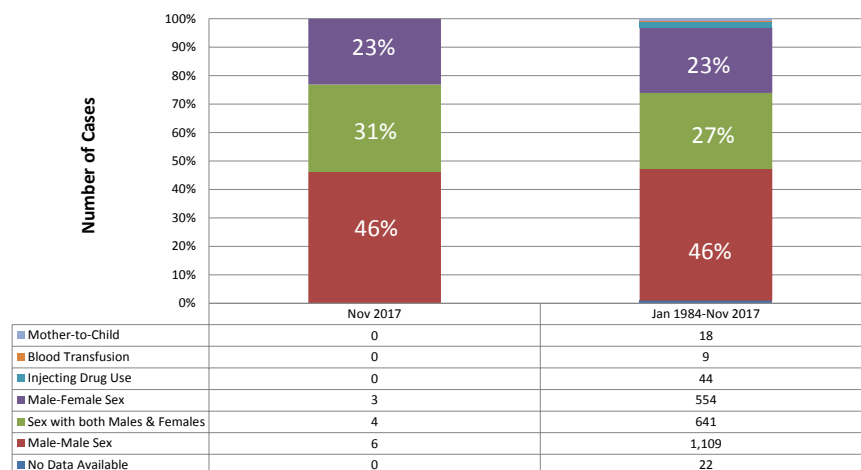
Table 5. Demographic data of reported deaths among People with HIV

Demographic Data	November 2017	Jan-Nov 2017	Cumulative Jan 1984-Nov 2017
Total Reported Deaths	13*	428	2,397**
Male	12	405	2,137
Female	1	23	260
Less than 15 y/o	0	3	19
15-24 y/o	0	69	355
25-34 y/o	8	222	1,166
35-49 y/o	5	116	680
50 y/o & above	0	18	174

*Note: These are reported deaths for November 2017. Date of death does not necessarily fall in the aforementioned reporting months.

**No data available on age for (3) cases

Figure 12. Modes of transmission of reported deaths among People with HIV*



HIV/AIDS & ART Registry of the Philippines (HARP) Report

Editorial Team



National HIV/AIDS & STI Surveillance and Strategic Information Unit

NHSSS
Epidemiology Bureau,
Department of Health, 2/F Bldg. 19,
San Lazaro Compound,
Sta. Cruz, Manila 1003 Philippines

Tel: +632 651-7800 local 2926, 2952
Fax: +632 495-0513
Email: hivepicenter@gmail.com
Website: <http://www.doh.gov.ph>

www.facebook.com/hivepicenter
[@hivepicenter](https://twitter.com/hivepicenter)
[@hivepicenter](https://www.instagram.com/hivepicenter)

Richard L. Lepardo, RN
Nurse-IT

Natasha Denise S. Monte Irigen, RN
HIV Surveillance Officer

Marlene R. Bermajo, MD
HIV Surveillance Database Supervisor

Noel S. Palapayon, RN, MGM-ESP
Deputy Manager, HIV Unit

Genesis May J. Samonte, MD, MSc, PHSAE
Manager, HIV Unit

Agnes B. Sagarra, MD, PHSAE
Chief, SMED, Epidemiology Bureau

Irma L. Asuncion, MD, MHA, CESO IV
Director IV, Epidemiology Bureau

Sarah May C. Flores
Asst. HIV Surveillance Officer

Bettina Kaye D. Castañeda, RN
HIV Surveillance Officer

Ma. Justina G. Zapanta, RN, PHSAE
HIV Surveillance Officer

HIV/AIDS & ART Registry of the Philippines (HARP)

The Philippine HIV/AIDS & ART Registry of the Philippines (HARP) is the official record of the total number of laboratory-confirmed HIV positive individuals, AIDS cases and deaths, and HIV positive blood units in the Philippines. All individuals in the registry are confirmed by the STD/AIDS Cooperative Central Laboratory (SACCL) at San Lazaro Hospital. The National Reference Laboratories (NRL) of the Department of Health (DOH) for HIV/AIDS.

Mandatory HIV testing is unlawful in the Philippines (RA 8504). The process of reporting to the HARP is as follows: All blood samples from accredited HIV testing facilities that are screened HIV reactive are sent to SACCL (individuals). Confirmed HIV positive individuals are reported to the DOH-Epidemiology Bureau (EB), and are recorded in the HARP.

The HARP is a passive surveillance system. Except for HIV confirmation by the NRL, all other data submitted to the HARP are secondary and cannot be verified. An example would be an individual's reported place of residence. The HARP is unable to determine if this reported address is where the person got infected, or where the person lived after being infected, or where the person is presently living, or whether the address is valid. This limitation has major implications to data interpretation. Thus, readers are cautioned to carefully weigh the data and consider other sources of information prior to arriving at conclusions.

LIST OF TREATMENT HUBS AND SATELLITES*

Regions	Treatment Hub/Satellite Treatment Hub	Address	Contact Information
1	Ilocos Training and Regional Medical Center	Parian, San Fernando City, La Union	(072) 607-6418/ (072) 607-9912
	Mariano Marcos Memorial Hospital and Medical Center	Barangay 6 San Julian, Batac, Ilocos Norte	(077) 600 8000
	Region 1 Medical Center	Dagupan City Hall, AB Fernandez E Ave, Downtown District, Dagupan	(+63)9159063375
2	Cagayan Valley Medical Center	Dalan na Pagayaya, Carig Sur, Tuguegarao, Cagayan	(078) 304-1410 / (078) 304-1810
	Veterans Regional Hospital	Magsaysay, Bayombong, Nueva Vizcaya	(078) 805-3561 loc. 1225
3	Angeles City HIV Satellite Treatment Hub (Bale Angeleño)	C. Surla St., Balibago, Angeles City	09260726899/ 09325479455
	Bataan General Hospital (Bataan HAVEN)	Manahan St., Tenejero, Balanga City, Bataan	(047) 237-1274/ (047) 237-1275 loc. 103/ (+63)9998844522
	Dr. Paulino J. Garcia Memorial Research and Medical Center (Sanctuario De Paulino)	Mabini St., Cabanatuan City, Nueva Ecija	(044)463-8888 loc. 181 / (+63)9177736638/ (+63)9175716869
	Dr. Paulino J. Garcia Memorial Research and Medical Center - Talavera Extension Hospital (Talevera's Hope)	Maestrang Kikay District, Talavera, Nueva Ecija	(044) 806-2276 / (+63)9358124776/ (+63)9984997831
	Jose B. Lingad Memorial Regional Hospital (Bahay LinGAD)	Brgy. San Dolores, San Fernando, Pampanga	(045) 435-6801 / (045) 961-3544 / 09336215028
	James L. Gordon Memorial Hospital (L.E.A.D. Shelter)	#1 Perimeter Rd., New Asinan, Olongapo City	(047) 602-3436/ 09988627015/ 0908312524
	Maria Aurora Community Hospital	Saturno St. Barga. 01, Maria Aurora, Aurora	9219112727
	Premiere Medical Center (TAHANAN sa Premiere)	Maharlika Highway, Daan Sarile, Cabanatuan City, Nueva Ecija	(044) 463-7845/ loc. 2073 / (+63)9322128175 / (+63)9052944300/ (+63)95968173441
	Tarlac Provincial Hospital (TPH Cares)	Tarlac Provincial Hospital Compound, San Vicente, Tarlac City	(045) 491-8970 loc. 247/ 09988627015 / 09098312524
	Ospital ng Lungsod ng San Jose del Monte	Sapang Palay, San Jose Del Monte, Bulacan	(+63)9236335634/ (+63)9998840873
	Guiguinto RHU II Reproductive Health and Wellness Center (Gintong Kanlungan)	2nd flr, RHU II, Green Estate Subd., Guiguinto, Bulacan	(044) 760-3450 / 09325478488 / 09260726900
4A	Batangas Medical Center	Kumintang Ibaba, Batangas City	(043) 723-0165
	Laguna Medical Center	J. De Leon St, Santa Cruz, Laguna	(049) 543-3351 / 09178465901
	Dasmariñas City Health Office I (SHC)	Zone 2, Manggubat St., City Health Office I, Dasmariñas, Cavite	(046) 416-0279 / 09177902168
	Antipolo Social Hygiene Clinic	M. Santos St., Brgy. San Roque, Antipolo City	(02) 696-4097
4B	Ospital ng Palawan	220 Malvas St. Puerto Princesa City	(048) 434-6864 / (048) 434-2148
5	Bicol Regional Training and Teaching Hospital	Rizal St., Legazpi City	(052) 483-0017 loc. 4227
6	Western Visayas Medical Center	Q. Abeto St., Mandurriao, Iloilo City	(033) 321-1631
	Corazon Locsin Montelibano Memorial Regional Hospital	2nd flr. OPD bldg. CLMMRH, Cor. Burgos, Lacson St. Bacolod City	(034)707-2280
	Dr. Rafael Tumbokon Memorial Hospital—Kalibo, Aklan	Mabini St, Kalibo, Aklan	(036) 268-6299
7	Vicente Sotto Memorial Medical Center	B. Rodriguez St., Cebu City	(032) 254-4155 / (032) 253-9891 to 96 loc. 102
	Cebu Social Hygiene Clinic	General Maxilom Ave., Ext., Carreta, Cebu City	(032) 233-0987 / 09255591663
	Negros Oriental Provincial Hospital	Real St., Dumaguete City, Negros Oriental	(6335) 225-0950/225-0949
	Gov. Celestino Gallares Memorial Hospital	M. Parras St., Tagbilaran City	(038) 411-4868
8	Eastern Visayas Regional Medical Center	Magsaysay Boulevard, Tacloban City	(053) 321-3121 / (053) 321-3363
9	Zamboanga City Medical Center	Dr. Evangelista St., Sta. Catalina, Zamboanga City	(062) 991-2934
10	Northern Mindanao Medical Center	Provincial Capitol Compound Cagayan de Oro City	(082) 856-4147
11	Southern Philippines Medical Center	J. P. Laurel St., Bajada, Davao City	(082) 227-2731 loc. 5140 / (082) 321-7061
	Davao Regional Medical Center	Apokon, Tagum City, Davao del Norte	(084) 400-3347
	Davao Reproductive Health and Wellness Center	Emilio Jacinto St, Poblacion District, Davao City, Davao del Sur	(082) 222-4187
12	South Cotabato Provincial Hospital	Aguinaldo St., Koronadal City, South Cotabato	(083) 228-4571
	General Santos City Social Hygiene Clinic	City Health Office, Fernandez St., Lagao, General Santos City	(083) 302-8115
CAR	Baguio General Hospital and Medical Center	Gov. Pack Rd., Baguio City	(074) 442-4216 loc. 381 / 09155816480
CARAGA	CARAGA Regional Hospital	Rizal St. National Road, Surigao City	(086) 826-0568 / 09173068186
	Butuan Medical Center	Km 5 Baan, Butuan City	(+63)9173208799
NCR	San Lazaro Hospital	Quiricada St., Sta. Cruz, Manila	(02) 310-3128
	Philippine General Hospital	Taft Ave., Manila	(02) 554-8400 loc. 3249
	Sta. Ana Hospital	New Panaderos Street, Sta. Ana, Manila	(02) 516-6790
	Manila Social Hygiene Clinic	208 Quiricada St., Sta. Cruz, Manila	(02) 711-6942
	Research Institute for Tropical Medicine	Filinvest Corporate City, Alabang, Muntinlupa City	(02) 807-2628 loc. 332
	The Medical City / I-REACT Clinic	Ortigas Ave., Pasig City	(02) 988-1000 loc. 6765
	Pasig City Treatment Hub (PATH)	CHAMP Bldg, Caruncho Ave, Pasig City	(02) 798-2572
	Makati Medical Center	#2 Amoroso St., Legaspi Village, Makati City	(02) 888-8999 loc. 2134 (CTTM) / 09178014314
	St. Luke's Medical Center—Global City	Rizal Drive cor. 32nd & 5th Ave., Taguig City	(02) 789-7700
	Klinika Bernardo	Ermin Garcia St., Brgy. Pinagkaisahan, Quezon City	9324033412
	Marikina City Satellite Treatment Hub	Shoe Ave., Sto. Niño, Marikina City	(02) 948-8925 / 09175631722

OTHER FACILITIES PROVIDING HIV TREATMENT

Regions	Facility	Address	Contact Information
3	President Ramon Magsaysay Memorial Hospital (Balin Kalinga)	Zambales Medical Society Building (beside Eye Center Clinic) Palanginan, Iba Zambales	(+63)9260726898/ (+63)9325478717
	Bulacan Medical Center (Luntiang Silong)	Bulacan Medical Center 3rd Floor Pay 3 - Room 301 Mojon, City of Malolos Bulacan	(+63)9260726585/ (+63)9325478856
4A	Bacoar Social Hygiene Clinic	Floraville Subdivision, Panapaan 1, Bacoar City	(+63)9086144183
	Quezon Medical Center	Bgy XI, Quezon Avenue, Lucena, 4301 Quezon Province	(042) 717-6323 loc. 342
4B	Ospital ng Biñan	Canlalay Bridge, Biñan, Laguna	(049) 511-4119
	Occidental Mindoro Provincial Hospital	Paluan Road, Maburao, Occidental Mindoro	(043) 711-1116
NCR	Bernardo Social Hygiene Clinic	Ermin Garcia St., Brgy. Pinagkaisahan, Quezon City	(+63)9193635919
	Project 7 Social Hygiene Clinic / Klinika Project 7	39 Bansalangan St., Veterans Village, Project 7, Quezon City	(+63)9178561158
	Batasan Hills Super Health Center (Social Hygiene Clinic)	#1 IBP Road, Batasan Hills, Quezon City	(+63)9322959752 / (+63)9232790558
	Klinika Novaliches	Annex Bldg. flr., A.J. Maximo Health Center Compound, Quirino Highway, Novaliches, Quezon City	(+63)9985734877
	Las Piñas Social Hygiene Clinic	Barrio Hall, Alabang-Zapote Road, Almansa, Las Piñas City	(02) 800-6406
	Mandaluyong Social Hygiene Clinic	20 M. Lerma St. cor. Vicencio St, Mandaluyong City	(02) 546-7799
	Muntinlupa Reproductive Health and Wellness Center	2nd Floor, Putatan Health Center, National Rd, Putatan, Muntinlupa City	(02) 834-5997
	Pasay Social Hygiene Clinic	2nd Floor, Lagrosa Health Center, F.B. Harrison St. Pasay City	(02) 806-3197
	RITM Satellite Clinic - Mandaluyong (Love Yourself Anglo)	Room 5, 3/F, 715-A Anglo Bldg., Shaw Blvd., Mandaluyong City	(+63)9153665683
	Taguig Social Hygiene Clinic	3/F Goldilocks Bldg., Gen. Luna St., Taguig City	(02) 642-1262 / 09267542917
	Valenzuela Social Hygiene Clinic	Valenzuela City Hall, Poblacion II, Malinta, Valenzuela City	(02) 352-6000 loc. 6046

*as per Department Memorandum No. 2016-0188: Updated List of DOH-Designated Treatment Hubs and Satellite Treatment Hubs