



January 1, 2017-November 4, 2017

Epidemiology Bureau
 Public Health Surveillance Division

Trend in the Philippines

A total of **2,105** leptospirosis cases were reported nationwide from January 1 to November 4, 2017. This is **43.8 %** higher compared to the same time period last year (**1,464**).

Fig. 1 Reported Leptospirosis Cases by Morbidity Week
 Philippines, as of January 1, 2017-November 4, 2017* (N=2,105)

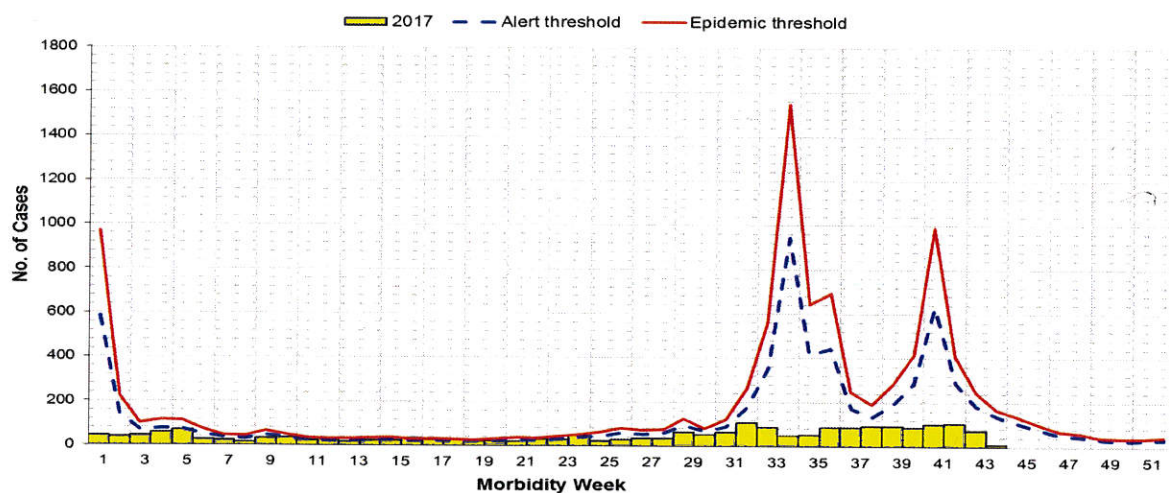
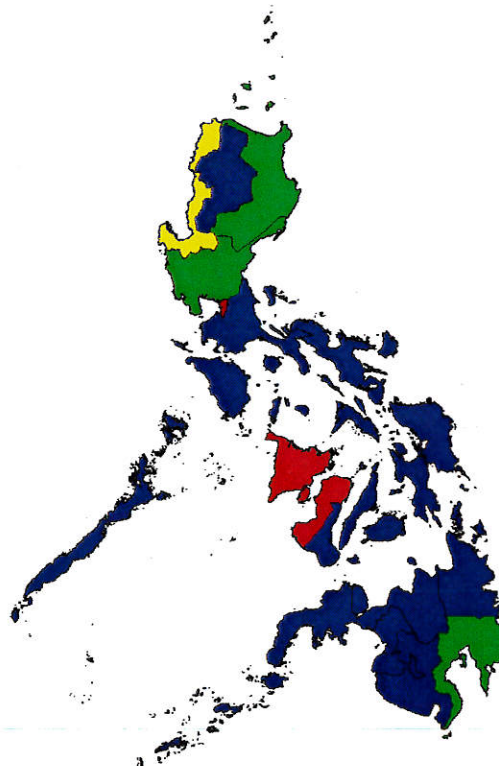


Fig. 2 Reported Leptospirosis Cases by Region,
 Philippines, as of January 1, 2017-November 4, 2017* (N=2,105)

Region	Cases
I	261
II	135
III	188
IV-A	75
IV-B	10
V	64
VI	405
VII	84
VIII	87
IX	30
X	76
XI	141
XII	6
ARMM	4
CAR	57
CARAGA	41
NCR	441
PHILIPPINES	2,105

Legend - Cases
No Reported Cases
1-99
100-249
250-499
500-999
1000+



*NOTE: Case counts reported here do NOT represent the final number and are subject to change after inclusion of delayed reports and review of cases.

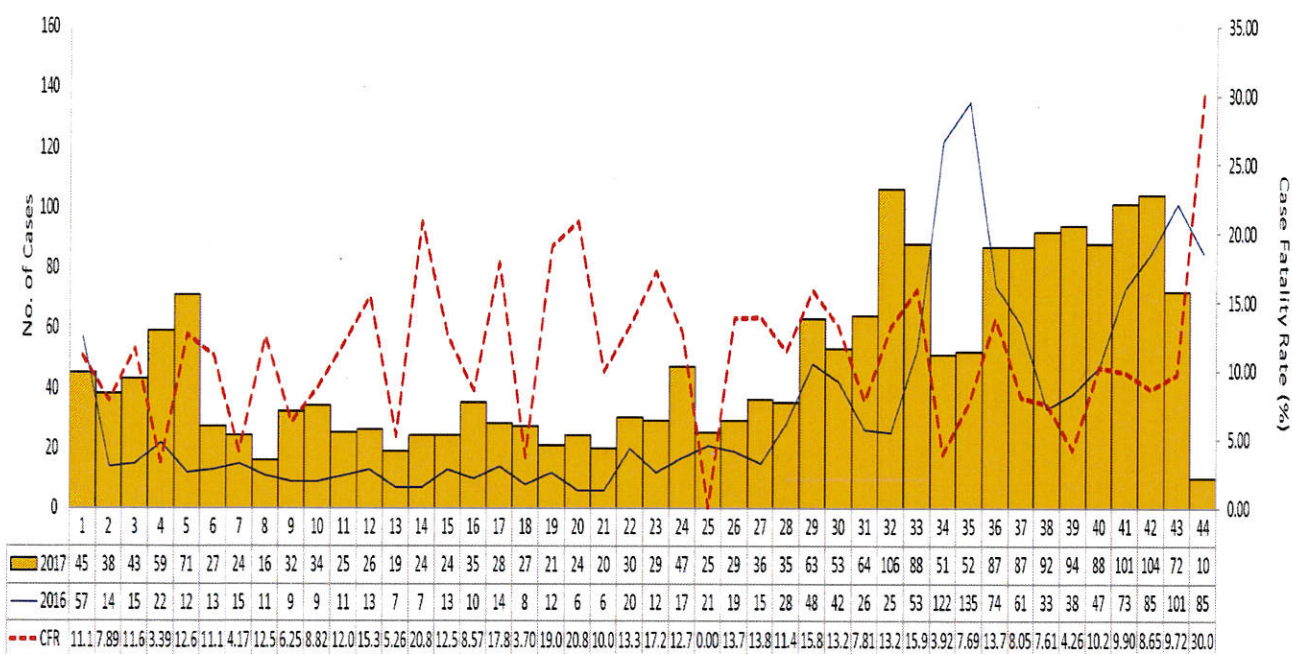


Leptospirosis Cases

January 1, 2017-November 4, 2017

Epidemiology Bureau
Public Health Surveillance Division

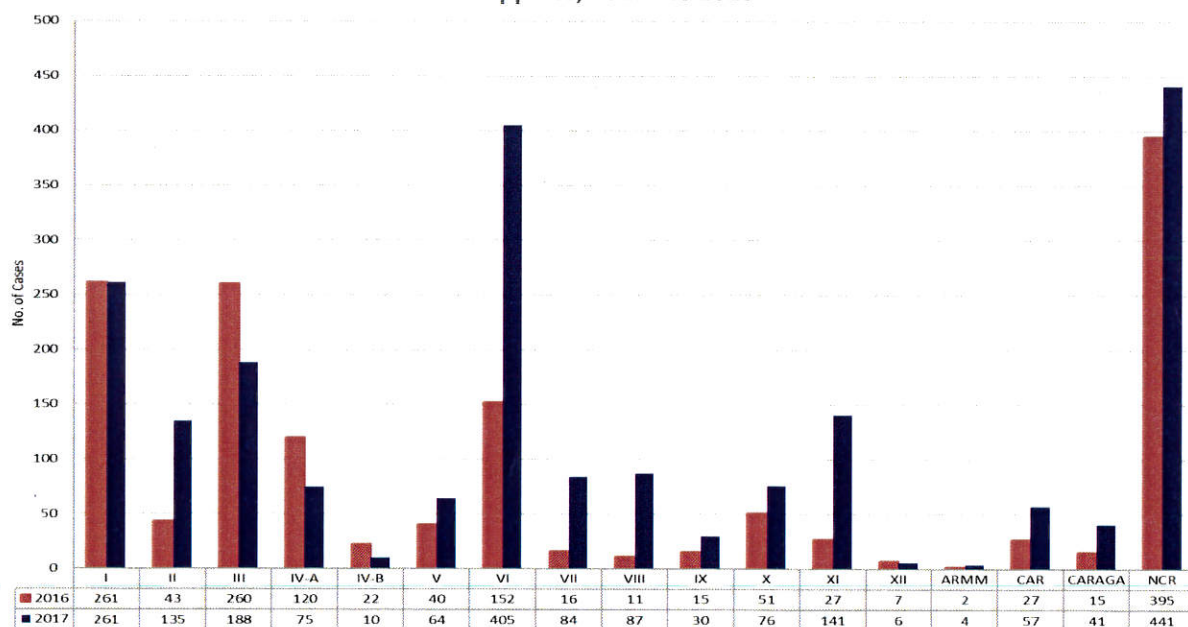
**Fig. 3 Reported Leptospirosis Cases by Morbidity Week, Philippines, as of January 1, 2017-November 4, 2017*
2017 vs 2016 (N=2,015)**



Geographic Distribution

Most of the cases were from the following regions: **NCR (21.0%)**, **REGION VI (19.2%)**, **REGION I (12.4%)**, **REGION III (8.9%)** and **REGION XI (6.7%)**.

Fig. 4 Reported Leptospirosis Cases by Region Philippines, 2017* vs 2016



*NOTE: Case counts reported here do NOT represent the final number and are subject to change after inclusion of delayed reports and review of cases.



January 1, 2017-November 4, 2017

Epidemiology Bureau
 Public Health Surveillance Division

Profile of Cases

Ages of cases ranged from less than 1 to 82 years old (median = 30 years). Majority (88%) of cases were male. Most (15.2%) of the cases belonged to the age group of 20-24 years old (Fig. 5). There were 223 deaths (CFR = 10.59%). The 45-49 age group (Fig. 6) has the highest CFR (17.93%).

Fig. 5 Reported Leptospirosis Cases by Age Group and Sex
 Philippines, as of January 1, 2017-November 4, 2017* (N=2,105)

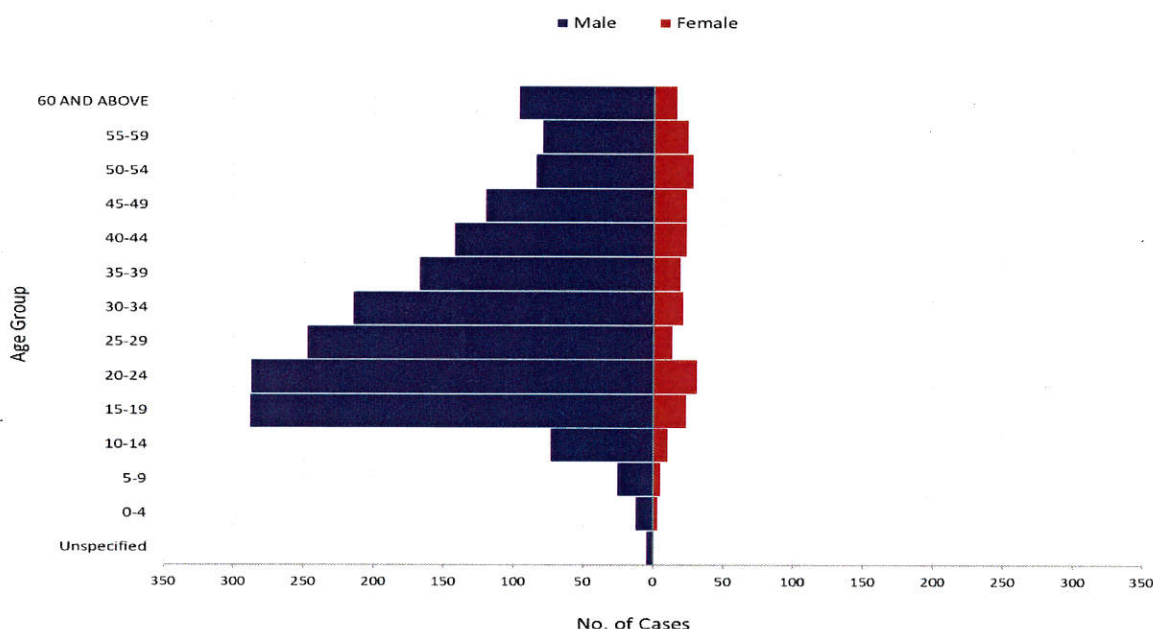
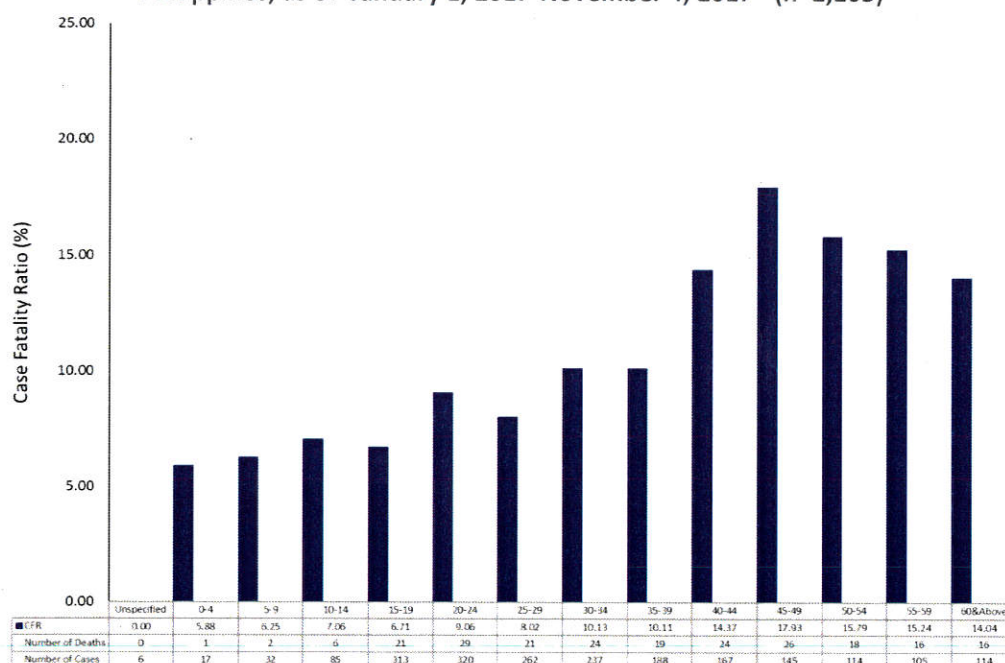


Fig. 6 Reported Leptospirosis Case Fatality Rate (CFR) by Age Group,
 Philippines, as of January 1, 2017-November 4, 2017* (n=2,105)



*NOTE: Case counts reported here do NOT represent the final number and are subject to change after inclusion of delayed reports and review of cases.



January 1, 2017-November 4, 2017

Epidemiology Bureau
 Public Health Surveillance Division

Table 1. Leptospirosis Cases & Deaths by Region
 Philippines, 2017* vs 2016

Region	Cases			Deaths			
	2017	2016	% Change	2017	CFR (%)	2016	CFR (%)
I	261	261	→ 0.0	43	16.48	39	14.94
II	135	43	↑ 214.0	16	11.85	3	6.98
III	188	260	↓ -27.7	15	7.98	19	7.31
IV-A	75	120	↓ -37.5	7	9.33	16	13.33
IV-B	10	22	↓ -54.5	2	20.00	0	0.00
V	64	40	↑ 60.0	4	6.25	1	2.50
VI	405	152	↑ 166.4	33	8.15	17	11.18
VII	84	16	↑ 425.0	14	16.67	5	31.25
VIII	87	11	↑ 690.9	10	11.49	0	0.00
IX	30	15	↑ 100.0	5	16.67	1	6.67
X	76	51	↑ 49.0	2	2.63	2	3.92
XI	141	27	↑ 422.2	7	4.96	6	22.22
XII	6	7	↓ -14.3	0	0.00	2	28.57
ARMM	4	2	↑ 100.0	0	0.00	0	0.00
CAR	57	27	↑ 111.1	3	5.26	0	0.00
CARAGA	41	15	↑ 173.3	3	7.32	0	0.00
NCR	441	395	↑ 11.6	59	13.38	45	11.39
Total	2105	1464	↑ 43.8	223	10.59	156	10.66

Figures 7-23. Leptospirosis Alert and Epidemic Thresholds per Region as of January 1-November 4, 2017*

Fig. 7 Reported Leptospirosis Cases by Morbidity Week
 Region I, as of January 1-November 4, 2017 (n=261)

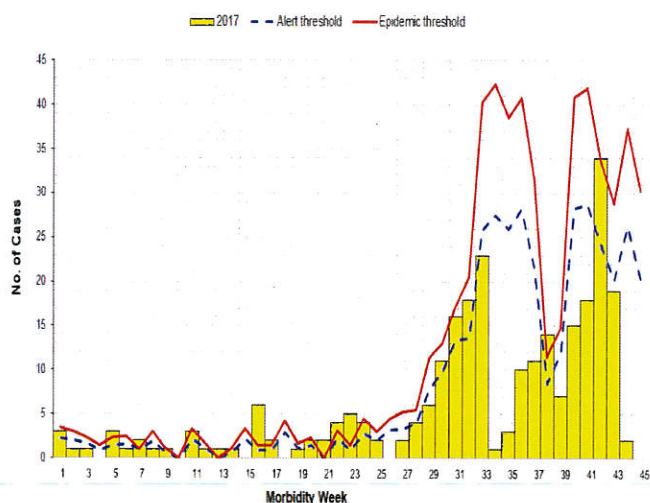
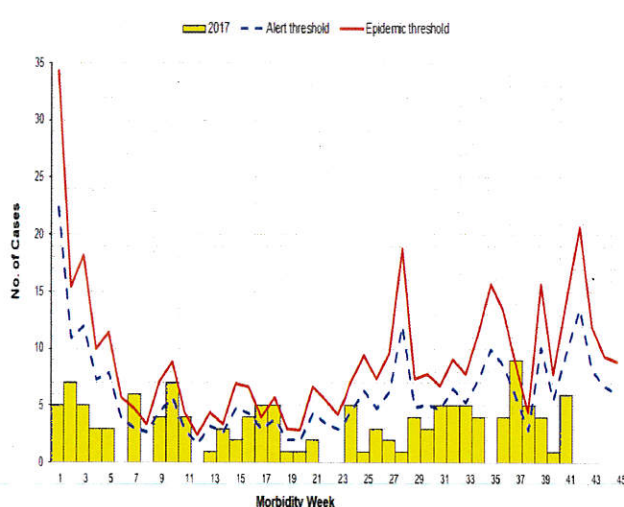


Fig. 8 Reported Leptospirosis Cases by Morbidity Week
 Region II, as January 1-November 4, 2017 (n=135)



*NOTE: Case counts reported here do NOT represent the final number and are subject to change after inclusion of delayed reports and review of cases.



Leptospirosis Cases

January 1, 2017-November 4, 2017

Epidemiology Bureau
Public Health Surveillance Division

Fig. 9 Reported Leptospirosis Cases by Morbidity Week
Region III, as of January 1-November 4, 2017 (n=188)

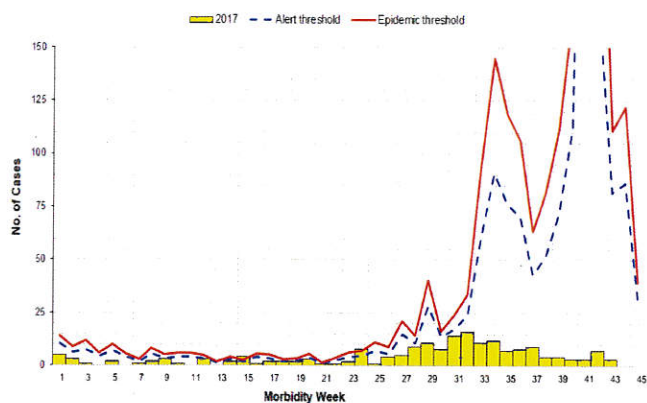


Fig. 10 Reported Leptospirosis Cases by Morbidity Week
Region IV-A, as of January 1-November 4, 2017 (n=75)

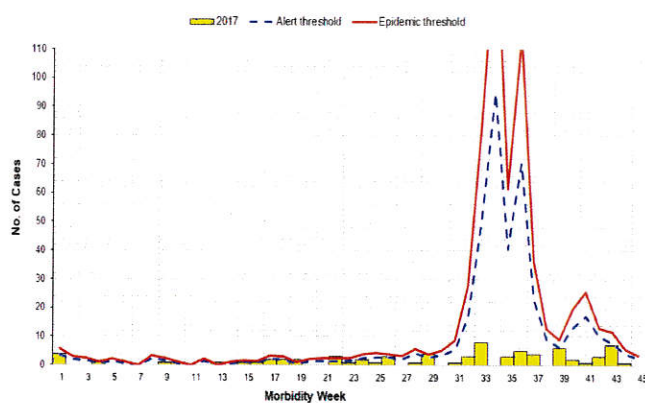


Fig. 11 Reported Leptospirosis Cases by Morbidity Week
Region IV-B, as of January 1- November 4, 2017 (n=10)

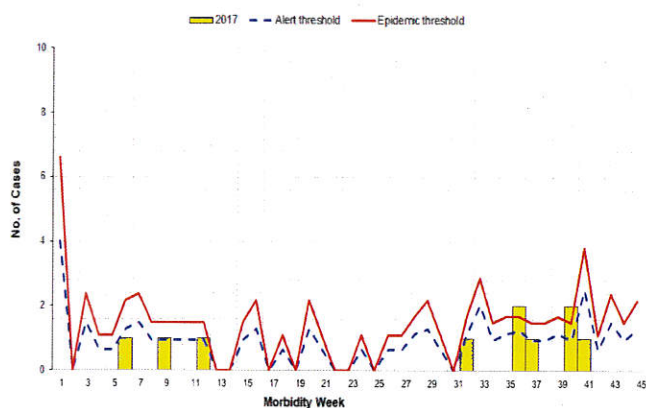


Fig. 12 Reported Leptospirosis Cases by Morbidity Week
Region V, as of January 1-November 4, 2017 (n=64)

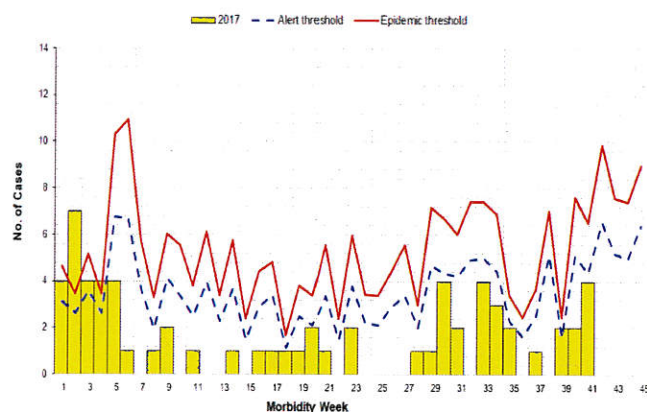


Fig. 13 Reported Leptospirosis Cases by Morbidity Week
Region VI, as of January 1-November 4, 2017 (n=405)

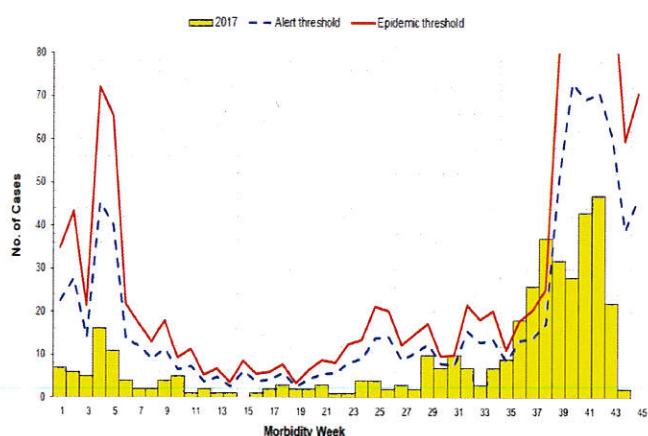
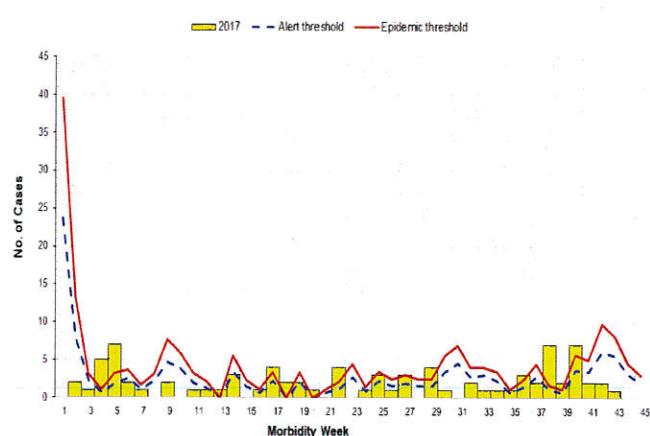


Fig. 14 Reported Leptospirosis Cases by Morbidity Week
Region VII, as of January 1-November 4, 2017 (n=84)



*NOTE: Case counts reported here do NOT represent the final number and are subject to change after inclusion of delayed reports and review of cases.



Leptospirosis Cases

January 1, 2017-November 4, 2017

Epidemiology Bureau
Public Health Surveillance Division

Fig. 15 Reported Leptospirosis Cases by Morbidity Week
Region VIII, as of January 1-November 4, 2017 (n=87)

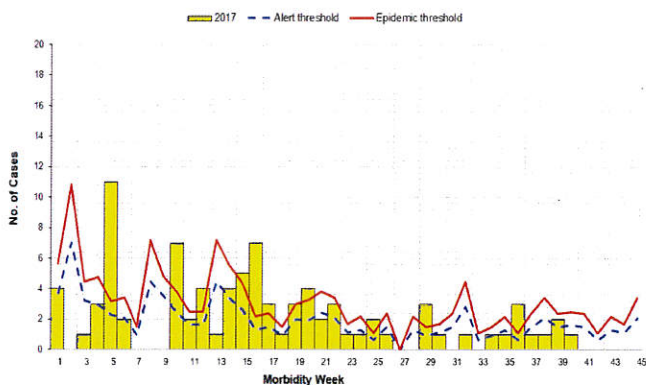


Fig. 16 Reported Leptospirosis Cases by Morbidity Week
Region IX, as of January 1-November 4, 2017 (n=30)

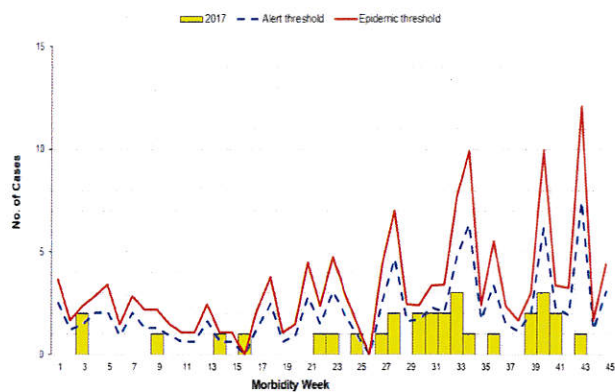


Fig. 17 Reported Leptospirosis Cases by Morbidity Week
Region X, as of January 1-November 4, 2017 (n=76)

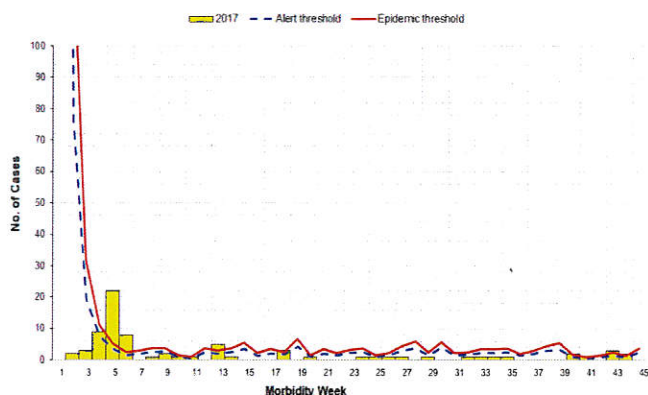


Fig. 18 Reported Leptospirosis Cases by Morbidity Week
Region XI, as of January 1-November 4, 2017 (n=141)

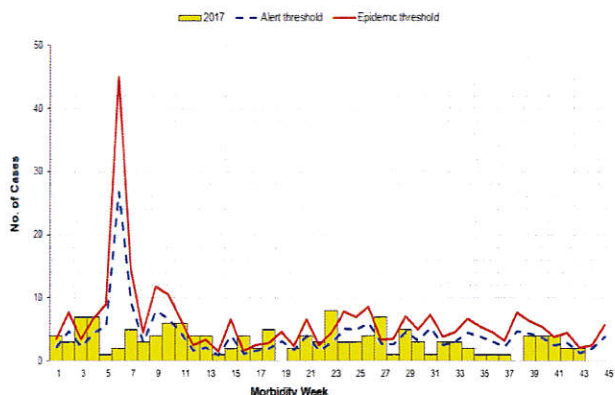


Fig. 19 Reported Leptospirosis Cases by Morbidity Week
Region XII, as of January 1-November 4, 2017 (n=6)

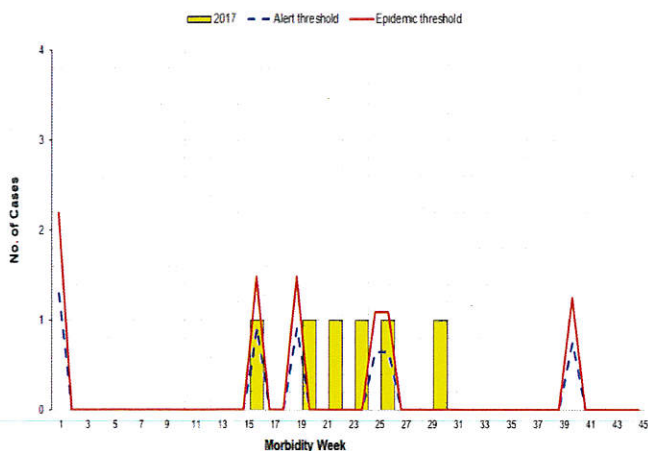
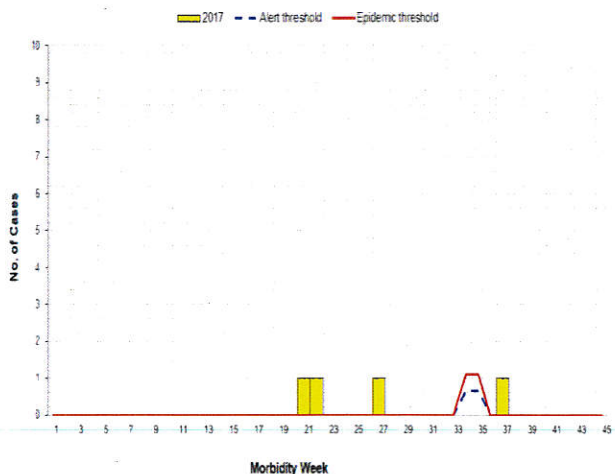


Fig. 20 Reported Leptospirosis Cases by Morbidity Week
ARMM, as of January 1-November 4, 2017 (n=4)



*NOTE: Case counts reported here do NOT represent the final number and are subject to change after inclusion of delayed reports and review of cases.



Leptospirosis Cases

January 1, 2017-November 4, 2017

Epidemiology Bureau
Public Health Surveillance Division

Fig. 21 Reported Leptospirosis Cases by Morbidity Week
CAR, as of January 1-November 4, 2017 (n=57)

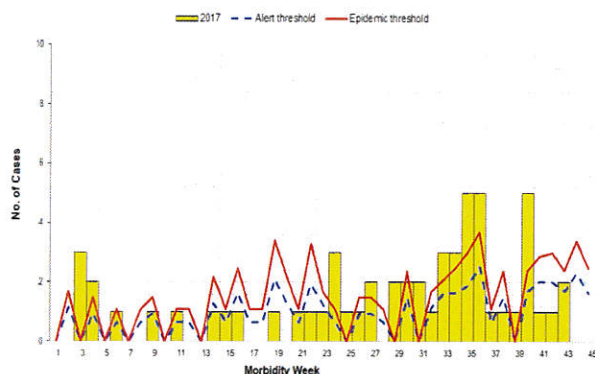


Fig. 22 Reported Leptospirosis Cases by Morbidity Week
CARAGA, as of January 1-November 4, 2017 (n=41)

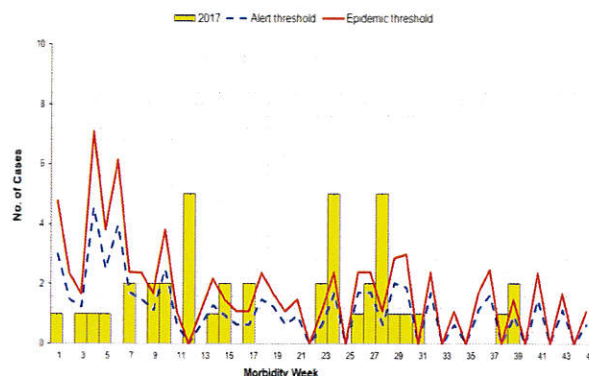
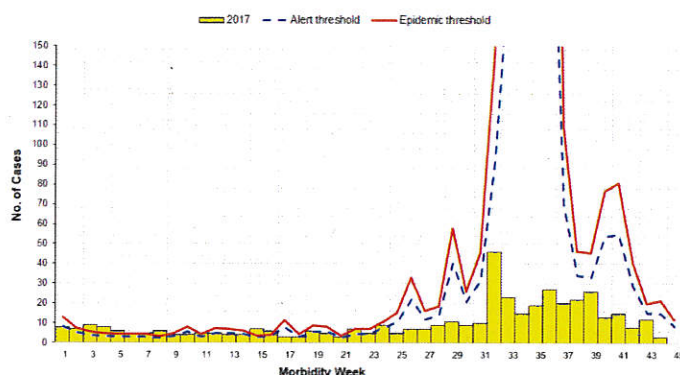


Fig. 23 Reported Leptospirosis Cases by Morbidity Week
NCR, as of January 1-November 4, 2017 (n=441)



EDITORIAL BOARD

Irma L. Asuncion
IRMA L. ASUNCION, MD, MHA, CESO IV
Director IV, Epidemiology Bureau

Genesis May J. Samonte
GENESIS MAY J. SAMONTE, MD, MSc, PHSAE
OIC, Division Chief PHSD

Mariel A. Dejesa
MARIEL A. DEJESA, MD, MPM
Medical Officer IV

June Cantata B. Corpuz
June Cantata B. Corpuz, RN
Nurse III

Jezza Jonathan D. Crucena
Jezza Jonathan D. Crucena, RN
Nurse III