



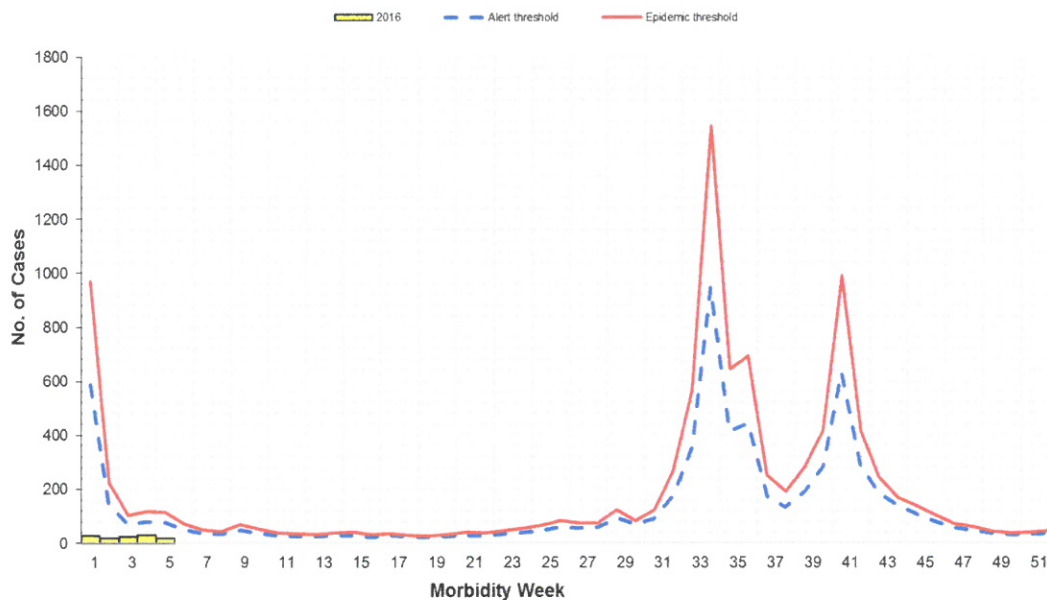
January 1- February 4, 2017

Epidemiology Bureau
Public Health Surveillance Division

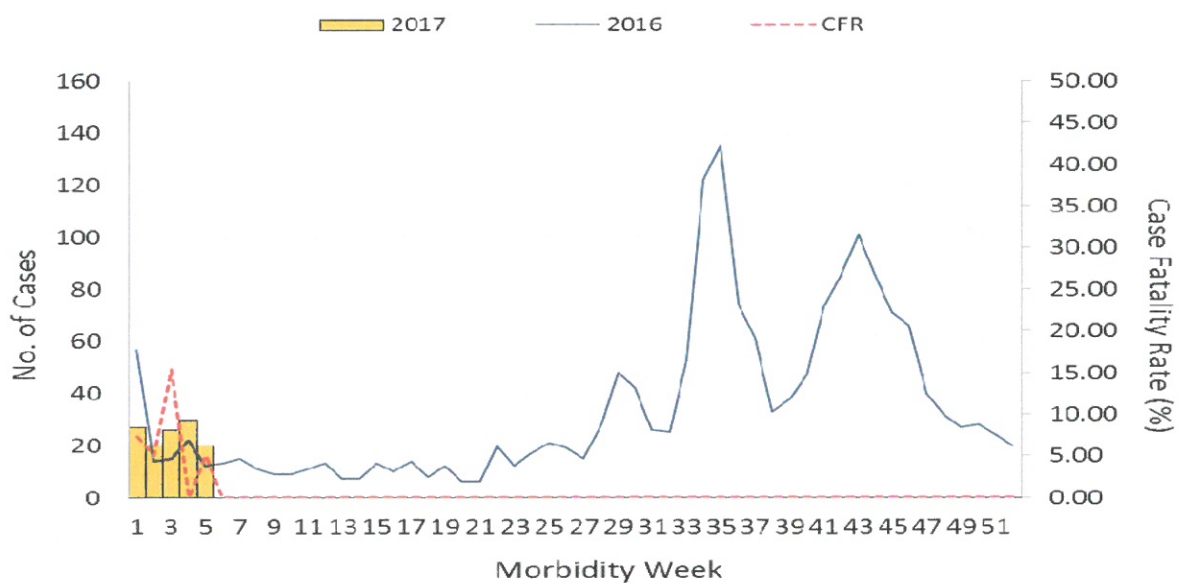
Trend in the Philippines

A total of **123** suspect leptospirosis cases were reported nationwide from January 1 to February 5, 2017. This is **2.5%** higher compared to the same time period last year (**120**).

**Fig. 1 Suspected Leptospirosis Cases by Morbidity Week
Philippines, as of February 4, 2017 (N=123)**



**Fig. 2 Suspect Leptospirosis Cases by Morbidity Week,
Philippines, as of February 4, 2017
*2016 vs 2015 (N=123)**



*NOTE: Case counts reported here do NOT represent the final number and are subject to change after inclusion of delayed reports and review of cases.



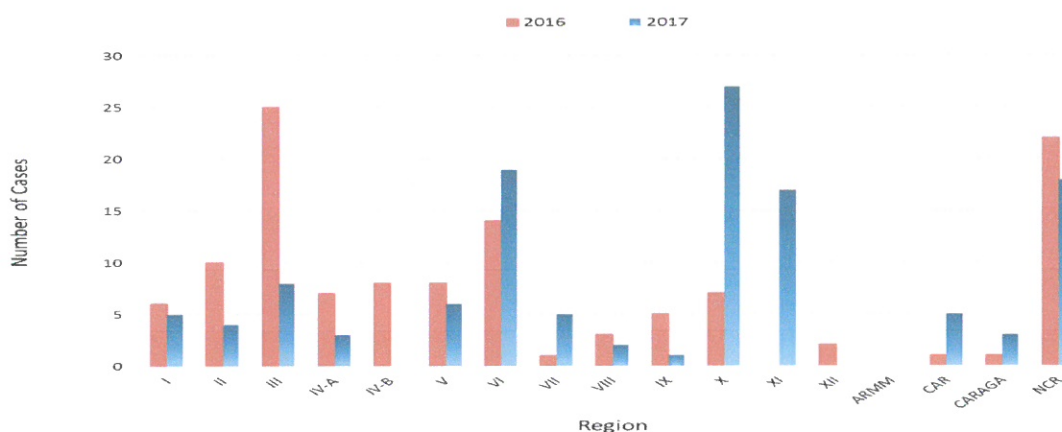
January 1- February 4, 2017

Epidemiology Bureau
Public Health Surveillance Division

Geographic Distribution

Most of the cases were from the following regions: **REGION X** (22.0%), **REGION VI** (15.4%), **NCR** (14.6%), **REGION XI** (13.8%) and **REGION III**(6.5%).

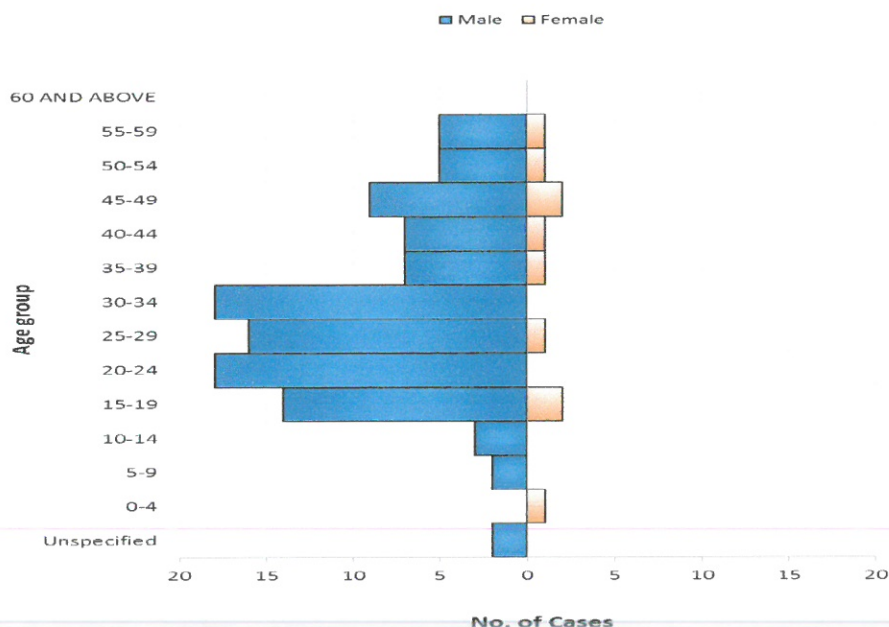
**Fig. 3 Suspect Leptospirosis Cases by Region
Philippines, 2017 vs 2016**



Profile of Cases

Ages of cases ranged from less than 1 to 71 years old (median = 31 years). Majority (91.9%) of cases were male. Most (14.6%) of the cases belonged to the age group of 20-24 years old and 30-34 years old (Fig. 4). There were 8 deaths (CFR = 6.50%). The 5-9 age group (Fig. 5) has the highest CFR (50%).

**Fig.4 Suspect Leptospirosis Cases by Agegroup and Sex
Philippines, as of February 4, 2017 (N=123)**



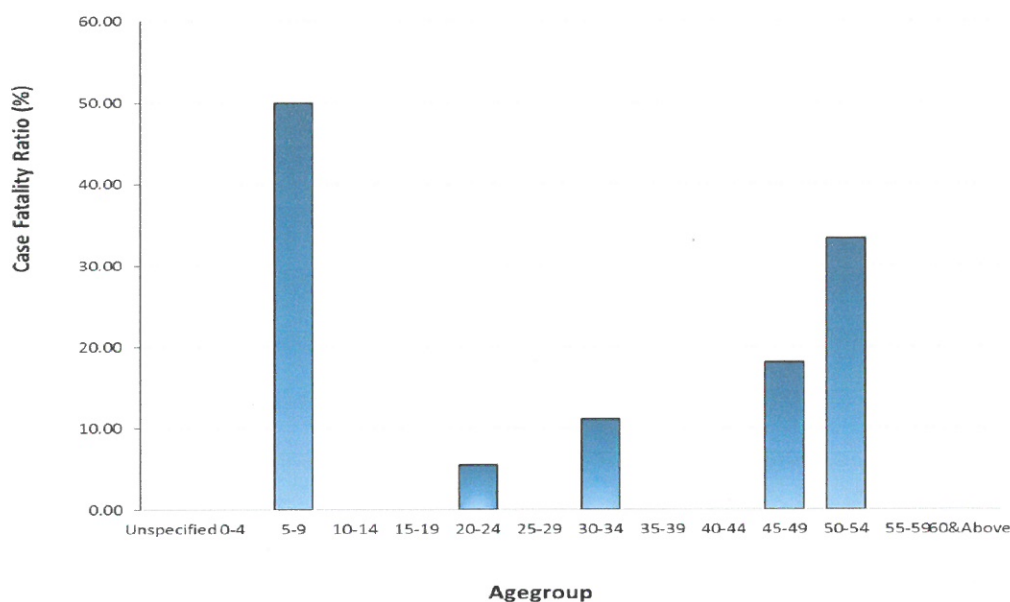
*NOTE: Case counts reported here do NOT represent the final number and are subject to change after inclusion of delayed reports and review of cases.



January 1- February 4, 2017

Epidemiology Bureau
Public Health Surveillance Division

Fig. 5 Suspect Leptospirosis Case Fatality Rate (CFR) by Age Group, Philippines, as of February 4, 2017 (N=8)



**Table 1. Leptospirosis Cases & Deaths by Region
Philippines, *2017 vs 2016**

Region	Cases			Deaths			
	2017	2016	% Change	2017	CFR (%)	2016	CFR (%)
I	5	6	-16.7	0	0.00	2	33.33
II	4	10	-60.0	0	0.00	1	10.00
III	8	25	-68.0	1	12.50	0	0.00
IV-A	3	7	-57.1	0	0.00	1	14.29
IV-B	0	8	-100.0	0	0.00	0	0.00
V	6	8	-25.0	1	16.67	1	12.50
VI	19	14	35.7	1	5.26	3	21.43
VII	5	1	400.0	1	20.00	1	100.00
VIII	2	3	-33.3	0	0.00	0	0.00
IX	1	5	-80.0	0	0.00	1	20.00
X	27	7	285.7	1	3.70	1	14.29
XI	17	0	0.0	1	5.88	0	0.00
XII	0	2	-100.0	0	0.00	0	0.00
ARMM	0	0	0.0	0	0.00	0	0.00
CAR	5	1	400.0	0	0.00	0	0.00
CARAGA	3	1	200.0	0	0.00	0	0.00
NCR	18	22	-18.2	2	11.11	3	13.64
Total	123	120	2.5	8	6.50	14	11.67

*NOTE: Case counts reported here do NOT represent the final number and are subject to change after inclusion of delayed reports and review of cases.




January 1- February 4, 2017

Epidemiology Bureau
Public Health Surveillance Division


Table 2. Weekly Leptospirosis Summary Report by Region
Philippines, as of February 4, 2017

Region	Morbidity Week				5th Morbidity Week		Cumulative Total 1st wk to 5th wk	
	1	2	3	4	2017	2016	2017	2016
I	3	1	1	0	0	1	5	6
II	3	0	0	1	0	0	4	10
III	4	2	1	0	1	4	8	25
IV-A	2	0	0	1	0	0	3	7
IV-B	0	0	0	0	0	0	0	8
V	2	3	1	0	0	1	6	8
VI	5	5	2	6	1	2	19	14
VII	0	0	1	1	3	0	5	1
VIII	1	0	0	0	1	1	2	3
IX	0	0	1	0	0	0	1	5
X	0	2	3	9	13	1	27	7
XI	4	3	5	5	0	0	17	0
XII	0	0	0	0	0	0	0	2
ARMM	0	0	0	0	0	0	0	0
CAR	0	0	3	2	0	0	5	1
CARAGA	1	0	1	1	0	0	3	1
NCR	2	4	7	4	1	2	18	22
Total	27	20	26	30	20	12	123	120


EDITORIAL BOARD


IRMA L. ASUNCION, MD, MHA, CESO IV
Director IV, Epidemiology Bureau


GENESIS MAY J. SAMONTE, MD, MSc, PHSAE
OIC, Division Chief PHSD


Allan P. Ignacio
Statistician II


June Cantata B. Corpuz, RN
Nurse III


Jezza Jonah D. Crucena, RN
Nurse III