



January 1 – April 8, 2017

Epidemiology Bureau
Public Health Surveillance Division

TABLE 1. SUMMARY OF CASES

VPD	2017		2016		% Change
	Reported	Confirmed	Reported	Confirmed	
Measles	843	12	620	34	↓ -64.7059
Rubella		163		58	↑ 181.0345

MEASLES-RUBELLA CASES

A total of 843 suspect measles-rubella cases were reported nationwide from January 1 to April 8, 2017. Of these, 598 (71%) were tested. Among the suspect cases, **12 cases (1.42%)** were classified as **laboratory confirmed measles or epidemiologically-linked confirmed measles**, while **163 cases (19.34%)** were classified as **laboratory confirmed or epidemiologically-linked confirmed rubella**. Currently, there were no reported deaths among the confirmed measles-rubella cases. Figure 1 shows the trend of measles-rubella cases by morbidity week.

Figure 2 shows the distribution of cases among regions. Region IVA has the highest number of confirmed measles-rubella cases (39, 24.84%) followed by Region VIII (37, 23.57%) and NCR (25, 15.92%).

Profile of Cases: MEASLES

Seven (58%) out of the 12 measles were male (Figure 3). Majority of the confirmed measles cases belonged to the under 5 year old age group (83.33%). Most (50%) of the cases were vaccinated but with unknown number of doses as shown in Figure 4. Basis of the vaccination status is the number of measles-containing vaccine received.

FIGURE 1. CONFIRMED MEASLES AND RUBELLA CASES BY MORBIDITY WEEK, PHILIPPINES, JANUARY 1 –APRIL 8, 2017 (n=175)

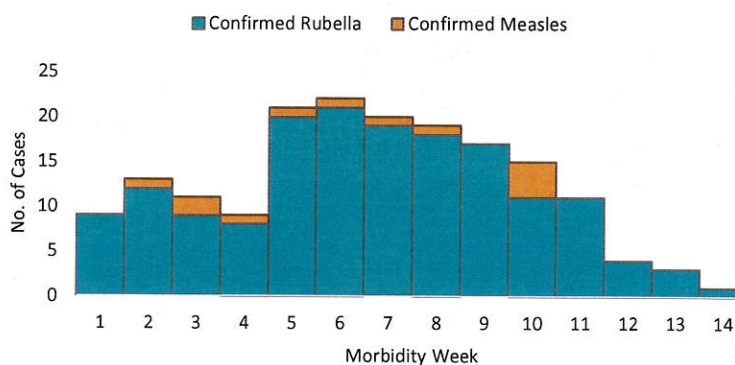
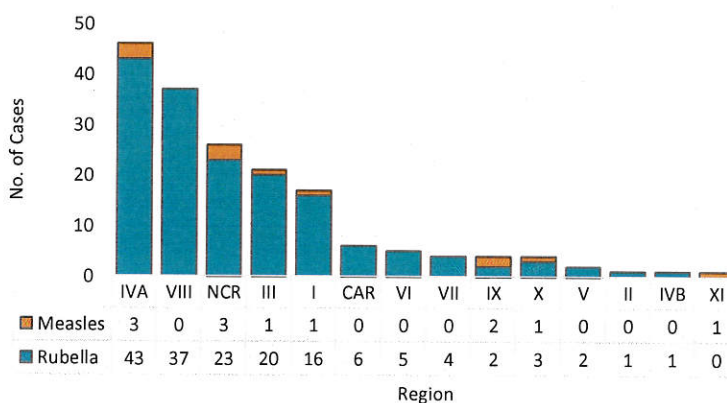


FIGURE 2. CONFIRMED MEASLES AND RUBELLA CASES BY REGION, PHILIPPINES, JANUARY 1 –APRIL 8, 2017 (n=175)



see Annex A for case distribution by barangay

FIGURE 3. CONFIRMED MEASLES CASES BY SEX, PHILIPPINES, JANUARY 1 – APRIL 8, 2017 (n=12)

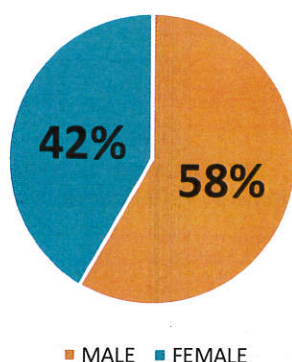
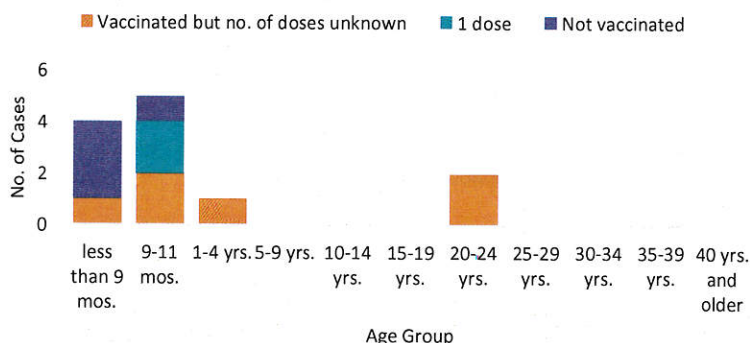


FIGURE 4. VACCINATION STATUS OF CONFIRMED MEASLES CASES BY AGE GROUP, PHILIPPINES, JANUARY 1 – APRIL 8, 2017 (n=12)





January 1 – April 8, 2017

Epidemiology Bureau
Public Health Surveillance Division

Profile of Cases: RUBELLA

FIGURE 5. CONFIRMED RUBELLA CASES BY SEX, PHILIPPINES, JANUARY 1 – APRIL 8, 2017 (n=163)

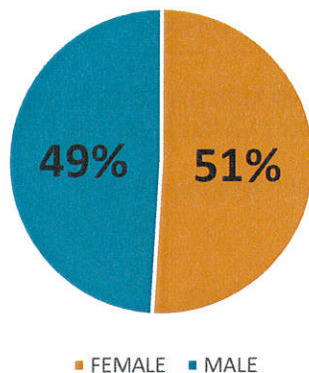
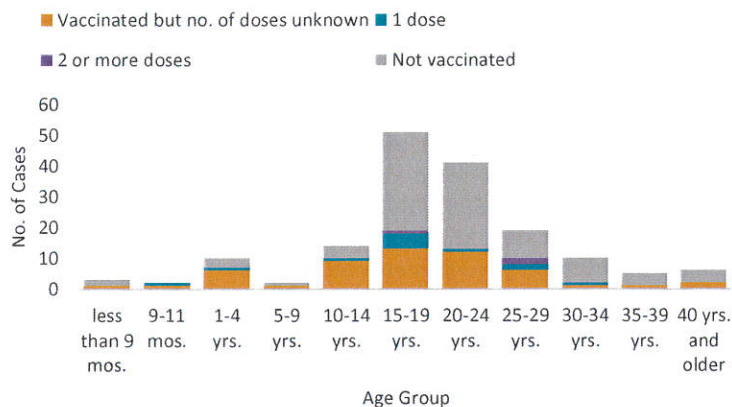


FIGURE 6. VACCINATION STATUS OF CONFIRMED RUBELLA CASES BY AGE GROUP, PHILIPPINES, JANUARY 1 – APRIL 8, 2017 (n=163)



Of the confirmed rubella cases, 83 cases or 51% were female (Figure 5). Majority of the confirmed rubella cases belonged to the 15-19 years old age group (31.29%), followed by the 20-24 years old age group (25.15%). Most (58.28%) of the cases were not vaccinated as shown in Figure 6. Basis of the vaccination status is the number of measles-containing vaccine received.

Measles and Rubella Clusters :

No new measles and rubella clusters identified for morbidity week 14. One measles and 6 rubella clusters were detected for year 2017. These cases were related in terms of place of residences and onset of symptoms, located in the same barangay or identified place of transmission (e.g. school in Northern Samar) and occurred within 4 consecutive weeks.

Editorial Board

IRMA L. ASUNCION, MD, MHA, CESO IV
Director IV, Epidemiology Bureau

GENESIS MAY J. SAMONTE, MD, PHSAE
OIC-Division Chief, PHSD

JUNE CANTATA B. CORPUZ, RN
Nurse III, PIDSR National Coordinator

JEZA JONAH D. CRUCENA, RN
Nurse III, VPDS National Coordinator

ALLAN P. IGNACIO
Statistician II, PHSD



January 1 – April 8, 2017

Epidemiology Bureau
 Public Health Surveillance Division

Annex A. Confirmed Measles and Rubella Cases by Barangay

CONFIRMED MEASLES CASES PHILIPPINES, JANUARY 1 - APRIL 8, 2017 (n=12)					
REGION	PROVINCE	MUNCITY	BARANGAY	NO. OF CASES as of MW1-13	NO. OF NEW CASES (MW14)
01	PANGASINAN	DAGUPAN CITY	MAYOMBO	1	0
03	PAMPANGA	LUBAO	SANTA CRUZ	1	0
04A	CAVITE	DASMARIÑAS CITY	BUROL I	1	0
		TANZA	SANJA MAYOR	1	0
	RIZAL	ANTIPOLO CITY	SAN JOSE	1	0
09	ZAMBOANGA DEL SUR	ZAMBOANGA CITY	AYALA	1	0
			TUMAGA	1	0
10	MISAMIS ORIENTAL	MANTICAO	POBLACION	1	0
11	DAVAO DEL NORTE	ISLAND GARDEN CITY OF SAMAL	SAN ISIDRO (BABAK)	1	0
NCR	METRO MANILA	CALOOCAN CITY	BAGONG BARRIO	1	0
		MANILA CITY	TONDO	2	0
PHILIPPINES				12	0

CONFIRMED RUBELLA CASES PHILIPPINES, JANUARY 1 - APRIL 8, 2017 (n=163)					
REGION	PROVINCE	MUNCITY	BARANGAY	NO. OF CASES as of MW1-13	NO. OF NEW CASES (MW14)
01	ILOCOS SUR	SAN VICENTE	SAN SEBASTIAN	1	0
		VIGAN CITY	NAGSANGALAN	1	0
	LA UNION	ARINGAY	SANTA RITA EAST	1	0
		BANGAR	CADAPLI	1	0
		BAUANG	PAYOCPOC NORTE ESTE	1	0
			PAYOCPOC SUR	1	0
		SAN FERNANDO CITY	BARANGAY I (POB.)	1	0
			LINGSAT	1	0
	PANGASINAN	DAGUPAN CITY	BONUAN BOQUIG	1	0
			LUCAO	1	0
			MANGIN	1	0
			NAGUILAYAN	1	0
		MANAOAG	BABASIT	1	0
		MANGATAREM	MACARANG	1	0
		SANTA BARBARA	TULIAO	1	0
		URDANETA CITY	NANCAMALIRAN WEST	1	0
2	ISABELA	SANTIAGO CITY	SAGANA	0	1
03	BATAAN	MARIVELES	BALON-ANITO	1	0
			CAMAYA	2	0
		ORION	ARELLANO (POB.)	0	1
			GENERAL LIM (KAPUT)	1	0



January 1 – April 8, 2017

Epidemiology Bureau
 Public Health Surveillance Division

CONFIRMED RUBELLA CASES PHILIPPINES, JANUARY 1 - APRIL 8, 2017 (n=163)					
REGION	PROVINCE	MUNCITY	BARANGAY	NO. OF CASES as of MW1-13	NO. OF NEW CASES (MW14)
	BULACAN	BALIUAG	SABANG	1	0
		MARILAO	CAMANSI PRENZA III	1	0
			LAMBAKIN	0	1
		SAN MIGUEL	BANTOG	1	0
	PAMPANGA	MABALACAT CITY	AIRFORCE CITY	3	0
		SANTA ANA	SANTA MARIA	1	0
		SASMUAN	SAN PEDRO	1	0
	TARLAC	LA PAZ	DUMARAIS	1	0
	ZAMBALES	BOTOLAN	PORAC	1	0
		CANDELARIA	MALABON	0	1
		IBA	PALANGINAN	1	0
		SANTA CRUZ	NAULO	1	0
		SUBIC	ILWAS	1	0
04A	BATANGAS	BATANGAS CITY	BARANGAY 18 (POB.)	1	0
			BARANGAY 19	1	0
			CONCEPCION	1	0
			KUMINTANG ILAYA	1	0
			PALLOCAN KANLURAN	1	0
			PINAMUCAN IBABA	2	0
			SAN ISIDRO	1	0
			SAN MIGUEL	1	0
			SANTO DOMINGO	1	0
			TABANGAO DAO	1	0
			TINGA LABAK	1	0
		LIPA CITY	MUNTING PULO	1	0
			POBLACION BARANGAY 2	0	1
			SAMPAGUITA	0	1
		SAN JOSE	CALANSAYAN	1	1
			MAHABANG PARANG	0	1
		TAYSAN	MABAYABAS	1	0
	CAVITE	BACOR CITY	MOLINO III	1	0
		DASMARIÑAS CITY	BUROL I	1	0
			H-2	1	0
			SALAWAG	1	0
			SAN ANTONIO DE PADUA I	1	0
			SAN FRANCISCO I	1	0
			SAN ISIDRO LABRADOR I	0	1
			SAN JUAN (SAN JUAN I)	1	0
			SAN LORENZO RUIZ II	1	0
			SAN LUIS II	1	0

Case counts reported here do NOT represent the final number and are subject to change after inclusion of delayed reports and review of cases.



January 1 – April 8, 2017

Epidemiology Bureau
Public Health Surveillance Division

CONFIRMED RUBELLA CASES PHILIPPINES, JANUARY 1 - APRIL 8, 2017 (n=163)					
REGION	PROVINCE	MUNCITY	BARANGAY	NO. OF CASES as of MW1-13	NO. OF NEW CASES (MW14)
04A	CAVITE	DASMARIÑAS CITY	SAN NICOLAS I	1	0
			SAN NICOLAS IV	1	0
			SANTA CRUZ I	0	1
			SANTA LUCIA (SAN JUAN II)	1	0
			SANTA MARIA (BARANGAY 20)	1	0
			VICTORIA REYES	1	0
		IMUS CITY	ANABU II	1	0
			TANZANG LUMA II	1	0
		TANZA	BIWAS	1	0
	LAGUNA	SAN PEDRO	SAN VICENTE	1	0
	QUEZON	LOPEZ	UNSPECIFIED	1	0
	RIZAL	ANTIPOLO CITY	DELA PAZ (POB.)	1	0
		TAYTAY	SAN JUAN	1	0
		TERESA	PRINZA	1	0
04B	PALAWAN	PUERTO PRINCESA CITY	SAN MIGUEL	1	0
05	CAMARINES NORTE	LABO	MALATAP	2	0
06	CAPIZ	TAPAZ	POBLACION	1	0
	ILOILO	PASSI CITY	MAN-IT	1	0
		SAN ENRIQUE	CAMIRI	1	0
	NEGROS OCCIDENTAL	ENRIQUE B. MAGALONA	POBLACION II (BARANGAY 2)	1	0
		VALLADOLID	DOLDOL	1	0
07	CEBU	CEBU CITY	PARI-AN	1	0
			PUNTA PRINCESA	1	0
		COMPOSTELA	LUPA	1	0
		MANDAUE CITY	TABOK	1	0
08	NORTHERN SAMAR	SAN ANTONIO	DALUPIRIT	18	0
			MANRAYA	7	0
			PILAR	5	0
			SAN NICOLAS	4	0
			VINISITAHAN	2	0
	SAMAR	CATBALOGAN	MAULONG	1	0
09	ZAMBOANGA DEL SUR	ZAMBOANGA CITY	BALIWASAN	1	0
			TALON-TALON	1	0
10	MISAMIS OCCIDENTAL	OZAMIS CITY	MALAUANG	1	0
		TANGUB CITY	BARANGAY VII - UPPER POLAO (POB.)	1	0
	MISAMIS ORIENTAL	CAGAYAN DE ORO CITY	PATAG	1	0



January 1 – April 8, 2017

Epidemiology Bureau
 Public Health Surveillance Division

CONFIRMED RUBELLA CASES PHILIPPINES, JANUARY 1 - APRIL 8, 2017 (n=163)					
REGION	PROVINCE	MUNCITY	BARANGAY	NO. OF CASES as of MW1-13	NO. OF NEW CASES (MW14)
CAR	BENGUET	ATOK	ABIANG	1	0
		BAGUIO CITY	CAMP 7	1	0
			CAMP ALLEN	1	0
			POLIWES	0	1
			SANITARY CAMP, NORTH	1	0
		LA TRINIDAD	PICO	1	0
NCR	METRO MANILA	CALOOCAN CITY	BARANGAY 170	1	0
			BARANGAY 179	1	0
		MAKATI CITY	PITOGO	1	0
		MALABON CITY	TONSUYA	1	0
		MANDALUYONG CITY	PAG-ASA	1	0
		MANILA CITY	BARANGAY 399	1	0
			BINONDO	1	0
			BRGY. 33	1	0
			OLD SITE BASECO	1	0
			PACO	1	0
			SAMPALOC	1	0
			SANTA CRUZ	1	0
			PARAÑAQUE CITY	DON GALO	1
		SAN DIONISIO		1	0
		PASAY CITY	BRGY. 145	1	0
		QUEZON CITY	MARIANA	1	0
			PROJECT 4	2	0
		SAN JUAN CITY	ONSE	1	0
			WEST CRAME	4	0
		PHILIPPINES			