



January 1 – June 17, 2017

Epidemiology Bureau  
Public Health Surveillance Division

TABLE 1. SUMMARY OF CASES

VPD	2017		2016		% Change
	Reported	Confirmed	Reported	Confirmed	
Measles	1,443	22	1,004	45	↓ -51.11
Rubella		236		77	↑ 206.49

## MEASLES-RUBELLA CASES

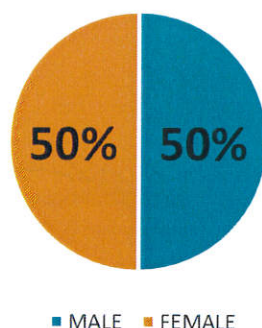
A total of 1,443 suspect measles-rubella cases were reported nationwide from January 1 to June 17, 2017. Of these, 971 (67.29%) were tested. Among the suspect cases, 22 (1.52%) cases were classified as **laboratory confirmed measles** while 236 (16.36%) cases were classified as **laboratory confirmed or epidemiologically-linked confirmed rubella**. Currently, there were no reported deaths among the confirmed measles-rubella cases. Figure 1 shows the trend of measles-rubella cases by morbidity week.

Figure 2 shows the distribution of cases among regions. Region IVA has the highest number of confirmed measles-rubella cases (76, 29.46%) followed by Region VIII (39, 15.12%) and NCR (29, 11.24%).

### Profile of Cases: MEASLES

There is an equal sex distribution among confirmed measles cases (Figure 3). Majority (40.91%) of the cases belonged to the 9-11 month old age group. Eleven (50%) cases were not vaccinated while 7 (31.82%) other cases were vaccinated but with unknown number of doses as shown in Figure 4. Basis of vaccination status is the number of measles-containing vaccine received.

FIGURE 3. CONFIRMED MEASLES CASES BY SEX, PHILIPPINES, JANUARY 1 –JUNE 17, 2017 (n=22)



Case counts reported here do NOT represent the final number and are subject to change after inclusion of delayed reports and review of cases.

FIGURE 1. CONFIRMED MEASLES AND RUBELLA CASES BY MORBIDITY WEEK, PHILIPPINES, JANUARY 1 – JUNE 17, 2017 (n=258)

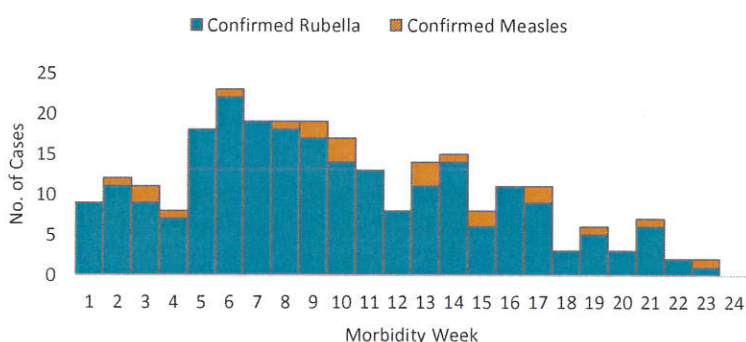
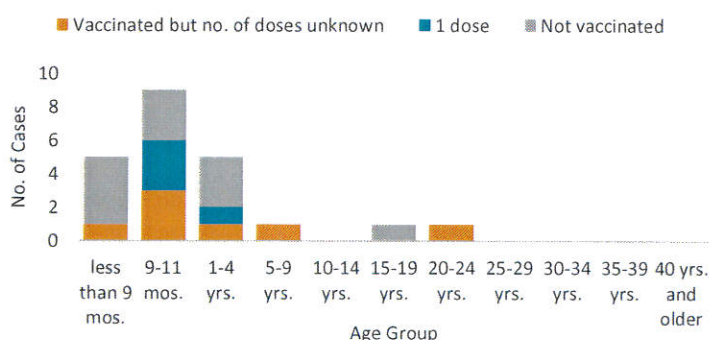


FIGURE 2. CONFIRMED MEASLES AND RUBELLA CASES BY REGION, PHILIPPINES, JANUARY 1 –JUNE 17, 2017 (n=258)



FIGURE 4. VACCINATION STATUS OF CONFIRMED MEASLES CASES BY AGE GROUP, PHILIPPINES, JANUARY 1 – JUNE 17, 2017 (n=22)



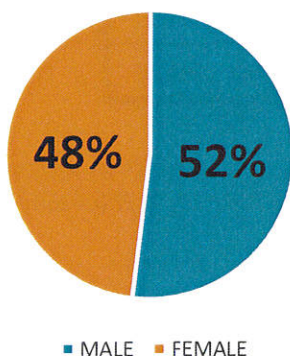


January 1 – June 17, 2017

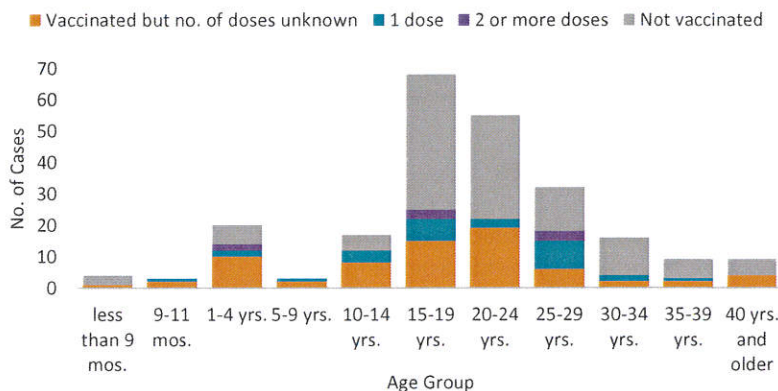
Epidemiology Bureau  
Public Health Surveillance Division

**Profile of Cases: RUBELLA**

**FIGURE 5. CONFIRMED RUBELLA CASES BY SEX, PHILIPPINES, JANUARY 1 –JUNE 17, 2017 (n=236)**



**FIGURE 6. VACCINATION STATUS OF CONFIRMED RUBELLA CASES BY AGE GROUP, PHILIPPINES, JANUARY 1 – JUNE 17, 2017 (n=236)**



Of the confirmed rubella cases, 123 (52%) cases were male (Figure 5). Majority (28.81%) of the confirmed rubella cases belonged to the 15-19 year old age group, followed by the 20-24 year old age group (23.31%). Most (53.81%) of the cases were not vaccinated while 71 (30.08%) cases were vaccinated but with unknown number of doses as shown in Figure 6. Basis of vaccination status is the number of measles-containing vaccine received.

**Measles and Rubella Clusters :**

No new measles and rubella clusters identified for morbidity week 24. Ten rubella clusters were detected to date for year 2017. These cases were related in terms of place of residences and onset of symptoms, located in the same barangay or identified place of transmission (e.g. school in Northern Samar) and occurred within 4 consecutive weeks.

**Editorial Board**

IRMA L. ASUNCION, MD, MHA, CESO IV  
Director IV, Epidemiology Bureau

GENESIS MAY J. SAMONTE, MD, MSc, PHSAE  
OIC-Division Chief, PHSD

MARIEL A. DEJESA, MD, MPM  
Medical Officer IV, PHSD

JUNE CANTATA B. CORPUZ, RN  
Nurse III, PIDSR National Coordinator

JEZA JONAH D. CRUCENA, RN  
Nurse III, VPDS National Coordinator

ALLAN P. IGNACIO  
Statistician II, PHSD





January 1 – June 17, 2017

Epidemiology Bureau  
 Public Health Surveillance Division

**ANNEX A. CONFIRMED MEASLES AND RUBELLA CASES BY BARANGAY**

CONFIRMED MEASLES CASES PHILIPPINES, JANUARY 1 - JUNE 17, 2017 (n=22)					
REGION	PROVINCE	MUNCITY	BARANGAY	NO. OF CASES as of MW1-23	NO. OF NEW CASES (MW24)
01	LA UNION	AGOO	SANTA ANA	1	0
	PANGASINAN	DAGUPAN CITY	MAYOMBO	1	0
03	PAMPANGA	LUBAO	SANTA CRUZ	1	0
04A	BATANGAS	LIPA CITY	MARAUOY	1	0
		SAN JOSE	SANTA ANA	1	0
	CAVITE	TANZA	SANJA MAYOR	1	0
	QUEZON	TAYABAS	BAGUIO	1	0
	RIZAL	ANTIPOLO CITY	SAN JOSE	1	0
09	ZAMBOANGA DEL SUR	ZAMBOANGA CITY	AYALA	1	0
			TALON-TALON	0	1
			TUMAGA	1	0
	ZAMBOANGA SIBUGAY	KABASALAN	BUAYAN	1	0
			(blank)	1	0
10	MISAMIS ORIENTAL	MANTICAO	POBLACION	1	0
11	DAVAO DEL NORTE	ISLAND GARDEN CITY OF SAMAL	SAN ISIDRO (BABAK)	1	0
ARMM	BASILAN	LAMITAN CITY	COLONIA	1	0
			MATATAG	1	0
		TIPO-TIPO	BOHE-PAHUH	0	1
	TAWI-TAWI	BONGAO	LAMION	0	1
NCR	METRO MANILA	CALOOCAN CITY	BAGONG BARRIO	1	0
		MANILA CITY	BARANGAY 649	1	0
			TONDO	1	0
PHILIPPINES				19	3



January 1 – June 17, 2017

Epidemiology Bureau  
 Public Health Surveillance Division

CONFIRMED RUBELLA CASES PHILIPPINES, JANUARY 1 - JUNE 17, 2017 (n=236)					
REGION	PROVINCE	MUNCITY	BARANGAY	NO. OF CASES as of MW1-23	NO. OF NEW CASES (MW24)
01	ILOCOS SUR	SAN VICENTE	SAN SEBASTIAN	1	0
		SANTA	BANAOANG	1	0
		VIGAN CITY	BARANGAY VII	1	0
			NAGSANGALAN	1	0
	LA UNION	ARINGAY	SANTA RITA EAST	1	0
		BANGAR	CADAPLI	1	0
		BAUANG	BACCUIT SUR	1	0
			PAYOCPOC NORTE ESTE	1	0
			PAYOCPOC SUR	1	0
		SAN FERNANDO CITY	BARANGAY I (POB.)	1	0
			LINGSAT	1	0
		PANGASINAN	BINMALEY	GAYAMAN	1
	DAGUPAN CITY		BONUAN BOQUIG	1	0
			BONUAN GUESET	1	0
			LUCAO	1	0
			MANGIN	1	0
			NAGUILAYAN	1	0
	MANAOAG		BABASIT	1	0
	MANGATAREM		MACARANG	1	0
	SANTA BARBARA		TULIAO	1	0
	URDANETA CITY		NANCAMALIRAN WEST	1	0
02	ISABELA	CAUAYAN CITY	SAN LUIS	0	1
		SANTIAGO CITY	SAGANA	1	0
		03	BATAAN	MARIVELES	ALASASIN
BALON-ANITO	1				0
CAMAYA	2				0
ORION	ARELLANO (POB.)			1	0
	GENERAL LIM (KAPUT)			1	0
BULACAN	BALIUAG		SABANG	1	0
	CALUMPIT		PALIMBANG	1	0
	MALOLOS CITY		SAN VICENTE	1	0
			SANTO ROSARIO	1	0
	MARILAO		CAMANSI PRENZA III	1	0
			LAMBAKIN	1	0
	SANTA MARIA		SAN GABRIEL	1	0
	NUEVA ECIJA		SAN ANTONIO	PAPAYA	1
PAMPANGA	MABALACAT CITY		AIRFORCE CITY	3	0
	SANTA ANA		SANTA MARIA	1	0
	SASMUAN		SAN PEDRO	1	0
TARLAC	LA PAZ		DUMARAIS	1	0
ZAMBALES	BOTOLAN		PORAC	1	0
	CANDELARIA		MALABON	1	0
	IBA		PALANGINAN	1	0
	SANTA CRUZ		NAULO	1	0
	SUBIC	ILWAS (POB.)	1	0	
04A	BATANGAS	BATANGAS CITY	BARANGAY 15 (POB.)	1	0
			BARANGAY 18 (POB.)	1	0
			BARANGAY 19	1	0
			BARANGAY 20 (POB.)	1	0
			CONCEPCION	1	0
			KUMINTANG ILAYA	2	0
			PALLOCAN KANLURAN	4	0
			PALLOCAN SILANGAN	0	1
			PALLOCAN WEST	1	0
			PINAMUCAN IBABA	1	0

Case counts reported here do NOT represent the final number and are subject to change after inclusion of delayed reports and review of cases.





January 1 – June 17, 2017

Epidemiology Bureau  
 Public Health Surveillance Division

CONFIRMED RUBELLA CASES PHILIPPINES, JANUARY 1 - JUNE 17, 2017 (n=236)					
REGION	PROVINCE	MUNCITY	BARANGAY	NO. OF CASES as of MW1-23	NO. OF NEW CASES (MW24)
04A	BATANGAS	BATANGAS CITY	SAN ISIDRO	1	0
			SAN MIGUEL	1	0
			SANTO DOMINGO	1	0
			SIMLONG	1	0
			TABANGAO DAO	1	0
			TALAHIB PANDAYAN	0	1
		LIPA CITY	TINGA LABAK	1	0
			BANAYBANAY	1	0
			MUNTING PULO	2	0
			POBLACION BARANGAY 2	1	0
		ROSARIO	SAMPAGUITA	1	0
			ITLUGAN	1	0
		SAN JOSE	BANAYBANAY II	2	0
			CALANSAYAN	1	0
			MAHABANG PARANG	1	0
		SAN LUIS	SAN ANTONIO	1	0
		SAN PASCUAL	SANTO NIÑO	1	0
		TAYSAN	MABAYABAS	1	0
	CAVITE	BACOR CITY	MOLINO III	1	0
		DASMARIÑAS CITY	BUROL I	1	0
			H-2	1	0
			MALAGASANG II-G	1	0
			MANGAS I	1	0
			MAYPAJO	1	0
			SALAWAG	2	0
			SAN ANTONIO DE PADUA I	1	0
			SAN DIONISIO (BARANGAY 1)	1	0
			SAN FRANCISCO I	1	0
			SAN ISIDRO LABRADOR I	1	0
			SAN JUAN (SAN JUAN I)	1	0
			SAN LORENZO RUIZ II	1	0
			SAN LUIS II	1	0
			SAN NICOLAS I	1	0
			SAN NICOLAS IV	1	0
			SANTA CRUZ I	1	0
			SANTA LUCIA (SAN JUAN II)	1	0
			SANTA MARIA (BARANGAY 20)	1	0
			VICTORIA REYES	2	0
		IMUS CITY	TANZANG LUMA II	1	0
		SILANG	BIGA I	1	0
			SAN VICENTE II	1	0
		TANZA	AMAYA III	1	0
			BIWAS	1	0
			CALIBUYO	1	0
		TERNATE	SAPANG I	1	0
	LAGUNA	SAN PABLO CITY	SAN GABRIEL	1	0
		SAN PEDRO	SAN VICENTE	1	0
	QUEZON	LOPEZ	unspecified	1	0
		LUCENA CITY	IBABA IYAM	0	1
	RIZAL	ANTIPOLO CITY	DELA PAZ (POB.)	1	0
			SAN ISIDRO (POB.)	1	0
		TAYTAY	SAN JUAN	1	0
		TERESA	PRINZA	1	0



January 1 – June 17, 2017

Epidemiology Bureau  
 Public Health Surveillance Division

CONFIRMED RUBELLA CASES PHILIPPINES, JANUARY 1 - JUNE 17, 2017 (n=236)					
REGION	PROVINCE	MUNCITY	BARANGAY	NO. OF CASES as of MW1-23	NO. OF NEW CASES (MW24)
MIMAROPA	PALAWAN	PUERTO PRINCESA CITY	SAN MIGUEL	1	0
05	CAMARINES NORTE	LABO	MALATAP	2	0
06	AKLAN	BURUANGA	HABANA	1	0
			MAYAPAY	0	1
			TAG-OSIP	13	0
		MALAY	MANOC-MANOC	0	1
	CAPIZ	TAPAZ	POBLACION	1	0
	ILOILO	PASSI CITY	MAN-IT	1	0
SAN ENRIQUE		CAMIRI	1	0	
07	CEBU	CEBU CITY	PUNTA PRINCESA	1	0
		COMPOSTELA	LUPA	1	0
		MANDAUE CITY	TABOK	1	0
08	NORTHERN SAMAR	SAN ANTONIO	DALUPIRIT	18	0
			MANRAYA	9	0
			PILAR	5	0
			SAN NICOLAS	4	0
			VINISITAHAN	2	0
	SAMAR	CATBALOGAN	MAULONG	1	0
09	ZAMBOANGA DEL NORTE	DIPOLOG CITY	MIPUTAK (POB.)	1	0
	ZAMBOANGA DEL SUR	ZAMBOANGA CITY	BALIWASAN	1	0
			TALON-TALON	1	0
10	MISAMIS OCCIDENTAL	OZAMIS CITY	MALAUANG	1	0
		TANGUB CITY	BARANGAY VII - UPPER POLAO (POB.)	1	0
	MISAMIS ORIENTAL	CAGAYAN DE ORO CITY	PATAG	1	0
11	COMPOSTELA VALLEY	MARAGUSAN	MARAGUSAN (POB.)	1	0
	DAVAO DEL NORTE	KAPALONG	GUPITAN	1	0
		TAGUM CITY	TIBAL-OG (POB.)	1	0
12	SOUTH COTABATO	SURALLAH	RIZAL POBLACION	1	0
CAR	BENGUET	ATOK	ABIANG	1	0
		BAGUIO CITY	AURORA HILL	2	0
			CABINET HILL-TEACHER'S CAMP	1	0
			CAMP 7	1	0
			CAMP ALLEN	1	0
			ENGINEER'S HILL	1	0
			POLIWES	1	0
			SAN CARLOS HEIGHTS	1	0
			SANITARY CAMP, NORTH	1	0
			SANTO TOMAS PROPER	1	0
			UPPER WEST QUIRINO HILL	1	0
		ITOGON	LOACAN	1	0
		LA TRINIDAD	AMBIONG	1	0
			PICO	1	0





January 1 – June 17, 2017

Epidemiology Bureau  
 Public Health Surveillance Division

CONFIRMED RUBELLA CASES PHILIPPINES, JANUARY 1 - JUNE 17, 2017 (n=236)					
REGION	PROVINCE	MUNCITY	BARANGAY	NO. OF CASES as of MW1-23	NO. OF NEW CASES (MW24)
NCR	METRO MANILA	CALOOCAN CITY	BARANGAY 170	1	0
			BARANGAY 179	1	0
		MAKATI CITY	PITOGO	1	0
		MALABON CITY	TONSUYA	1	0
		MANDALUYONG CITY	PAG-ASA	1	0
		MANILA CITY	BARANGAY 399	1	0
			BINONDO	1	0
			BRGY. 33	1	0
			HABITAT BASECO	0	1
			OLD SITE BASECO	1	0
			PACO	1	0
			SAMPALOC	1	0
			SANTA CRUZ	1	0
			BARRIO BANANA	1	0
			PARAÑAQUE CITY	DON GALO	1
		SAN DIONISIO		1	0
		PASAY CITY	BRGY. 145	1	0
		QUEZON CITY	MARIANA	1	0
			PAYATAS	1	0
			PROJECT 4	2	0
		SAN JUAN CITY	ONSE	2	0
			WEST CRAME	3	0
NIR	NEGROS OCCIDENTAL	ENRIQUE B. MAGALONA	POBLACION II (BARANGAY 2)	1	0
		VALLADOLID	DOLDOL	1	0
PHILIPPINES				229	7