



## Trend in the Philippines

Since 2013, there has been a gradual but continuous decrease of reported NT cases in the Philippines (Figure 1). From January 1 to November 4, 2017 alone, there are **58** clinically confirmed NT cases nationwide. This is **26.58%** lower compared to the same time period last year (**79 cases**).

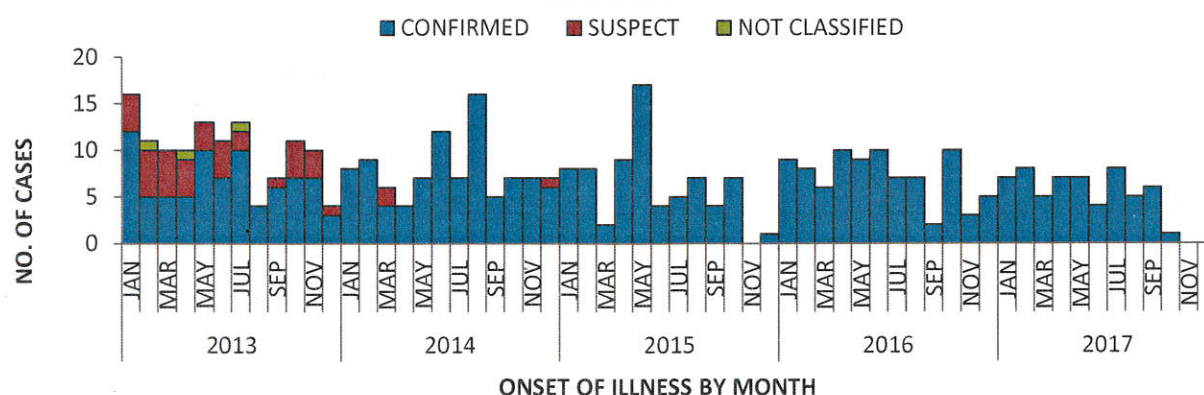
## Geographic Distribution

Clinically confirmed Neonatal Tetanus cases were variably distributed among regions, with ARMM reporting the most number of cases (Figures 2). Furthermore, NT rates in provinces with reported cases remain at the target rate of <1/1,000 livebirths (Annex A).

## Profile of Cases

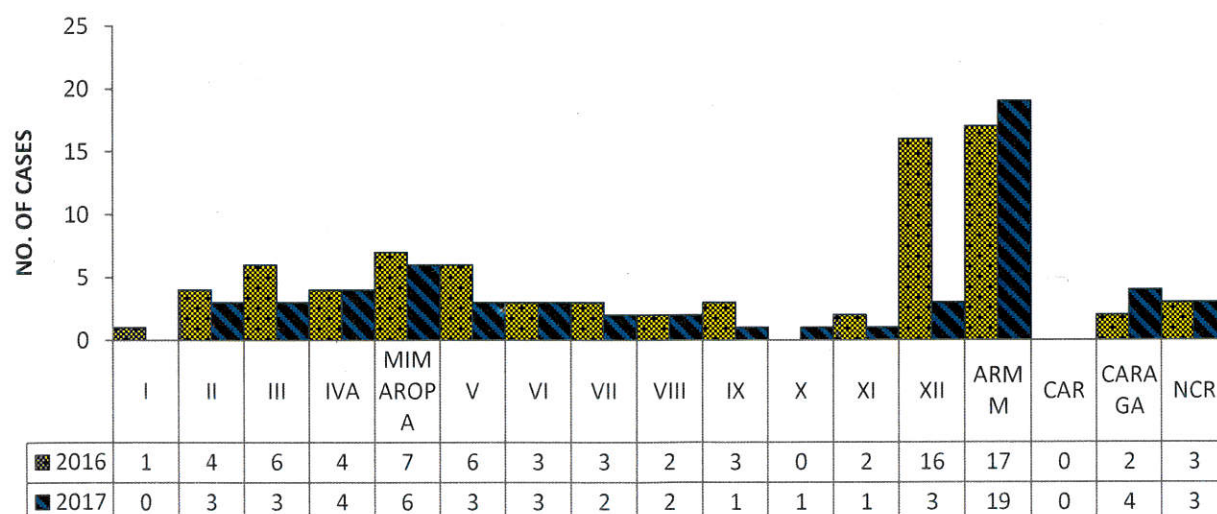
Thirty seven cases (63.79%) were male. Majority of the cases are from the **3 to 7 days old** age group (42, 72.41%) (Figure 3). Larger part (32, 55.17%) of the immunization status of the mother of clinically confirmed NT cases have **zero (0) dose of Tetanus Toxoid vaccine** (Figure 4).

Fig. 1 Trends of Neonatal Tetanus Cases, Philippines, 2013-2017\*



\*data as of November 4, 2017

Fig. 2 Clinically Confirmed Neonatal Tetanus Cases by Region, 2016 VS 2017, Philippines, as of November 4, 2017 (N=58)





## Neonatal Tetanus Cases

Epidemiology Bureau  
Public Health Surveillance Division

January 1 – November 4, 2017

Fig. 3 Clinically Confirmed Neonatal Tetanus Cases by Age Group and Sex, Philippines, as of November 4, 2017 (N=58)

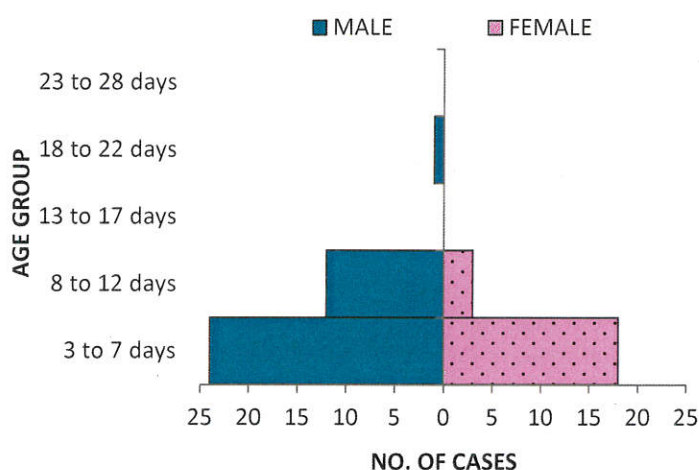
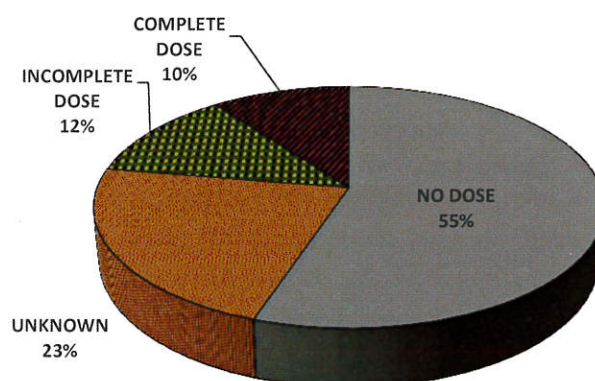


Fig. 4 Immunization Status of Mother of Clinically Confirmed Neonatal Tetanus Cases, Philippines, as of November 4, 2017 (N=58)



### Delivery Practices of Clinically Confirmed Neonatal Tetanus Cases

In terms of delivery practices, 2 NT case was delivered in a hospital (3.45%) while the rest were delivered at home (96.55%). Majority were attended by a hilot (41, 70.69%). Most common cord cutting tools used was blade (19, 32.76%). Umbilical stump treatment of majority of the NT cases was not known (25, 43.10%). See Figures 5-8.

LEGEND : \* Lay Person: father, grandmother, husband, mother, mother in law, neighbor, self & sister in law

Fig. 5 Place of Delivery of Clinically Confirmed Neonatal Tetanus Cases, Philippines, as of November 4, 2017 (N=58)

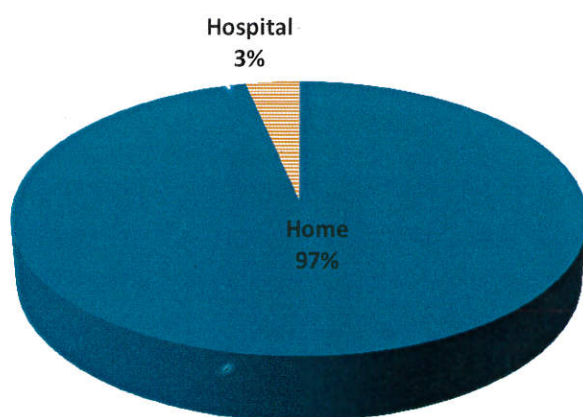
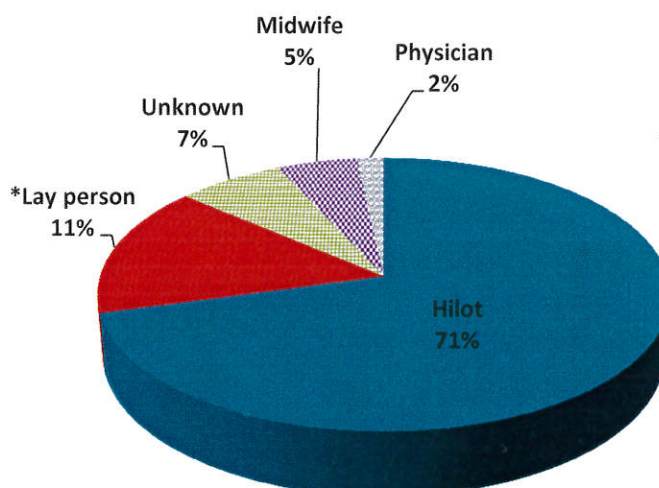


Fig. 6 Delivery Attendant of Clinically Confirmed Neonatal Tetanus Cases, Philippines, as of November 4, 2017 (N=58)







## Neonatal Tetanus Cases

Epidemiology Bureau  
 Public Health Surveillance Division

January 1 – November 4, 2017

Fig. 7 Cord Cutting Tool Used among Clinically Confirmed Neonatal Tetanus Cases, Philippines, as of November 4, 2017 (N=58)

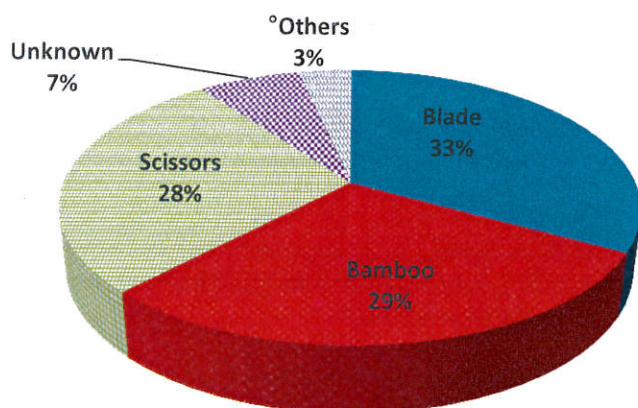
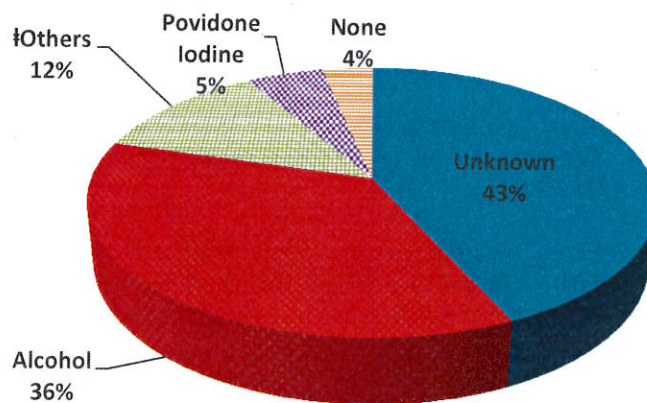


Fig. 8 Stump Treatment Used of Clinically Confirmed Neonatal Tetanus Cases, Philippines, as of November 4, 2017 (N=58)



LEGEND : °Others: palm frond

†Others: ash, hot water, merthiolate and powder

Table 1. Clinically Confirmed Neonatal Tetanus Cases and Fatality Rate by Region, Philippines, as of November 4, 2017 (N=58)

Region	Clinically Confirmed Neonatal Tetanus Cases						
	Cases			Deaths			
	2017	2016	% Change	2017	CFR %	2016	CFR %
I	0	1	↓ -100.00	0	0.00	1	100.00
II	3	4	↓ -25.00	3	100.00	3	75.00
III	3	6	↓ -50.00	2	66.67	3	50.00
IVA	4	4	⇒ 0.00	2	50.00	4	100.00
MIMAROPA	6	7	↓ -14.29	3	50.00	5	71.43
V	3	6	↓ -50.00	3	100.00	5	83.33
VI	3	3	⇒ 0.00	2	66.67	3	100.00
VII	2	3	↓ -33.33	2	100.00	3	100.00
VIII	2	2	⇒ 0.00	2	100.00	2	100.00
IX	1	3	↓ -66.67	1	100.00	2	66.67
X	1	0	↑ 100.00	0	0.00	0	0.00
XI	1	2	↓ -50.00	0	0.00	2	100.00
XII	3	16	↓ -81.25	3	100.00	10	62.50
ARMM	19	17	↑ 11.76	11	57.89	7	41.18
CAR	0	0	⇒ 0.00	0	0.00	0	0.00
CARAGA	4	2	↑ 100.00	3	75.00	2	100.00
NCR	3	3	⇒ 0.00	2	66.67	3	100.00
PHILIPPINES	58	79	↓ -26.58	39	67.24	55	69.62



### Neonatal Tetanus Elimination in the Philippines

NT elimination is defined as the achievement of <1 NT case per 1,000 live births (LB) in every province/city of every country. This is operationally defined by an algorithm assessing four major indicators: reported incidence of NT, the reliability of NT surveillance (quality NT surveillance indicators), the proportion of women with at least two doses of tetanus toxoid (TT2+) and the estimated clean delivery rate.

In 2013, a new Neonatal Tetanus case definition and classification was introduced retaining only Clinically Confirmed NT. These may be observed in Figure 1 which depicts a decrease in the reported suspect NT cases overtime from 2013.

In 2015, 16 out of the 17 regions in the Philippines have been certified to eliminate NT. This was after an external validation of the UNICEF and WHO conducted in February 2015 in partnership with the Department of Health. Efforts are now being made for ARMM to meet WHO requirements and be NT free as well.

In 2016, 4 high risk areas in ARMM were identified. Tetanus diphtheria-oral polio vaccine (Td-OPV) supplemental immunization activity (SIA) was one of the strategies where in all women from 15 to 40 years old irrespective of their prior TT immunization status and children less than 5 years old were target for 2 doses of OPV irrespective of their previous immunization status. Round 2 of SIA was completed and agreements to improve maternal and child programs was made.

### Standard Case Definition


- **Clinically Confirmed Neonatal Tetanus**

- Any neonate ( $\leq 28$  days of life) that sucks and cries normally during the first 2 days of life, and becomes ill between 3 to 28 days of age and develops both an inability to suck and diffuse muscle rigidity (stiffness) and spasms (jerking of the muscles), which may include trismus, clenched fists or feet, continuously pursed lips, and/or curved back (opisthotonus);

OR


- A neonate between 3 to 28 days of life, diagnosed as a case of tetanus by a physician.


#### Editorial Board

  
IRMA L. ASUNCION, MD, MHA, CESO IV  
Director IV, Epidemiology Bureau

  
GENESIS MAY J. SAMONTE, MD, MSc, PHSAE  
OIC-Division Chief, PHSD

  
MARIEL A. DEJESA, MD, MPM  
Medical Officer IV, PHSD

  
JUNE CANTATA B. CORPUZ, RN  
Nurse III, PIDS National Coordinator

  
JEZZA JONAH D. CRUCENA, RN  
Nurse III, VPDS National Coordinator





## Neonatal Tetanus Cases

Epidemiology Bureau  
 Public Health Surveillance Division

January 1 – November 4, 2017

### ANNEX A. Reported Neonatal Tetanus Cases by Rate

REGION	PROVINCE	DIED	CASES	NTRATE
II	CAGAYAN	2	2	0.00
	ISABELA	1	1	0.00
III	AURORA	1	1	0.01
	NUEVA ECUIA	1	2	0.00
IVA	CAVITE	0	1	0.00
	LAGUNA	1	1	0.00
	RIZAL	1	2	0.00
MIMAROPA	OCCIDENTAL MINDORO	3	5	0.03
	PALAWAN	0	1	0.00
V	CAMARINES NORTE	1	1	0.00
	CAMARINES SUR	2	2	0.00
VI	CAPIZ	1	1	0.00
	NEGROS OCCIDENTAL	1	2	0.00
VII	NEGROS ORIENTAL	2	2	0.00
VIII	EASTERN SAMAR	1	1	0.01
	NORTHERN SAMAR	1	1	0.00
IX	ZAMBOANGA DEL NORTE	1	1	0.00
X	BUKIDNON	0	1	0.00
XI	DAVAO ORIENTAL	0	1	0.00
XII	NORTH COTABATO	3	3	0.01
ARMM	LANAO DEL SUR	0	1	0.00
	MAGUINDANAO	11	18	0.04
CARAGA	AGUSAN DEL NORTE	1	1	0.00
	AGUSAN DEL SUR	2	2	0.01
	SURIGAO DEL NORTE	0	1	0.01
NCR	METRO MANILA	2	3	0.00
<b>PHILIPPINES</b>		<b>39</b>	<b>58</b>	<b>0.00</b>

