



January 1 – May 13, 2017

Epidemiology Bureau
Public Health Surveillance Division

TABLE 1. SUMMARY OF CASES

| VPD | 2017 | | 2016 | | % Change Reported | % Change Confirmed |
|-----------|----------|-----------|----------|-----------|-------------------|--------------------|
| | Reported | Confirmed | Reported | Confirmed | | |
| Pertussis | 88 | 16 | 138 | 19 | ↓ -36.23 | ↓ -15.79 |

PERTUSSIS CASES

A total of 88 pertussis cases were reported nationwide from January 1 to May 13, 2017. This is **36.23% lower** than last year (138 cases). Among the reported cases of pertussis, 16 (18.18%) cases were confirmed and 72 (81.82%) were suspect. Figure 1 presents the trend of pertussis cases by case classification and morbidity week.

Most of the reported cases were from the following regions: **Region IV-A** with 25 cases (28.41%), **NCR** with 20 cases (22.73%), **Region XI** with 17 cases (19.32%) as presented in Figure 2.

FIGURE 1. REPORTED PERTUSSIS CASES BY CASE CLASSIFICATION AND MORBIDITY WEEK, PHILIPPINES, JANUARY 1 – MAY 13, 2017 (N=88)

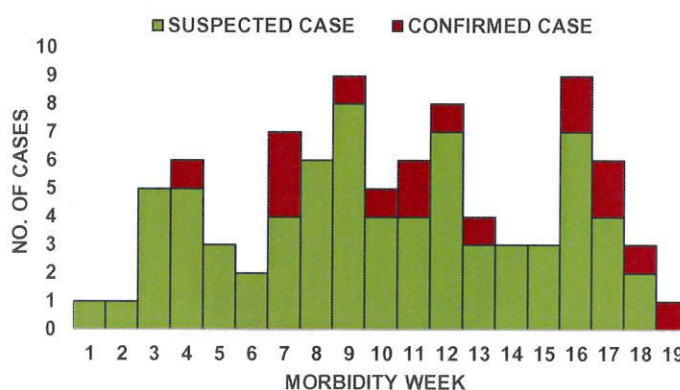


FIGURE 3. REPORTED PERTUSSIS CASES BY SEX, PHILIPPINES, JANUARY 1 – MAY 13, 2017 (N=88)

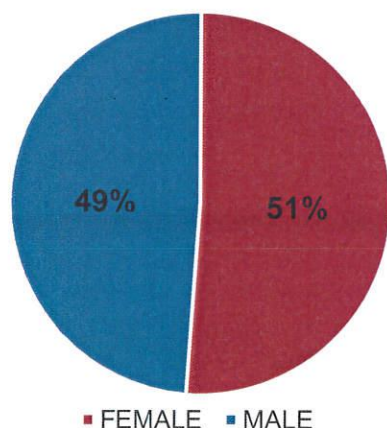


FIGURE 2. REPORTED PERTUSSIS CASES BY CASE CLASSIFICATION AND REGION, PHILIPPINES, JANUARY 1 – MAY 13, 2017 (N=88)

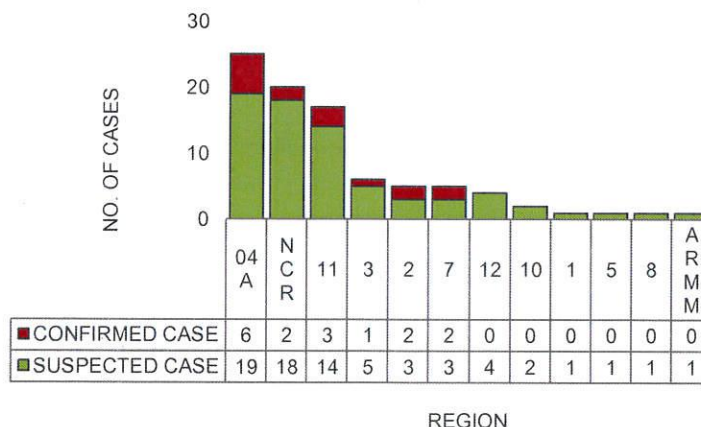
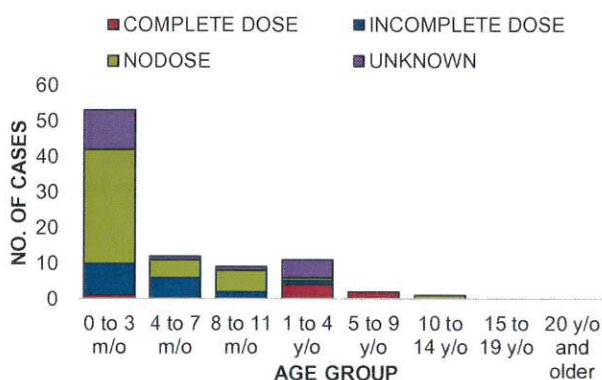


FIGURE 4. VACCINATION STATUS OF REPORTED PERTUSSIS CASES BY AGE GROUP, PHILIPPINES, JANUARY 1 – MAY 13, 2017 (N=88)



see Annex A for case distribution by barangay

TABLE 2. DEATHS AMONG REPORTED PERTUSSIS CASES BY REGION AND CASE CLASSIFICATION, PHILIPPINES, JANUARY 1 – MAY 13, 2017 (n=5)

| REGION | DEATHS | | |
|--------------------|----------------|--------------|----------|
| | CONFIRMED CASE | SUSPECT CASE | Total |
| 3 | 0 | 1 | 1 |
| 4A | 1 | 2 | 3 |
| NCR | 0 | 1 | 1 |
| PHILIPPINES | 1 | 4 | 5 |



January 1 – May 13, 2017

Epidemiology Bureau
Public Health Surveillance Division

Forty five (51%) out of the 88 reported pertussis were female (Figure 3). Majority of the reported pertussis cases belonged to 0 to 3 months old age group (53, 60.23%). More than half (45, 51.14%) of the cases did not receive any DPT dose. Eighteen (20.45%) cases have incomplete dose of DPT and another 18 (20.45%) cases have unknown immunization status as shown in Figure 4. In Table 2, there was 1 death among laboratory confirmed pertussis cases and 4 deaths among suspected pertussis cases.

FIGURE 5. CONFIRMED PERTUSSIS CASES BY SEX, PHILIPPINES, JANUARY 1 – MAY 13, 2017 (n=16)

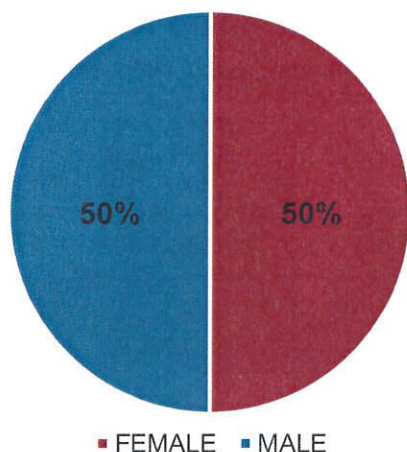
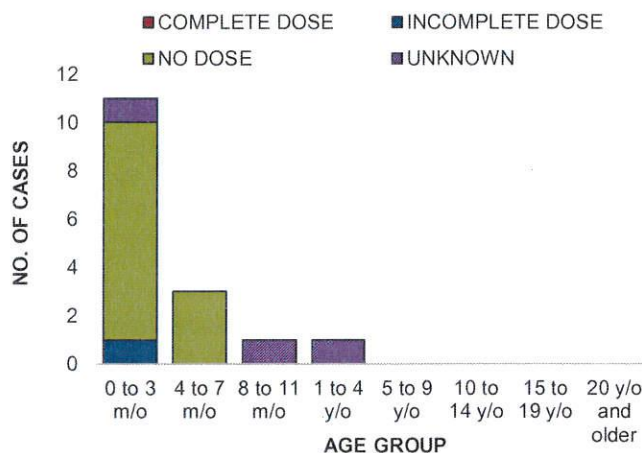


FIGURE 6. VACCINATION STATUS OF CONFIRMED PERTUSSIS CASES BY AGE GROUP, PHILIPPINES, JANUARY 1 – MAY 13, 2017 (n=16)



There is an equal sex distribution among confirmed pertussis cases (Figure 5). Majority of the confirmed pertussis cases belonged to 0 to 3 months old age group (11, 68.75%). Twelve (75%) cases did not receive any dose of DPT while 3 (18.75%) cases have unknown immunization status as shown in Figure 6.

PERTUSSIS CLUSTERS

No pertussis clusters identified.

Editorial Board

IRMA L. ASUNCION, MD, MHA, CESO IV
Director IV, Epidemiology Bureau

GENESIS MAY J. SAMONTE, MD, MSc, PHSAE
OIC-Division Chief, PHSD

MARIEL A. DEJESA, MD, MPM
Medical Officer IV, PHSD

JUNE CANTATA B. CORPUZ, RN
Nurse III, PIDSR National Coordinator

JEZA JONAH D. CRUCENA, RN
Nurse III, VPDS National Coordinator

ALLAN P. IGNACIO
Statistician II, PHSD



January 1 – May 13, 2017

Epidemiology Bureau
Public Health Surveillance Division

ANNEX A. REPORTED PERTUSSIS CASES BY BARANGAY

| REPORTED PERTUSSIS CASES PHILIPPINES, JANUARY 1 - MAY 13, 2017 (N=88) | | | | | |
|--|-------------|----------------------|----------------------------|----------------------------|-------------------------|
| REGION | PROVINCE | MUNCITY | BARANGAY | NO. OF CASES as of MW 1-18 | NO. OF NEW CASES (MW19) |
| 01 | PANGASINAN | DAGUPAN CITY | PUGARO SUIT | 1 | 0 |
| 02 | CAGAYAN | BAGGAO | AGAMAN NORTE | 2 | 0 |
| | | | UNSPECIFIED | 1 | 0 |
| | | TUGUEGARAO CITY | PENGUE (PENGUE-RUYU) | 1 | 0 |
| | | | UNSPECIFIED | 1 | 0 |
| 03 | NUEVA ECIJA | SAN JOSE CITY | SIBUT | 1 | 0 |
| | PAMPANGA | CANDABA | DALAYAP | 1 | 0 |
| | | GUAGUA | SAN RAFAEL (DUCK ISLAND) | 1 | 0 |
| | | MABALACAT | MABIGA | 1 | 0 |
| | TARLAC | BAMBAN | SAN NICOLAS (POB.) | 0 | 1 |
| | ZAMBALES | SAN ANTONIO | BURGOS (POB.) | 1 | 0 |
| 04A | BATANGAS | IBAAN | TULAY | 1 | 0 |
| | | LIPA CITY | PUSIL | 1 | 0 |
| | CAVITE | BACOR | MOLINO IV | 1 | 0 |
| | | DASMARIÑAS | LANGKAAN I | 0 | 1 |
| | | GEN. MARIANO ALVAREZ | BARANGAY 2 POBLACION | 0 | 1 |
| | | | GAVINO MADERAN | 1 | 0 |
| | | MAGALLANES | BENDITA I | 1 | 0 |
| | | | URDANETA | 1 | 0 |
| | | MENDEZ | ASIS I | 1 | 0 |
| | | | ASIS III | 1 | 0 |
| | | TANZA | PARADAHAN I | 0 | 1 |
| | | TRECE MARTIRES CITY | CABUCO | 1 | 0 |
| | LAGUNA | CABUYAO | MAMATID | 1 | 0 |
| | | SAN PEDRO | MAGSAYSAY | 0 | 1 |
| | | SANTA ROSA | APLAYA | 1 | 0 |
| | QUEZON | LUCENA CITY | BARANGAY 8 (POB.) | 1 | 0 |
| | | | ILAYANG IYAM | 1 | 0 |
| | | MULANAY | BARANGAY 4 (POB.) | 1 | 0 |
| | | PAGBILAO | BARANGAY 1 CASTILLO (POB.) | 1 | 0 |
| | | TIAONG | LALIG | 1 | 0 |
| | RIZAL | ANTIPOLO CITY | SAN JOSE (POB.) | 1 | 0 |
| | | | SAN ROQUE (POB.) | 1 | 0 |
| | | CAINTA | SAN ISIDRO | 0 | 1 |
| | | | SANTA ROSA | 1 | 0 |
| | | SAN MATEO | SILANGAN | 1 | 0 |



January 1 – May 13, 2017

Epidemiology Bureau
Public Health Surveillance Division

ANNEX A. REPORTED PERTUSSIS CASES BY BARANGAY, continuation

| REPORTED PERTUSSIS CASES PHILIPPINES, JANUARY 1 - MAY 13, 2017 (N=88) | | | | | |
|--|-----------------|-------------------|-----------------------|----------------------------|-------------------------|
| REGION | PROVINCE | MUNCITY | BARANGAY | NO. OF CASES as of MW 1-18 | NO. OF NEW CASES (MW19) |
| 05 | MASBATE | MILAGROS | MOISES R. ESPINOSA | 1 | 0 |
| 07 | CEBU | CEBU CITY | MAMBALING | 1 | 0 |
| | | DUMANJUG | PAWA | 1 | 0 |
| | | MANDAUE CITY | MAGUIKAY | 0 | 1 |
| | | SAN FRANCISCO | CONSUELO | 1 | 0 |
| | | TALISAY CITY | SAN ROQUE | 1 | 0 |
| 08 | LEYTE | TACLOBAN CITY | BARANGAY 74 | 1 | 0 |
| 10 | BUKIDNON | LIBONA | SAN JOSE | 0 | 1 |
| | LANAO DEL NORTE | ILIGAN CITY | TUBOD | 1 | 0 |
| 11 | DAVAO DEL NORTE | CARMEN | SANTO NIÑO | 1 | 0 |
| | | TALAINGOD | DAGOHOY | 0 | 1 |
| | DAVAO DEL SUR | DAVAO CITY | BARANGAY 2-A (POB.) | 1 | 0 |
| | | | BARANGAY 20-B (POB.) | 1 | 0 |
| | | | BARANGAY 23-C (POB.) | 1 | 0 |
| | | | BUCANA | 1 | 0 |
| | | | BUHANGIN (POB.) | 1 | 0 |
| | | | COMMUNAL | 1 | 0 |
| | | | DACUDAO | 1 | 0 |
| | | | SASA | 4 | 0 |
| | | PADADA | ALMENDRAS (POB.) | 1 | 0 |
| | DAVAO ORIENTAL | GOVERNOR GENEROSO | PUNDAGUITAN | 1 | 0 |
| | | | TIBANBAN | 1 | 0 |
| | | LUPON | DON MARIANO MARCOS | 1 | 0 |
| 12 | NORTH COTABATO | M'LANG | BAGONTAPAY | 1 | 0 |
| | SOUTH COTABATO | NORALA | POBLACION | 1 | 0 |
| | | TANTANGAN | POBLACION | 1 | 0 |
| | SULTAN KUDARAT | COLUMBIO | POBLACION | 1 | 0 |
| ARMM | LANAO DEL SUR | BAYANG | CADINGILAN OCCIDENTAL | 1 | 0 |
| NCR | METRO MANILA | CALOOCAN CITY | BARANGAY 96 | 1 | 0 |
| | | | BARANGAY 161 | 1 | 0 |
| | | | BARANGAY 164 | 1 | 0 |
| | | | BARANGAY 178 | 1 | 0 |
| | | MANDALUYONG CITY | ADDITION HILLS | 1 | 0 |
| | | MANILA | BARANGAY 773 | 1 | 0 |
| | | | UNSPECIFIED | 1 | 0 |

Case counts reported here do NOT represent the final number and are subject to change after inclusion of delayed reports and review of cases.



January 1 – May 13, 2017

Epidemiology Bureau
 Public Health Surveillance Division

ANNEX A. REPORTED PERTUSSIS CASES BY BARANGAY, *continuation*

| REPORTED PERTUSSIS CASES PHILIPPINES, JANUARY 1 - MAY 13, 2017 (N=88) | | | | | |
|--|--------------|-------------|------------------------|----------------------------|-------------------------|
| REGION | PROVINCE | MUNCITY | BARANGAY | NO. OF CASES as of MW 1-18 | NO. OF NEW CASES (MW19) |
| NCR | METRO MANILA | NAVOTAS | NORTH BAY BLVD., SOUTH | 1 | 0 |
| | | | SAN ROQUE | 1 | 0 |
| | | QUEZON CITY | BAESA | 0 | 1 |
| | | | BATASAN HILLS | 1 | 0 |
| | | | MARILAG | 1 | 0 |
| | | | NORTH FAIRVIEW | 1 | 0 |
| | | | OBRERO | 1 | 0 |
| | | | OLD BALARA | 1 | 0 |
| | | | PASONG TAMO | 1 | 0 |
| | | | PAYATAS B | 1 | 0 |
| | | | SAN ROQUE | 1 | 0 |
| | | | SAUYO | 0 | 1 |
| | | | TATALON | 1 | 0 |
| | | | PHILIPPINES | | |

