



January 1 – June 3, 2017

Epidemiology Bureau
Public Health Surveillance Division

TRENDS IN THE PHILIPPINES

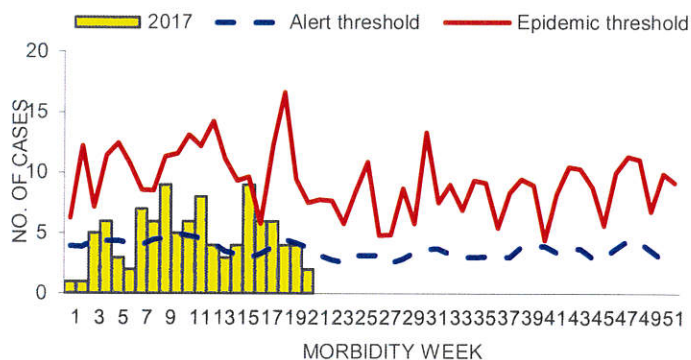
A total of **101** pertussis cases were reported nationwide from January 1 –June 3, 2017. This is **34% lower** than the same period last year (152 cases). Figure 1 shows the distribution of the reported pertussis cases in the country by morbidity week.

GEOGRAPHIC DISTRIBUTION

The number of pertussis cases varies by region. Figure 2 shows the distribution of reported pertussis cases by region in comparison to the same time period last year.

Table 1 indicates the reported pertussis cases by region in the Philippines. Twenty one (21%) cases were confirmed out of 101 cases. Among the reported cases, 5 cases have died with a CFR of 4.95%. Majority of the reported pertussis cases came from Regions 4A (30%), NCR (24%) and 11 (17%).

Fig. 1 Alert and Epidemic Thresholds and Reported Pertussis Cases by Morbidity Week, Philippines, as of June 3, 2017 (N=101)



No new cluster ⁽¹⁾ of diphtheria cases identified within the past 4 Morbidity Weeks.

⁽¹⁾Cluster Definiton: 2 or more pertussis cases from the same barangay, reported within 4 consecutive weeks.

Fig. 2 Reported Pertussis Cases by Region, Philippines, as of June 3, 2017 (N=101)

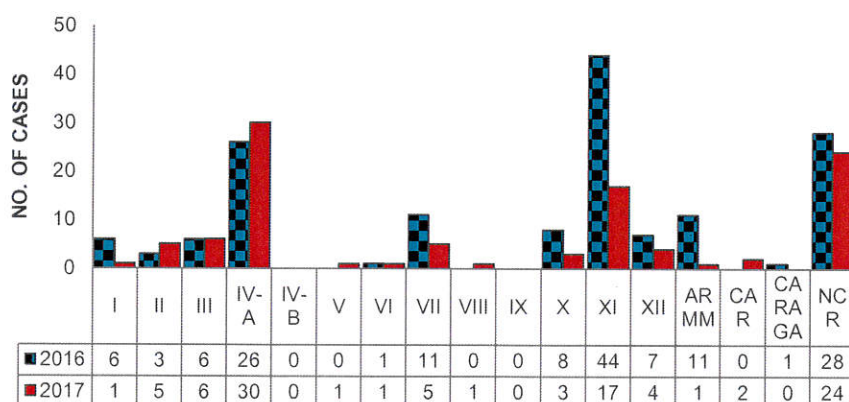


Table 1. Reported Pertussis Cases by Region, Philippines, as of June 3, 2017 (N=101)

REGION	Case Classification			Reported Cases	Died	CFR %
	Confirmed Cases	Probable Cases	Suspected Case			
I	0	0	1	1	0	0.00
II	2	0	3	5	0	0.00
III	1	0	5	6	1	16.67
IV-A	7	0	23	30	3	10.00
IV-B	0	0	0	0	0	0.00
V	0	0	1	1	0	0.00
VI	1	0	0	1	0	0.00
VII	2	0	3	5	0	0.00
VIII	0	0	1	1	0	0.00
IX	0	0	0	0	0	0.00
X	0	0	3	3	0	0.00
XI	3	0	14	17	0	0.00
XII	0	0	4	4	0	0.00
ARMM	0	0	1	1	0	0.00
CAR	1	0	1	2	0	0.00
CARAGA	0	0	0	0	0	0.00
NCR	4	0	20	24	1	4.17
PHL	21	0	80	101	5	4.95



January 1 – June 3, 2017

Epidemiology Bureau
Public Health Surveillance Division

PROFILE OF CASES

As shown in figure 3, there are **49 males and 52 females**. Most (60%) of them belonged to the **0 to 3 months old age group**. Fifty one (50%) cases were not administered with any dose of DPT/pentavalent vaccine (Figure 4). Five (5%) cases of pertussis have died (Figure 5).

Fig. 3 Reported Pertussis Cases by Age Group and Sex, Philippines, as of June 3, 2017 (N=101)

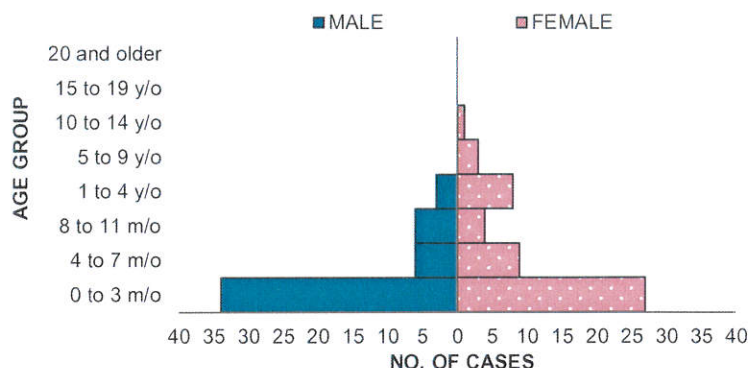


Fig. 4 Reported Pertussis Cases by DPT Doses and Age Group, Philippines, as of June 3, 2017 (N=101)

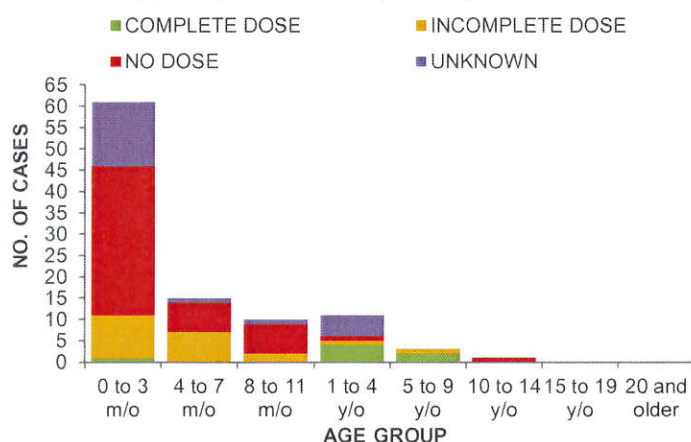
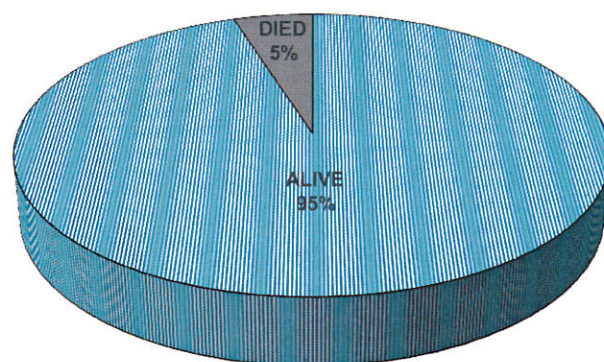


Fig. 5 Reported Pertussis Cases by Outcome, Philippines, as of June 3, 2017 (N=101)



Standard Case Definition of Pertussis

• Clinical Case:

- A person with a cough lasting at least 2 weeks with at least one of the following:
 - paroxysms (i.e. fits) of coughing
 - inspiratory "whooping"
 - post-tussive vomiting (i.e. vomiting immediately after coughing)
 - without other apparent cause

Case classification

• Clinically-confirmed case:

- A case that meets the clinical case definition but is not laboratory confirmed.

• Probable case:

- Meets the clinical case definition, is not laboratory confirmed, and is not epidemiologically linked to a laboratory confirmed case.

• Laboratory-confirmed case:

- A case of acute cough illness of any duration with a positive culture for *B. pertussis*; OR
- A case that meets the clinical case definition and is confirmed by PCR; OR
- A case that meets the clinical definition and is epidemiologically linked directly to a case confirmed by either culture or PCR.



January 1 – June 3, 2017

Epidemiology Bureau
Public Health Surveillance Division



Editorial Board



IRMA L. ASUNCION, MD, MHA, CESO IV
Director IV, *Epidemiology Bureau*


GENESIS MAY J. SAMONTE, MD, MSc, PHSAE
OIC-Division Chief, *PHSD*


MARIEL A. DEJESA, MD, MPM
Medical Officer IV, *PHSD*


JUNE CANTATA B. CORPUZ, RN
Nurse III, *PIDSR National Coordinator*


JEZZA JONAH D. CRUCENA, RN
Nurse III, *VPDS National Coordinator* 


ALLAN P. IGNACIO
Statistician II, *PHSD*



January 1 – June 3, 2017

Epidemiology Bureau
Public Health Surveillance Division

ANNEX A. REPORTED PERTUSSIS CASES BY CASE CLASSIFICATION AND BARANGAY

REPORTED PERTUSSIS CASES PHILIPPINES, JANUARY 1 - JUNE 3, 2017 (N=101)						
REGION	PROVINCE	MUNCITY	BARANGAY	CONFIRMED CASES	SUSPECTED CASES	NO. OF CASES
01	PANGASINAN	DAGUPAN CITY	PUGARO SUIT	0	1	1
02	CAGAYAN	BAGGAO	AGAMAN NORTE	0	1	1
		TUGUEGARAO CITY	PENGUE (PENGUE-RUYU)	0	1	1
			UNSPECIFIED	0	1	1
03	NUEVA ECIJA	SAN JOSE CITY	SIBUT	0	1	1
	PAMPANGA	CANDABA	DALAYAP	0	1	1
		GUAGUA	SAN RAFAEL (DUCK ISLAND)	0	1	1
		MABALACAT	MABIGA	0	1	1
	TARLAC	BAMBAN	SAN NICOLAS (POB.)	0	1	1
	ZAMBALES	SAN ANTONIO	BURGOS (POB.)	0	1	1
04A	BATANGAS	IBAAN	TULAY	0	1	1
		LIPA CITY	PUSIL	0	1	1
	CAVITE	BACOR	MOLINO IV	0	1	1
		DASMARIÑAS	LANGKAAN I	0	1	1
		GEN. MARIANO ALVAREZ	BARANGAY 2 POBLACION	0	1	1
			GAVINO MADERAN	0	1	1
		MAGALLANES	BENDITA I	0	1	1
			URDANETA	0	1	1
		MENDEZ	ASIS I	0	1	1
			ASIS III	0	1	1
		SILANG	BILUSO	0	1	1
		TANZA	PARADAHAN I	0	1	1
		TRECE MARTIRES CITY	CABUCO	0	1	1
	LAGUNA	CABUYAO	MAMATID	0	1	1
		SAN PEDRO	MAGSAYSAY	0	1	1
		SANTA ROSA	APLAYA	0	1	1
	QUEZON	LUCENA CITY	BARANGAY 8 (POB.)	0	1	1
			ILAYANG IYAM	0	1	1
			MAYAO KANLURAN	0	1	1
		MULANAY	BARANGAY 4 (POB.)	0	1	1



January 1 – June 3, 2017

Epidemiology Bureau
 Public Health Surveillance Division

ANNEX A. REPORTED PERTUSSIS CASES BY CASE CLASSIFICATION AND BARANGAY, *continuation*

REPORTED PERTUSSIS CASES PHILIPPINES, JANUARY 1 - JUNE 3, 2017 (N=101)						
REGION	PROVINCE	MUNCITY	BARANGAY	CONFIRMED CASES	SUSPECTED CASES	NO. OF CASES
04A	QUEZON	PAGBILAO	BARANGAY 1 CASTILLO (POB.)	0	1	1
			IKIRIN	0	1	1
		SAN NARCISO	WHITE CLIFF	0	1	1
		SARIAYA	MAMALA II	0	1	1
		TIAONG	LALIG	0	1	1
	RIZAL	ANTIPOLO CITY	SAN JOSE (POB.)	0	1	1
			SAN ROQUE (POB.)	0	1	1
		CAINTA	SAN ISIDRO	0	1	1
			SANTA ROSA	0	1	1
		SAN MATEO	SILANGAN	0	1	1
05	MASBATE	MILAGROS	MOISES R. ESPINOSA	0	1	1
06	NEGROS OCCIDENTAL	BACOLOD CITY	VILLAMONTE	0	1	1
07	CEBU	CEBU CITY	MAMBALING	0	1	1
		DUMANJUG	PAWA	0	1	1
		MANDAUE CITY	MAGUIKAY	0	1	1
		SAN FRANCISCO	CONSUELO	0	1	1
		TALISAY CITY	SAN ROQUE	0	1	1
08	LEYTE	TACLOBAN CITY	BARANGAY 74	0	1	1
10	BUKIDNON	KALILANGAN	MALINAO	0	1	1
		LIBONA	SAN JOSE	0	1	1
	LANAO DEL NORTE	ILIGAN CITY	TUBOD	0	1	1
11	DAVAO DEL NORTE	CARMEN	SANTO NIÑO	0	1	1
		TALAINGOD	DAGOHOY	0	1	1
	DAVAO DEL SUR	DAVAO CITY	BARANGAY 2-A (POB.)	0	1	1
			BARANGAY 20-B (POB.)	0	1	1
			BARANGAY 23-C (POB.)	0	1	1
			BUCANA	0	1	1
			BUHANGIN (POB.)	0	1	1
			COMMUNAL	0	1	1
			DACUDAO	0	1	1
			SASA	0	1	1
		PADADA	ALMENDRAS (POB.)	0	1	1
	DAVAO ORIENTAL	GOVERNOR GENEROSO	PUNDAGUITAN	0	1	1
			TIBANBAN	0	1	1
		LUPON	DON MARIANO MARCOS	0	1	1



January 1 – June 3, 2017

Epidemiology Bureau
 Public Health Surveillance Division

ANNEX A. REPORTED PERTUSSIS CASES BY CASE CLASSIFICATION AND BARANGAY, *continuation*

REPORTED PERTUSSIS CASES PHILIPPINES, JANUARY 1 - JUNE 3, 2017 (N=101)						
REGION	PROVINCE	MUNCITY	BARANGAY	CONFIRMED CASES	SUSPECTED CASES	NO. OF CASES
12	NORTH COTABATO	M'LANG	BAGONTAPAY	0	1	1
	SOUTH COTABATO	NORALA	POBLACION	0	1	1
		TANTANGAN	POBLACION	0	1	1
	SULTAN KUDARAT	COLUMBIO	POBLACION	0	1	1
ARMM	LANAO DEL SUR	BAYANG	CADINGILAN OCCIDENTAL	0	1	1
CAR	BENGUET	LA TRINIDAD	LUBAS	0	1	1
			TAWANG	0	1	1
NCR	METRO MANILA	CALOOCAN CITY	BARANGAY 65	0	1	1
			BARANGAY 96	0	1	1
			BARANGAY 161	0	1	1
			BARANGAY 164	0	1	1
			BARANGAY 178	0	1	1
		MAKATI CITY	COMEMBO	0	1	1
		MANDALUYONG CITY	ADDITION HILLS	0	1	1
		MANILA	BARANGAY 669	0	1	1
			BARANGAY 773	0	1	1
		NAVOTAS	NORTH BAY BLVD., SOUTH	0	1	1
			SAN ROQUE	0	1	1
		PARAÑAQUE CITY	SAN DIONISIO	0	1	1
		PASIG CITY	BAGONG ILOG	0	1	1
		QUEZON CITY	BAESA	0	1	1
			BATASAN HILLS	0	1	1
			MARILAG	0	1	1
			NORTH FAIRVIEW	0	1	1
			OBRERO	0	1	1
			OLD BALARA	0	1	1
			PASONG TAMO	0	1	1
			PAYATAS B	0	1	1
			SAN ROQUE	0	1	1
			SAUYO	0	1	1
			TATALON	0	1	1
PHILIPPINES				21	80	101