



January 1 – February 4, 2017

Epidemiology Bureau
Public Health Surveillance Division

TRENDS IN THE PHILIPPINES

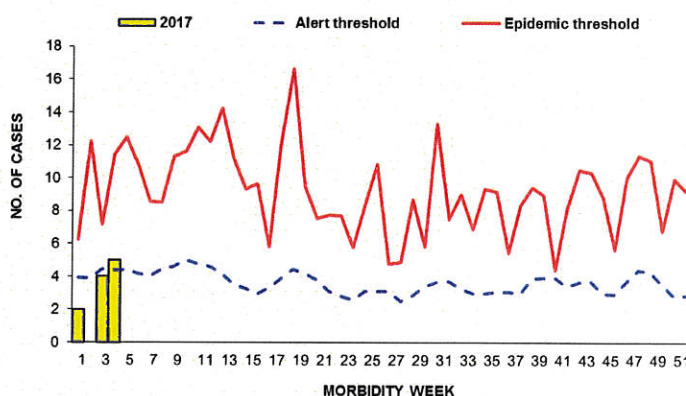
A total of **11** pertussis cases were reported nationwide from January 1 – February 4, 2017. This is **56% lower** than the same period last year (25 cases). Figure 1 shows the distribution of the reported pertussis cases in the country by morbidity week. There were no reported deaths.

GEOGRAPHIC DISTRIBUTION

The number of pertussis cases varies by region. Figure 2 shows the distribution of reported pertussis cases by region in comparison to the same time period last year. Majority of the cases came from Region 4A (6 cases).

Table 1 indicates the reported pertussis cases by region in the Philippines and all were suspected cases. Majority of the reported pertussis cases came from Region 4A. No new cluster ⁽¹⁾ of pertussis cases identified within the past 4 Morbidity Weeks.

Fig. 1 Alert and Epidemic Threshold and Reported Pertussis Cases by Morbidity Week, Philippines, as of February 4, 2017 (N=11)



⁽¹⁾ Cluster Definition: 2 or more pertussis cases from the same barangay, reported within 4 consecutive weeks.

Fig. 2 Reported Pertussis Cases by Region, Philippines, as of February 4, 2017 (N=11)

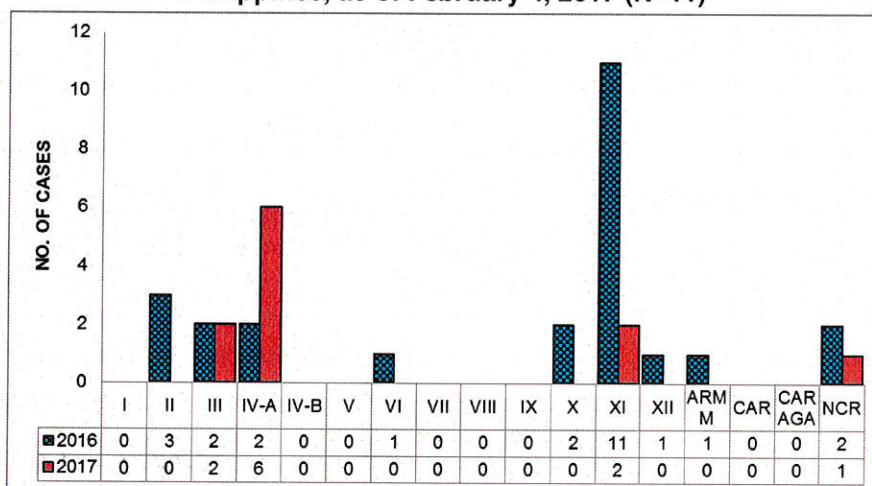


Table 1. Reported Pertussis Cases by Region, Philippines, as of February 4, 2017 (N=11)

REGION	Case Classification			Reported Cases	Died	CFR %
	Confirmed Cases	Probable Cases	Suspected Case			
I	0	0	0	0	0	0.00
II	0	0	0	0	0	0.00
III	0	0	2	2	0	0.00
IV-A	0	0	6	6	0	0.00
IV-B	0	0	0	0	0	0.00
V	0	0	0	0	0	0.00
VI	0	0	0	0	0	0.00
VII	0	0	0	0	0	0.00
VIII	0	0	0	0	0	0.00
IX	0	0	0	0	0	0.00
X	0	0	0	0	0	0.00
XI	0	0	2	2	0	0.00
XII	0	0	0	0	0	0.00
ARMM	0	0	0	0	0	0.00
CAR	0	0	0	0	0	0.00
CARAGA	0	0	0	0	0	0.00
NCR	0	0	1	1	0	0.00
PHL	0	0	11	11	0	0.00



January 1 – February 4, 2017

Epidemiology Bureau
Public Health Surveillance Division

PROFILE OF CASES

As shown in figure 3, we have **6 males and 5 females** most of them belong to the **0 to 3 months old age group** that will be **82%** of the total cases. More than half of the reported cases (Figure 4) were not administered with any dose of DPT/PENTA valent vaccine (54.5%). All (100%) reported pertussis cases were **alive**.

Fig. 3 Reported Pertussis Cases by Age Group and Sex, Philippines, as of February 4, 2017 (N=11)

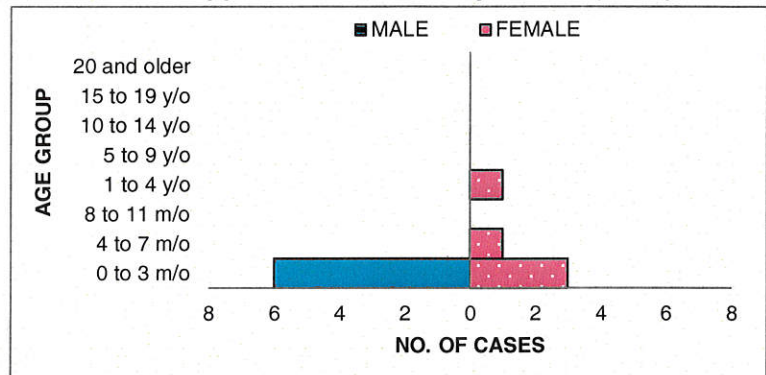
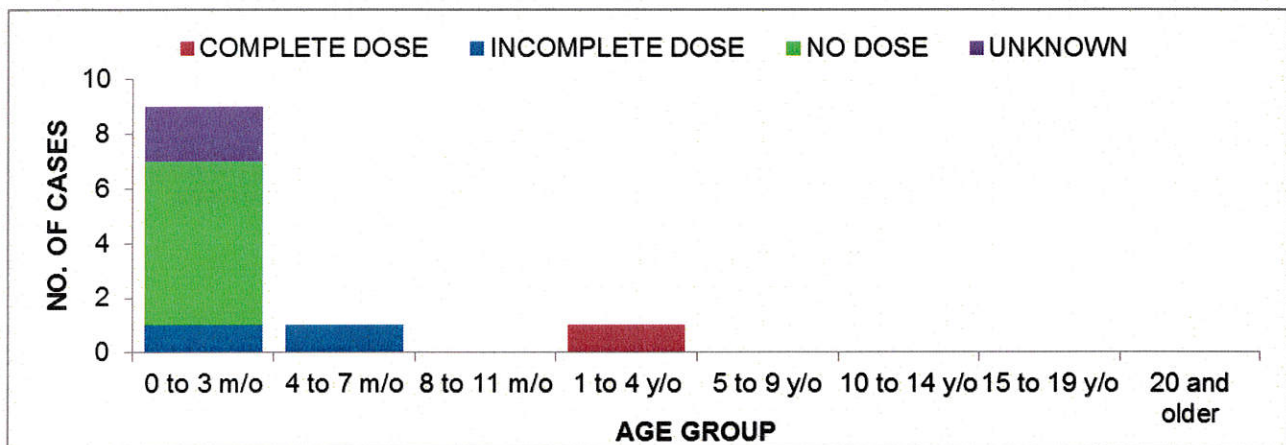


Fig. 4 Reported Pertussis Cases by DPT Doses and Age Group, Philippines, as of February 4, 2017 (N=11)



Standard Case Definition of Pertussis

• Clinical Case:

- A person with a cough lasting at least 2 weeks with at least one of the following:
 - paroxysms (i.e. fits) of coughing
 - inspiratory "whooping"
 - post-tussive vomiting (i.e. vomiting immediately after coughing)
 - without other apparent cause

Case classification

• Clinically-confirmed case:

- A case that meets the clinical case definition but is not laboratory confirmed.

• Probable case:

- Meets the clinical case definition, is not laboratory confirmed, and is not epidemiologically linked to a laboratory-confirmed case.

• Laboratory-confirmed case:

- A case of acute cough illness of any duration with a positive culture for *B. pertussis*; OR
- A case that meets the clinical case definition and is confirmed by PCR; OR

• Laboratory-confirmed case:

- A case that meets the clinical definition and is epidemiologically linked directly to a case confirmed by either culture or PCR.

Editorial Board	
	IRMA L. ASUNCION, MD, MHA, CESO IV Director IV, Epidemiology Bureau
	GENESIS MAY J. SAMONTE, MD, MSc, PHSAE OIC-Division Chief, PHSD
	JUNE CANTATA B. CORPUZ, RN Nurse III, PIDSR National Coordinator
	JEZZA JONAH D. CRUCENA, RN Nurse III, VPDS National Coordinator
	ALLAN P. IGNACIO Statistician II, PHSD