



January 1 – March 4, 2017

Epidemiology Bureau
Public Health Surveillance Division

TRENDS IN THE PHILIPPINES

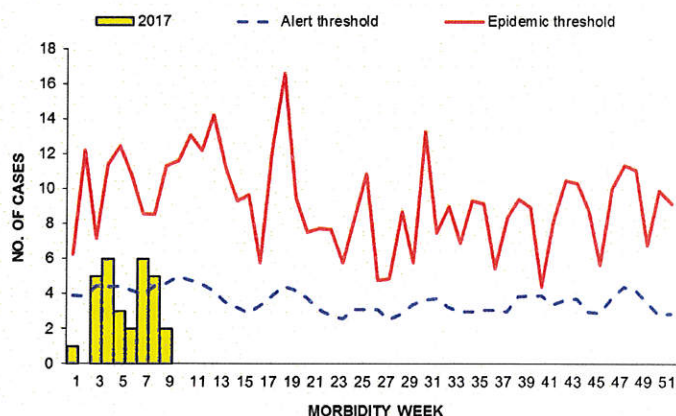
A total of **30** pertussis cases were reported nationwide from January 1 – March 4, 2017. This is **40% lower** than the same period last year (50 cases). No deaths were reported. Figure 1 shows the distribution of the reported pertussis cases in the country by morbidity week.

GEOGRAPHIC DISTRIBUTION

The number of pertussis cases varies by region. Figure 2 shows the distribution of reported pertussis cases by region in comparison to the same time period last year. Majority of the cases came from Region 4A and NCR and a sustained presence of pertussis cases in region 2, 3, 11, 12 and ARMM.

Table 1 indicates the reported pertussis cases by region in the Philippines and 5 cases were confirmed out of 30 cases. Majority of the reported pertussis cases came from Region 4A. No new cluster⁽¹⁾ of pertussis cases identified within the past

Fig. 1 Alert and Epidemic Threshold and Reported Pertussis Cases by Morbidity Week, Philippines, as of March 4, 2017 (N=30)



⁽¹⁾ Cluster Definition: 2 or more pertussis cases from the same barangay, reported within 4 consecutive weeks.

Fig. 2 Reported Pertussis Cases by Region, Philippines, as of March 4, 2017 (N=30)

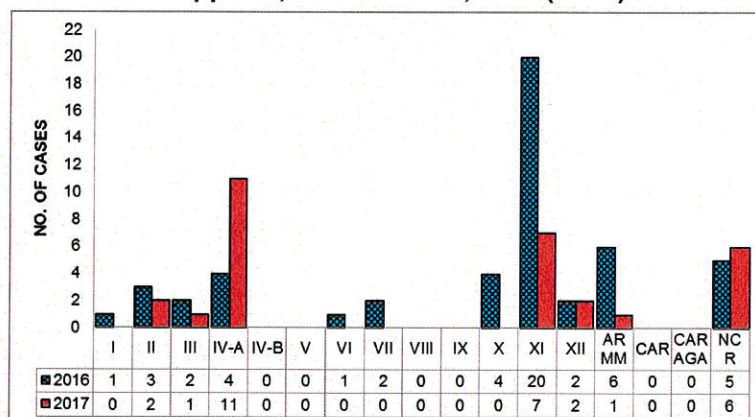


Table 1. Reported Pertussis Cases by Region, Philippines, as of March 4, 2017 (N=30)

REGION	Case Classification			Reported Cases	Died	CFR %
	Confirmed Cases	Probable Cases	Suspected Case			
I	0	0	0	0	0	0.00
II	1	0	1	2	0	0.00
III	0	0	1	1	0	0.00
IV-A	2	0	9	11	0	0.00
IV-B	0	0	0	0	0	0.00
V	0	0	0	0	0	0.00
VI	0	0	0	0	0	0.00
VII	0	0	0	0	0	0.00
VIII	0	0	0	0	0	0.00
IX	0	0	0	0	0	0.00
X	0	0	0	0	0	0.00
XI	1	0	6	7	0	0.00
XII	0	0	2	2	0	0.00
ARMM	0	0	1	1	0	0.00
CAR	0	0	0	0	0	0.00
CARAGA	0	0	0	0	0	0.00
NCR	1	0	5	6	0	0.00
PHL	5	0	25	30	0	0.00



January 1 – March 4, 2017

Epidemiology Bureau
Public Health Surveillance Division

PROFILE OF CASES

As shown in figure 3, we have **18 males and 12 females** most of them belong to the **0 to 3 months old age group** that will be **60%** of the total cases. More than half of the reported cases (Figure 4) were not administered with any dose of DPT/PENTA valent vaccine (56.7%). All (100%) reported pertussis cases were **alive**.

Fig. 3 Reported Pertussis Cases by Age Group and Sex, Philippines, as of March 4, 2017 (N=30)

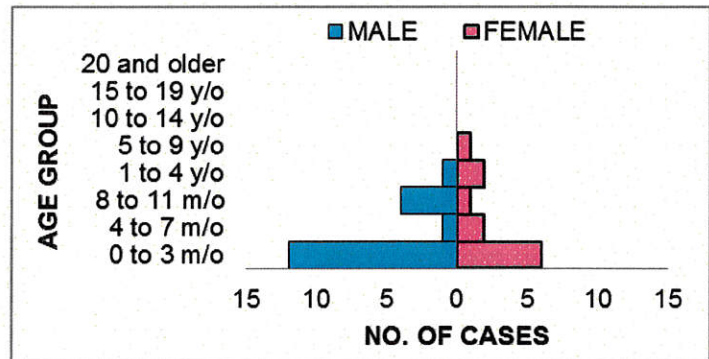
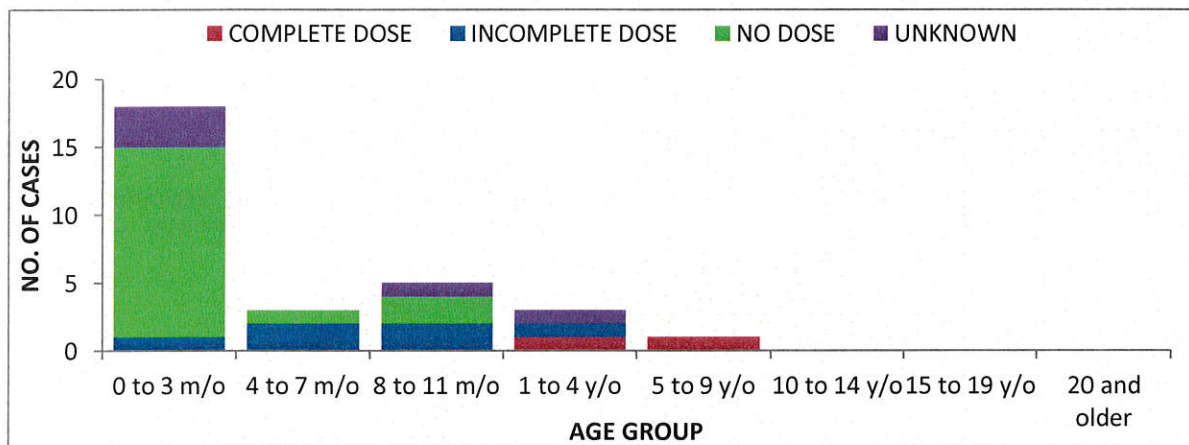


Fig. 4 Reported Pertussis Cases by DPT Doses and Age Group, Philippines, as of March 4, 2017 (N=30)



Standard Case Definition of Pertussis

• Clinical Case:

- A person with a cough lasting at least 2 weeks with at least one of the following:
 - paroxysms (i.e. fits) of coughing
 - inspiratory "whooping"
 - post-tussive vomiting (i.e. vomiting immediately after coughing)
 - without other apparent cause

Case classification

• Clinically-confirmed case:

- A case that meets the clinical case definition but is not laboratory confirmed.

• Probable case:

- Meets the clinical case definition, is not laboratory confirmed, and is not epidemiologically linked to a laboratory-confirmed case.

• Laboratory-confirmed case:

- A case of acute cough illness of any duration with a positive culture for *B. pertussis*; OR
- A case that meets the clinical case definition and is confirmed by PCR; OR

• Laboratory-confirmed case:

- A case that meets the clinical definition and is epidemiologically linked directly to a case confirmed by either culture or PCR.

Editorial Board

IRMA L. ASUNCION, MD, MHA, CESO IV
Director IV, Epidemiology Bureau

GENESIS MAY J. SAMONTE, MD, MSc, PHSAE
OIC-Division Chief, PHSD

JUNE CANTATA B. CORPUZ, RN
Nurse III, PIDSR National Coordinator

JEZZA JONAH D. CRUCENA, RN
Nurse III, VPDS National Coordinator

ALLAN P. IGNACIO
Statistician II, PHSD