

**NEWLY DIAGNOSED HIV CASES**

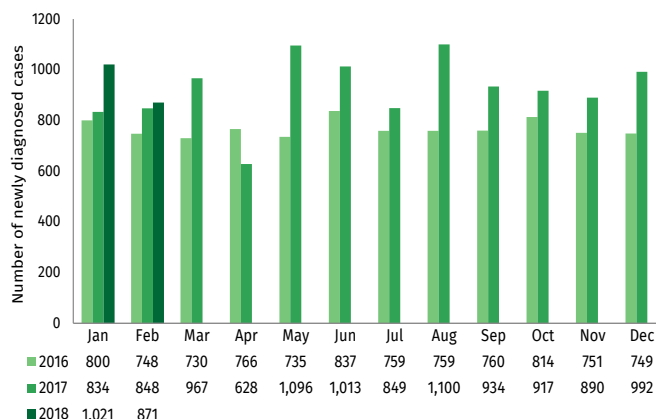
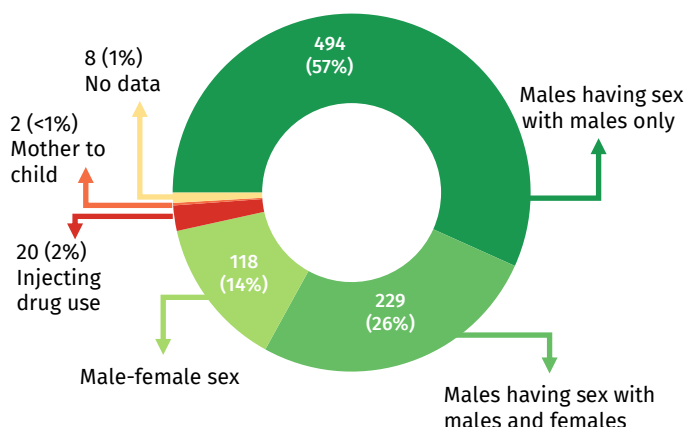
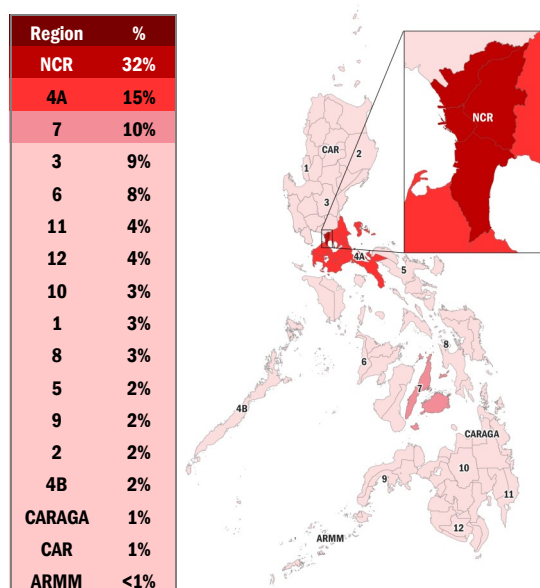
In February 2018, there were 871 new HIV antibody seropositive individuals reported to the HIV/AIDS & ART Registry of the Philippines (HARP) [Table 1]. Sixteen percent (135) had clinical manifestations of advanced HIV infection (WHO clinical stage 3 or 4) at the time of diagnosis.

Ninety-six percent (832) of the newly diagnosed were male. The median age was 27 years old (range: 4 - 70 years old). Half (50%, 439) were 25-34 years old and 29% (252) were 15-24 years old at the time of testing.

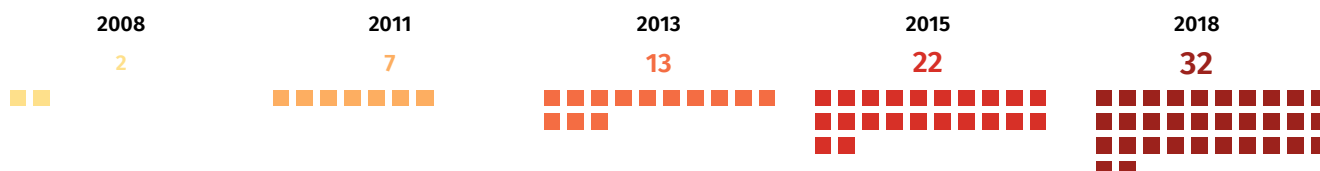
About one third (32%, 275) were from the National Capital Region (NCR). Region 4A (15%, 132 cases), Region 7 (10%, 86), Region 3 (9%, 79) and Region 6 (8%, 67) round off the top five regions with the most number of newly diagnosed cases for the month, together accounting for 74% of the total [Figure 3].

Sexual contact remains the predominant mode of transmission (97%, 841). Among this, eighty-six percent (723) of newly diagnosed infections were among males who have sex with males (MSM). Other modes of transmission were needle sharing among injecting drug users (2%, 20) and mother-to-child transmission (<1%, 2). There were eight cases that had no data on mode of transmission.

Among the newly diagnosed females this month, six were pregnant at the time of diagnosis. Three of the cases were from Region 7 and the remaining three were each from Regions 3, 11, and NCR.

Fig. 1: Number of newly diagnosed cases per month, 2016-2018**Fig. 2: Modes of transmission among newly diagnosed, Feb. 2018****Fig. 3: Proportion by region of residence among newly diagnosed, February 2018****Table 1. Summary of HIV diagnoses and deaths**

Demographic Data	Feb 2018	Jan-Feb 2018	Jan 2013-Feb 2018	Jan 1984-Feb 2018
Total reported cases	871	1,892	40,663	52,280
With advanced infection ^a	135	304	4,194	5,336
Male	832	1,808	38,869	48,873 ^b
Female	39	84	1,794	3,396 ^b
Age Range (Median)	4-70 (27)	3-70 (28)	1-82 (28)	1-82 (28) ^c
Age groups: <15 y/o	3	5	92	154 ^c
15-24 y/o	252	544	11,847	14,655 ^c
25-34 y/o	439	978	21,215	26,757 ^c
35-49 y/o	148	316	6,589	9,255 ^c
50 y/o & above	29	49	920	1,386 ^c
Pregnant	6	11	221	234
Reported deaths	22	52	2,102	2,511

^a WHO clinical stage 3 or 4^b No data on sex for 11 cases^c No data on age for 73 cases**Average number of people newly diagnosed with HIV per day, selected years**

Note: Due to database updates, numbers in this report may vary from previous reports.

HIV/AIDS EPIDEMIC TRENDS IN THE PHILIPPINES (January 1984 - February 2018)

The first case of HIV infection in the Philippines was reported in 1984. Since then, there have been 52,280 confirmed HIV cases reported to the HARP [Table 1]. Ninety-three percent (48,873) were male and 3,396 (7%) were female; there were no data on sex for 11 cases. The median age was 28 years old (age range: 1 year - 82 years; no age data for 73 cases). More than half (26,757 or 51%) were from the 25-34 year age group while 14,655 (28%) were youth 15-24 years old [Figure 6]. Seventy-eight percent (40,663) of all the 52,280 diagnosed cases in the Philippines were reported from January 2013 to February 2018 [Table 1]. Ten percent (5,336) of the total ever reported cases had clinical manifestations of advanced infection at the time of reporting (WHO clinical stage 3 & 4). From January to February 2018, 16% of the newly diagnosed cases were reported to had advanced infection.

Figure 4: Number of HIV cases reported in the Philippines by year, Jan. 1984 to Feb. 2018 (N=52,280)

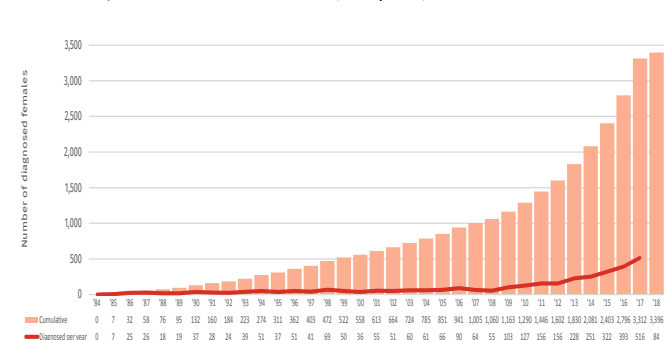


Age and sex

In the early years of the epidemic (1984-1990), 62% (132 of 214 cases) of those diagnosed were female. From 1991 to present, males comprised 94% (48,791) of the 52,066 diagnosed cases in the Philippines.

However, the number of diagnosed HIV infections among females has also been increasing [Figure 5]. The number of females diagnosed in 2017 (516) is more than three times the number of diagnosed five years prior in 2012 (156). Ninety-three percent (3,147) of all female cases

Figure 5: Number of females diagnosed per year Jan. 1984 to Feb. 2018 (N=3,396)



Geographic distribution

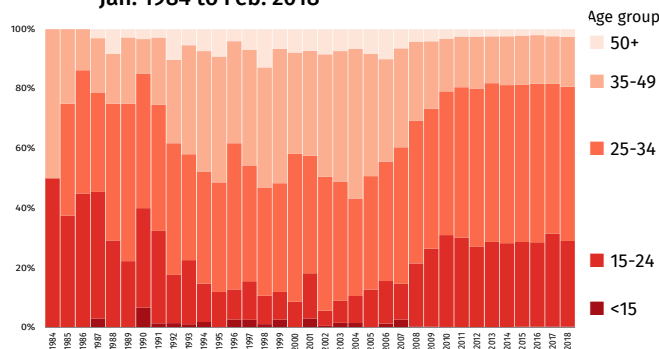
From January 1984 to February 2018, the regions with the most number of reported cases were NCR with 21,347 (41%) cases, Region 4A with 7,622 (15%) cases, Region 7 with 4,770 (9%) cases, Region 3 with 4,640 (9%) cases, and Region 11 with 3,022 (6%) cases. Eighteen percent (9,767) of the cases came from the rest of the country (ROTC) while 1,112 (2%) did not report region of residence [Table 2].

Of the 3,396 females reported with HIV, 885 (26%) were from NCR, 549 (16%) were from Region 3, 417 (12%) were from Region 7, 352 (10%) were from Region 4A and 900 (27%) were from other regions while 293 (9%) had no reported data on region of residence.

were in the reproductive age group (15-49 years old) at the time of diagnosis.

The predominant age group among those diagnosed has shifted from 35-49 years old between 2001 to 2005, to 25-34 years old starting from 2006 [Figure 6]. The proportion of HIV positive cases in the 15-24 year age group increased from 25% in 2006-2010 to 29% in 2011-2018.

Figure 6: Proportion of HIV cases by age group, Jan. 1984 to Feb. 2018



The regions with the most number of overseas Filipino workers (OFW) reported to HARP were NCR with 1,903 (34%) cases, Region 4A with 938 (17%) cases, and Region 3 with 619 (11%) cases.

Table 2: Number of HIV cases diagnosed by region

Region	February 2018 (N= 871)	Jan–Feb 2018 (N=1,892)	Jan 2013–Feb 2018 (N=40,663) ^a	Jan 1984 - Feb 2018 (N=52,280) ^b
NCR	275 (32%)	602 (32%)	15,968 (39%)	21,347 (41%)
4A	132 (15%)	300 (16%)	6,303 (15%)	7,622 (15%)
7	86 (10%)	184 (10%)	3,871 (10%)	4,770 (9%)
3	79 (9%)	184 (10%)	3,725 (9%)	4,640 (9%)
11	38 (4%)	96 (5%)	2,416 (6%)	3,022 (6%)
Rest of the country	261 (30%)	526 (27%)	8,372 (21%)	9,767 (18%)

^a No data on region of residence for 8 (<1%) cases

^b No data on region of residence for 1,112 (2%) cases

Modes of transmission

From January 1984 to February 2018, sexual contact among MSM was the predominant (84%, 40,936) mode of transmission among males, followed by male-female sex (11%, 5,594), and sharing of infected needles (4%, 1,893) [Table 3]. More than half (53%, 21,699) of MSM were 25-34 years old at the time of testing, and 30% (12,456) were 15-24 years old. Among diagnosed females, male-female sex was the most common mode of transmission (92%, 3,115) followed by sharing of infected needles (3%, 116) [Table 3].

A total of 138 children (less than 10 years old), eight adolescents (10-19 years old), and one adult foreigner (22 years old) were reported to have acquired HIV through mother-to-child transmission.

From 1984 to 2006, the predominant mode of transmission was male-female sex. From 2007, the trend shifted to sexual contact among MSM as the predominant mode of transmission and has remained as such to the present. From January 2013 to February 2018, 82% (33,527) out of the total (40,663) newly diagnosed cases were among MSM.

From 1984 to 2009, transmission through sharing of infected needles were <1% of the total cases reported. The proportion of cases of injecting drug users (IDU) increased sharply in 2010, at 9% (147) of the total cases reported that year. The proportion of new cases among people who inject drugs decreased to <6% of the total cases in succeeding years.

Table 3. Modes of HIV transmission

Mode of Transmission	February 2018 (N=871)		Jan–Feb 2018 (N=1,892)		Jan 2013–Feb 2018 (N=40,663)		Jan 1984–Feb 2018 (N=52,280) ^b	
	M ^a	F ^a	M	F	M	F	M	F
Sexual contact	805	36	1,755	79	37,249	1,674	46,530	3,115
Male-female sex	82	36	147	79	3,722	1,674	5,594	3,115
Male-male sex	494	-	1,115	-	21,158	-	25,704	-
Sex w/ males & females ^c	229	-	493	-	12,369	-	15,232	-
Blood/blood products	0	0	0	0	0	0	5	14
Sharing of needles	18	2	35	3	1,494	75	1,893	116
Needlestick injury	0	0	0	0	0	0	2	1
Mother to child	1	1	2	2	49	39	80	67
No data	8	0	16	0	77	6	363	83

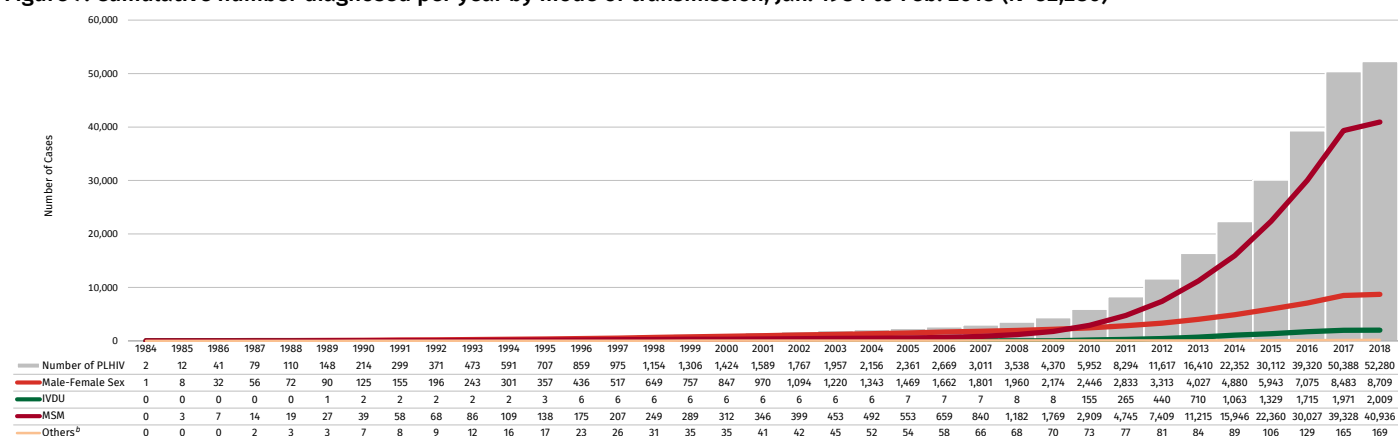
^a Sex at birth; M= Male, F= Female

^b No data on sex for 11 cases

^c Among males only

Regional patterns vary across the modes of transmission. Almost half (45%) of males who have sex with males ever diagnosed were from NCR; almost all (99%) reported with injecting drug use were from Region 7; and 35% of females who engaged in transactional sex were from Region 3.

Figure 7: Cumulative number diagnosed per year by mode of transmission, Jan. 1984 to Feb. 2018 (N=52,280)^a



^a No reported Mode of Transmission for (457) cases

^b Others include the following MOT: needle prick injury, blood/blood products, and mother-to-child transmission

SPECIFIC POPULATIONS

Youth (15-24 years old)

In February 2018, 252 (29%) cases were among youth 15-24 years old; 96% were male. Almost all (97%, 245) were infected through sexual contact (25 male-female sex, 159 male-male sex, 61 sex with both males & females), three were infected through sharing of needles and four cases had no data on mode of transmission.

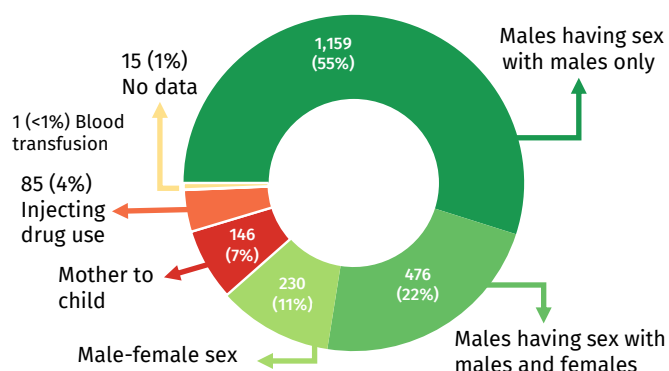
From January 1984 to February 2018, 14,655 (28%) of the reported cases were 15-24 years old. Ninety-six percent (14,112) were infected through sexual contact (1,656 male-female sex, 8,152 male-male sex, 4,304 sex with both males & females); 457 were infected through needle sharing among IDU, one was infected through mother-to-child transmission and 85 had no data on mode of transmission. Eighty-one percent (11,847) of all those 15-24 years old at the time of testing (14,655) were diagnosed from January 2013 to February 2018. From 1984 to 2002, 71% (178) of the cases among the youth were females. However, in 2003, there was an equal number (7) of males and females reported. Since then, the trend has shifted to male predominance.

Children (<10 yo) & adolescents (10-19)

There were 39 newly diagnosed adolescents 10-19 years old in February 2018. Majority were infected through sexual contact (4 male-female sex, 22 male-male sex, 11 had sex with both males & females) and two had no data on mode of transmission. There were also two newly diagnosed children less than 10 years old; both were infected through mother-to-child transmission.

Four percent (2,112) of all diagnosed cases from January 1984 to February 2018 were 19 years old and younger at the time of diagnosis. One hundred forty-one out of the 2,112 (7%) were children less than 10 years old, and among them 138 were infected through mother-to-child transmission; one through blood transfusion; and two had no data on mode of transmission. Ninety-three percent (1,971 out of 2,112) were adolescents 10 to 19 years old, and among them 1,802 (91%) were male. Ninety-five percent of the adolescents were infected through sexual contact (230 male-female sex; 1,159 male-male sex; and 476 sex with both males & females), 85 (4%) were infected through sharing of infected needles, 8 (<1%) through mother-to-child transmission, and 13 had no data on the mode of transmission [Figure 8].

Figure 8. Modes of transmission among children and adolescents <19 years old, Jan. 1984 - Feb. 2018 (N=2,112)



People who engage in transactional sex

People who engage in transactional sex are those who reported that they either pay for sex, regularly accept payment for sex, or do both. Reporting of transactional sex was included in the HARP started in December 2012.

In February 2018, 13% (113) of the newly diagnosed engaged in transactional sex [Table 4]. Ninety-six percent (108) were male and were 14 to 70 years old (median: 28 years). More than half of the males (55) reported paying for sex only, 41% (44) reported accepting payment for sex only and 8% (9) engaged in both. Among the five newly diagnosed females who engaged in transactional sex, the median age was 26 years old (range: 21 to 27). Three reported accepting payment only and one case reported each only paying for sex and engaged in both.

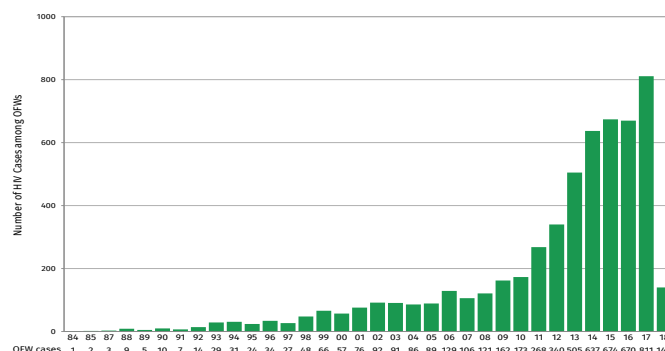
A total of 4,853 cases reported to HARP from December 2012 to February 2018 were people who engaged in transactional sex. Ninety-six percent (4,646) were male and 4% (207) were female. There were 2,581 (53%) who

Overseas Filipino workers

Seventy-two people who worked overseas within the past five years of diagnosis, whether on land or at sea, were newly diagnosed in February 2018. They comprise 8% of the total newly diagnosed cases for the month. Ninety-four percent (68) were male. Almost all of the newly diagnosed were infected through sexual contact (16 male-female sex, 36 male-male sex, and 19 sex with both males and females) and one had no data on mode of transmission. The ages of male OFWs ranged from 21 to 63 years (median: 31 years). Fifty-four percent of the cases belonged to the 25-34 year age group. Among the female OFWs diagnosed in February 2018, three cases were from the 25-34 age group and one case was from the 35-49 age group. The age range among newly diagnosed female OFWs was 30 to 48 years (median: 32 years).

From January 1984 to February 2018, out of the 52,280 cases, 5,537 (11%) were OFWs (Figure 9). Of these, 4,763 (86%) were male. Majority of the male cases (70%) were infected through sexual contact among MSM (1,899 male-male sex and 1,443 sex with both males & females). The ages of male OFWs ranged from 16 to 80 years (median: 32 years). Among female OFWs, ages ranged from 20 to 73 years (median: 34 years old).

Figure 9. Number of reported OFW diagnosed with HIV, Jan 1984 - Feb 2018 (N=5,537)



paid for sex, 1,514 (31%) accepted payment for sex, and 758 (16%) engaged in both.

Table 4. Age and sex of people diagnosed with HIV who engaged in transactional sex

Type of Transactional Sex	February 2018 (N=113)	Jan-Feb 2018 (N=249)	Dec 2012-Feb 2018 (N=4,853)
Accepted payment for sex only:	47 (41%)	96 (39%)	1,514 (31%)
Male	44	85	1,398
Female	3	11	116
Age Range (Median)	14-42 (26)	14-47 (26)	14-68 (26)
Paid for sex only:	56 (50%)	120 (48%)	2,581 (53%)
Male	55	119	2,564
Female	1	1	17
Age Range (Median)	19-70 (31)	19-70 (30)	16-79 (31)
Engaged in both:	10 (9%)	33 (13%)	758 (16%)
Male	9	31	684
Female	1	2	74
Age Range (Median)	26-40 (30)	18-40 (29)	16-62 (28)

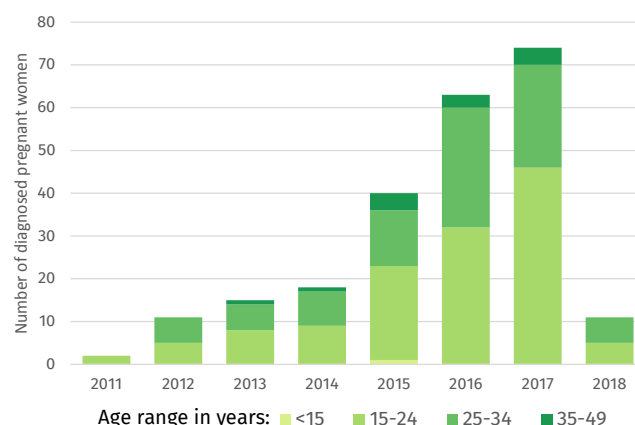
Pregnant women living with HIV

Reporting of pregnancy status at the time of testing was included in the HARP from the year 2011.

In February 2018, six newly diagnosed women were reported to be pregnant. Three women were from Region 7 and one was each from Regions 11, 3, and NCR. The age at diagnosis ranged from 18 to 29 years old (median: 24).

Since 2011, a total of 234 diagnosed pregnant women were reported. More than half (55%, 129) were 15-24 years old at the time of diagnosis, and 39% (91) were 25-34 years old. The regions with highest number of diagnosed pregnant women were NCR (48%), Region 7 (25%), Region 4A (9%), and Region 3 (6%).

Figure 10. Number of women who were pregnant at the time of diagnosis by age group, Jan 2011 - Feb 2018 (N=234)



DEATHS AMONG PEOPLE WITH HIV

In February 2018, there were 22 reported deaths due to any cause among people with HIV. Almost all (95%, 21) were male [Table 5]. Nine (41%) cases were from 25-34 years old and 8 cases were from 35-49 years old age group; four (14%) were 15-24 years old, and one (5%) case was 50 years & older. All of the cases were reported to have acquired the infection through sexual contact (3 through male-female sex, 10 through male-male sex, and 9 through sex with both males & females).

A total of 2,511 deaths were reported from January 1984 to February 2018. Eighty-nine percent (2,247) were male. Almost half (1,228 or 49%) were 25-34 years old at the time of death; 19 (1%) were less than 15 years old, 381 (15%) were 15-24 years old, 705 (28%) were 35-49 years old, and 175 (7%) were 50 years and older [Table 5]^a. Sexual transmission (96%) was the most common mode of HIV transmission (572 male-female sex, 1,168 male-male sex, 677 sex with both males and females). There were 45 reported deaths among those who were infected through sharing of needles, 18 deaths among those who were infected through mother-to-child transmission, and 9 among those who were infected through blood transfusion [Figure 11]^b.

^aNo data available on age for 3 cases

^bNo data available on mode of transmission for 22 cases

Table 5. Demographic data of reported deaths among people with HIV

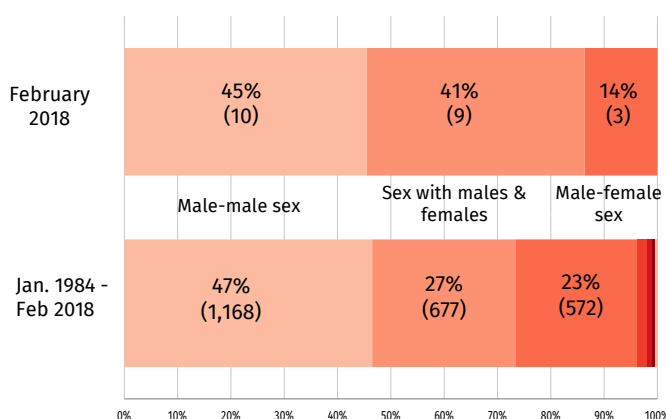
Demographic Data	Feb 2018	Jan–Feb 2018	Jan 1984–Feb 2018
Total Reported Deaths	22*	52*	2,511**
Male	21	49	2,247
Female	1	3	264
Age group: <15 y/o	0	0	19
15-24 y/o	4	9	381
25-34 y/o	9	25	1,228
35-49 y/o	8	17	705
50 y/o & above	1	1	175

*The date of reporting is February 2018; the date of death does not necessarily fall in the reporting month.

**No data available on age for 3 cases

Note: Due to database enhancements, figures in the age group has been updated

Figure 11: Proportion of reported deaths among people with HIV by mode of transmission



National HIV/AIDS & STI Surveillance and Strategic Information Unit

NHSSS
Epidemiology Bureau,
Department of Health, 2/F Bldg. 19,
San Lazaro Compound,
Sta. Cruz, Manila 1003 Philippines

Tel: +632 651-7800 local 2926, 2952
Fax: +632 495-0513
Email: hivpicenter@gmail.com
Website: <http://www.doh.gov.ph>

www.facebook.com/hivpicenter
[@hivpicenter](https://twitter.com/hivpicenter)
[@hivpicenter](https://www.instagram.com/hivpicenter)

HIV/AIDS & ART Registry of the Philippines (HARP) Report

Editorial Team

Richard L. Lepardo, RN
Nurse II
Asst. HIV Surveillance Officer

Jan Khryeng M. Velayo, RN
Asst. HIV Surveillance Officer

Marlene R. Bermajo, MD
HIV Surveillance Database Supervisor

Sarah May C. Flores
Asst. HIV Surveillance Officer

Bettina Kaye D. Castañeda, RN
HIV Surveillance Officer

Ma. Justina G. Zapanta, RN, PHSAE
HIV Surveillance Officer

Noel S. Palaypayon, RN, MGM-ESP
Deputy Manager, HIV & STI Surveillance Unit

Genesis May J. Samonte, MD, MSc, PHSAE
Manager, HIV & STI Surveillance Unit

Agnes B. Segarra, MD, PHSAE
Chief, Surveys Monitoring and Evaluation Division

Ferchito L. Avelino, MD, MA, MPH, MSAE, PGDip
OIC - Director, HIV Epidemiology Bureau

HIV/AIDS & ART Registry of the Philippines (HARP)

The Philippine HIV/AIDS & ART Registry of the Philippines (HARP) is the official record of the total number of laboratory-confirmed HIV positive individuals, and deaths in the Philippines. All individuals in the registry are confirmed by the San Lazaro Hospital STD/AIDS Cooperative Central Laboratory (SACCL) which is the National Reference Laboratory (NRL) of the Department of Health (DOH) for HIV/AIDS. Mandatory HIV testing is unlawful in the Philippines (Republic Act 8504).

The process of reporting to the HARP is as follows: All blood samples from accredited HIV testing facilities that are screened HIV reactive are sent to SACCL for confirmation by Western Blot. Confirmed HIV positive individuals are reported to the DOH-Epidemiology Bureau (EB) and are recorded in the HARP.

The HARP is a passive surveillance system. Except for HIV confirmation by the NRL, all other data submitted to the HARP are secondary and cannot be verified. For example, the HARP cannot determine if an individual's reported place of residence is where the person got infected, or where the person lived after being infected, or where the person is presently living. This limitation has major implications on data interpretation. Readers are advised to interpret the data with caution and consider other sources of information before arriving at conclusions.



DOH Designated HIV Treatment Hubs & Primary HIV Care Facilities*

Treatment Hubs (outpatient and inpatient care & treatment)

Region	Name of Facility	Address	Contact numbers
1	Ilocos Training and Regional Medical Center	Parian, San Fernando City, La Union	(072) 607-6418 / (072) 607-9912
	Mariano Marcos Memorial Hospital and Medical Center	Barangay 6 San Julian, Batac, Ilocos Norte	(077) 600 8000
	Region 1 Medical Center	Dagupan City Hall, AB Fernandez E Avenue, Down-town District, Dagupan	09159063375
2	Cagayan Valley Medical Center	Dalan na Pagayaya, Carig Sur, Tuguegarao, Cagayan	(078) 304-1410 / (078) 304-1810
	Veterans Regional Hospital	Magsaysay, Bayombong, Nueva Vizcaya	(078) 805-3561 loc. 1225
3	Allied Care Experts Medical Center - Baliwag (EmbrACE Unit)	Pinagbarilan, Baliuag, Bulacan	0933-873-7688 / (044) 816-1000 Loc 204
	Bataan General Hospital (Bataan HAVEN)	Manahan St., Tenejero, Balanga City, Bataan	(047) 237-1274 / (047) 237-1275 loc. 103 / 09998844522
	Bulacan Medical Center (Luntiang Silong)	Bulacan Medical Center 3rd Floor Pay 3 - Room 301 Mojon, City of Malolos, Bulacan	09260726585 / 09325478856
	Dr. Paulino J. Garcia Memorial Research and Medical Center (Sanctuario De Paulino)	Mabini St., Cabanatuan City, Nueva Ecija	(044)463-8888 loc. 181 / 09177736638 / 09175716869
	Jose B. Lingad Memorial Regional Hospital (Bahay LingAD)	Brgy. San Dolores, San Fernando, Pampanga	(045) 435-6801 / (045) 961-3544 / 09336215028
	James L. Gordon Memorial Hospital (L.E.A.D. Shelter)	#1 Perimeter Rd., New Asinan, Olongapo City	(047) 602-3436 / 09988627015 / 0908312524
	Premiere Medical Center (TAHANAN sa Premiere)	Maharlika Highway, Daan Sarile, Cabanatuan City, Nueva Ecija	(044) 463-7845 loc. 2073 / 09322128175 / 09052944300 / 095968173441
	President Ramon Magsaysay Memorial Hospital (Balin Kalinga)	Zambales Medical Society Building (beside Eye Center Clinic) Palanginan, Iba Zambales	09260726898 / 09325478717
	Tarlac Provincial Hospital (TPH Cares)	Tarlac Provincial Hospital Compound, San Vicente, Tarlac City	(045) 491-8970 loc. 247 / 09988627015 / 09098312524
4A	Batangas Medical Center	Kumintang Ibaba, Batangas City	(043) 723-0165
	Laguna Medical Center	J. De Leon St, Santa Cruz, Laguna	(049) 543-3351 / 09178465901
	General Emilio Aguinaldo Memorial Hospital	Brgy Luciano Trece Martires Cavite	(046) 6860856
	Quezon Medical Center	Brgy XI, Quezon Avenue, Lucena, Quezon Province	(042) 717-6323 loc. 342
	Ospital ng Biñan	Canlalay Bridge, Biñan, Laguna	(049) 511-4119
	Calamba Doctors Hospital	San Cristobal Bridge, Calamba, Laguna	(049) 545 7371
4B	Ospital ng Palawan	220 Malvar St. Puerto Princesa City	(048) 434-6864 / (048) 434-2148
	Occidental Mindoro Provincial Hospital (ARUGA)	Paluan Road, Mamburao, Occidental Mindoro	(043) 711-1116
	Oriental Mindoro Provincial Hospital (Purple Rain Clinic)	Sta. Isabel, Calapan City, Oriental Mindoro	09164691469
5	Bicol Regional Training and Teaching Hospital	Rizal St., Legazpi City	(052) 483-0017 loc. 4227
	Bicol Medical Center	BMC Road, Naga, Camarines Sur	(054) 811-7800
6	Western Visayas Medical Center	Q. Abeto St., Mandurriao, Iloilo City	(033) 321-1631
	Corazon Locsin Montelibano Memorial Regional Hospital	2nd flr. OPD Bldg. CLMMRH, Lacson St. cor Burgos, Bacolod City	(034) 707-2280
	Dr. Rafael Tumbokon Memorial Hospital	Mabini St., Kalibo, Aklan	(036) 268-6299
	The Medical City	Locsin St., Molo, Iloilo City	(033) 500-1000
	Angel Salazar Memorial General Hospital	Tobias A. Fornier St, San Jose de Buenavista, Antique	(036) 540 7133
7	Vicente Sotto Memorial Medical Center	B. Rodriguez St., Cebu City	(032) 254-4155 / (032) 253-9891 to 96 loc. 102
	Negros Oriental Provincial Hospital	Real St., Dumaguete City, Negros Oriental	(6335) 225-0950 / 225-0949
	Gov. Celestino Gallares Memorial Hospital	M. Parras St., Tagbilaran City	(038) 411-4868
	Visayas Community Medical Center (Balay Malingkawasnon)	Osmeña Blvd., Cebu City	(032) 253 1901
	Eversley Childs Sanitarium and General Hospital	Upper Jagobiao Rd, Mandaue City, Cebu	(032) 346 2468
	Talisay District Hospital	San Isidro, Dakbayan sa Talisay	(032) 273 3226
8	Eastern Visayas Regional Medical Center	Magsaysay Blvd., Tacloban City	(053) 321-3121 / (053) 321-3363
	Northern Samar Provincial Hospital	Catarman, Northern Samar	(055) 500-9770
	Biliran Provincial Health Office	Naval, Biliran	0 917631479
	Hilongos District Hospital	CV Alcuwo St., Hilongos, Leyte	(053) 336-2102
	Eastern Samar Provincial Hospital	Borongan, Eastern Samar	(055) 560-9869
	Felipe Abrigo Memorial Hospital	Hillsvlew, Guiuan, Eastern Samar	(055) 271-2180
9	Zamboanga City Medical Center	Dr. Evangelista St., Sta. Catalina, Zamboanga City	(062) 991-2934
10	Northern Mindanao Medical Center	Provincial Capitol Compound, Cagayan de Oro City	(082) 856-4147
11	Southern Philippines Medical Center	J. P. Laurel St., Bajada, Davao City	(082) 227-2731 loc. 5140 / (082) 321-7061
	Davao Doctors Hospital	118 E Quirino Avenue, Poblacion District, Davao City, Davao del Sur	(082) 222 8000
	Davao Regional Medical Center	Apokon, Tagum City, Davao del Norte	(084) 400-3347
12	South Cotabato Provincial Hospital	Aguinaldo St., Koronadal City, South Cotabato	(083) 228-4571
CAR	Baguio General Hospital and Medical Center	Governor Pack Road., Baguio City	(074) 442-4216 loc. 381 / 09155816480
CARAGA	CARAGA Regional Hospital	Rizal St. National Road, Surigao City	(086) 826-0568 / 09173068186
	Butuan Medical Center	Km 5 Baan, Butuan City	09173208799
	Adela Serra Ty Memorial Medical Center (SDS Wellness Center)	Capitol Hills, Telaje, Tandag, Surigao del Sur	(086) 211-4306
	Democrito O. Plaza Memorial Hospital (Heart Room)	P2, Patin-ay, Prosperidad, Agusan del Sur	09274698162
NCR	San Lazaro Hospital	Quiricada St., Sta. Cruz, Manila	(02) 310-3128
	Philippine General Hospital	Taft Ave., Manila	(02) 554-8400 loc. 3249
	Sta. Ana Hospital	New Panaderos St., Sta. Ana, Manila	(02) 516-6790
	Research Institute for Tropical Medicine	Filinvest Corporate City, Alabang, Muntinlupa City	(02) 807-2628 loc. 332
	The Medical City (i-REACT Clinic)	Ortigas Ave., Pasig City	(02) 988-1000 loc. 6765
	Makati Medical Center	#2 Amorsolo St., Legaspi Village, Makati City	(02) 888-8999 loc. 2134 (CTTM) / 09178014314
	St. Luke's Medical Center—Global City	Rizal Drive cor. 32nd & 5th Ave., Taguig City	(02) 789-7700

* As per DOH Department Memorandum No. 2018-0031



DOH Designated HIV Treatment Hubs & Primary HIV Care Facilities*

Primary HIV Care Facilities (outpatient care & treatment)

Region	Name of Facility	Address	Contact Information
3	Angeles City Reproductive Health and Wellness Center and Primary HIV Care Clinic (Bale Angeleño)	C. Surla St., Balibago, Angeles City	09260726899/ 09325479455
	Guiguinto RHU II Primary Care Clinic Center (Gintong Kanlungan)	2nd flr, RHU II, Green Estate Subdivision, Guiguinto, Bulacan	(044)760-3450/ 09325478488/ 09260726900
	Mabalacat RHU II (Lingap Balacat)	Brgy. Dau, Mabalacat City Pampanga	09991067475 / 009260726596
	Maria Aurora Community Hospital	Saturno St., Brgy. 01, Maria Aurora, Aurora	09219112727
	Ospital ng Lungsod ng San Jose del Monte	Sapang Palay, San Jose Del Monte, Bulacan	09236335634/ 09998840873
	RE De Jesus Multi-Specialty Clinic and Diagnostic Center (The Green Clinic)	Brgy. Caypombo (Back of LBC Caypombo), Sta.Maria, Bulacan	(044) 815-3145
	Dr. Paulino J. Garcia Memorial Research and Medical Center - Talavera Extension Hospital (Talevera's Hope)	Maestrang Kikay District, Talavera, Nueva Ecija	(044) 806-2276/ 09358124776/ 09984997831
4A	Antipolo Social Hygiene Clinic	M. Santos St., Brgy. San Roque, Antipolo City	(02) 696-4097
	Dasmariñas City Health Office I (SHC)	Zone 2, Manggubat St., City Health Office I, Dasmariñas, Cavite	(046) 416-0279/ 09177902168
	Bacoor Social Hygiene Clinic	Floraville Subdivision, Panapaan 1, Bacoor City	09086144183
	Imus Social Hygiene Clinic	Medicion 1C, Velarde Subdivision, Imus	(046) 434-4057/ 09267013539/ 09258787158
7	Cebu Social Hygiene Clinic	General Maxilom Avenue Extension, Carreta, Cebu City	(032) 233-0987/ 09255591663
	Mandaue City Social Hygiene Clinic	Mandaue City Health Office, F.B. Kabahog Street, Centro Mandaue City	(032) 268-2489/ 09285077400
	Talisay City SHC	Multi Purpose Bldg, Brgy. Poblacion, Talisay City	4915567/ 2734704
8	Ormoc City Health Office	CHO Aunubing Street, Barangay Cogon, Ormoc City, Leyte	09171126000
11	Davao Reproductive Health and Wellness Center	Emilio Jacinto St., Poblacion District, Davao City, Davao del Sur	(082) 222-4187
12	General Santos City Social Hygiene Clinic	City Health Office, Fernandez St., Lagao, General Santos City	(083) 302-8115
NCR	Pasig City Treatment Hub (PATH)	CHAMP Bldg, Caruncho Ave, Pasig City	(02) 798-2572
	Marikina City Satellite Treatment Hub	Marikina Healthy City Center, Shoe Ave., Sto. Niño, Marikina City	(02) 948-8925 / 09175631722
	Manila Social Hygiene Clinic	208 Quiricada St., Sta. Cruz, Manila	(02) 711-6942
	Klinika Bernardo	Ermin Garcia St., Brgy. Pinagkaisahan, Quezon City	(02) 9324033412
	Klinika Novaliches	Annex Building floor, A.J. Maximo Health Center Compound, Quirino Highway, Novaliches, Quezon City	09985734877
	Klinika Project 7	39 Bansalangan St., Veterans Village, Project 7, Quezon City	09178561158
	Love Yourself - Anglo	3rd floor, Anglo Bldg. Shaw Blvd, Mandaluyong	09278926611
	Las Piñas Social Hygiene Clinic	Barrio Hall, Alabang-Zapote Road, Almansa, Las Piñas City	(02) 800-6406

* As per DOH Department Memorandum No. 2018-0031

Other facilities providing outpatient HIV care and treatment

Region	Name of Facility	Address	Contact Information
NCR	Bernardo Social Hygiene Clinic	Ermin Garcia St., Brgy. Pinagkaisahan, Quezon City	09193635919
	Batasan Hills Super Health Center (Social Hygiene Clinic)	#1 IBP Road, Batasan Hills, Quezon City	09322959752 / 09232790558
	Mandaluyong Social Hygiene Clinic	20 M. Lerma St. cor. Vicencio St, Mandaluyong City	(02) 546-7799
	Muntinlupa Reproductive Health and Wellness Center	2nd Floor, Putatan Health Center, National Rd, Putatan, Muntinlupa City	(02) 834-5997
	Pasay Social Hygiene Clinic	2nd Floor, Lagrosa Health Center, F.B. Harrisson St. Pasay City	(02) 806-3197
	Taguig Social Hygiene Clinic	3/F Goldilocks Bldg., Gen. Luna St., Taguig City	(02) 642-1262 / 09267542917
	Valenzuela Social Hygiene Clinic	Valenzuela City Hall, Poblacion II, Malinta, Valenzuela City	(02) 352-6000 loc. 6046