



### Background

Japanese encephalitis (JE) is the most important cause of viral encephalitis in Asia. It is a mosquito-borne flavivirus, and belongs to the same genus as dengue, yellow fever and West Nile viruses. JE is the main cause of viral encephalitis in many countries of Asia with an estimated 68,000 clinical cases every year. To confirm JE infection and to rule out other causes of encephalitis requires a laboratory testing of serum or, preferentially, cerebrospinal fluid.<sup>1</sup>

In the Philippines, JE was found to be endemic with an extensive geographic range. JE virus was the causative agent in 7% to 18% of cases of clinical meningitis-encephalitis, and 16% - 40% of clinical encephalitis cases. In addition, JE predominantly affects children under 15 years of age and 6% to 7% of cases resulted in deaths.<sup>2</sup> With this, the Acute Meningitis Encephalitis Surveillance (AMES) was initiated in 2015 with 9 selected sentinel hospitals to enhance surveillance data.

### Japanese Encephalitis Cases in the Philippines:

A total of **25** laboratory confirmed JE were reported from January 1 to February 28, 2018. This is **26.47%** lower as compared with the same reporting period in 2017 (Table 1). Out of the confirmed JE cases, **1** death was reported.

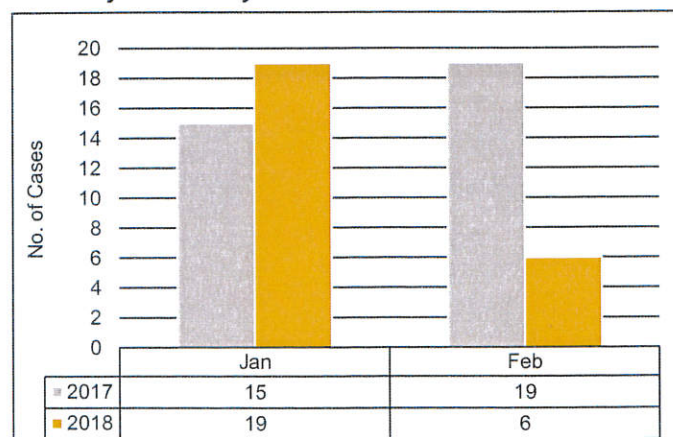
**Table 1. Japanese Encephalitis Cases in the Philippines (January to February 2018)**

Demographic Data	Jan - Feb 2018	Jan- Feb 2017
Cases	25	34
Deaths (CFR)	1 (4.00%)	1 (2.94%)
Male	14	23
Female	11	11
Age Range (Median)	10 mos - 17 yrs (7 yrs)	4 mos - 29 yrs (7 yrs)
Under 5	8	14
5-9 y/o	10	11
10-14 y/o	5	5
15-19 y/o	2	2
20-24 y/o	0	1
25-29 y/o	0	1
30-34 y/o	0	0
35-39 y/o	0	0
40-44 y/o	0	0
45-49 y/o	0	0
50 & above	0	0

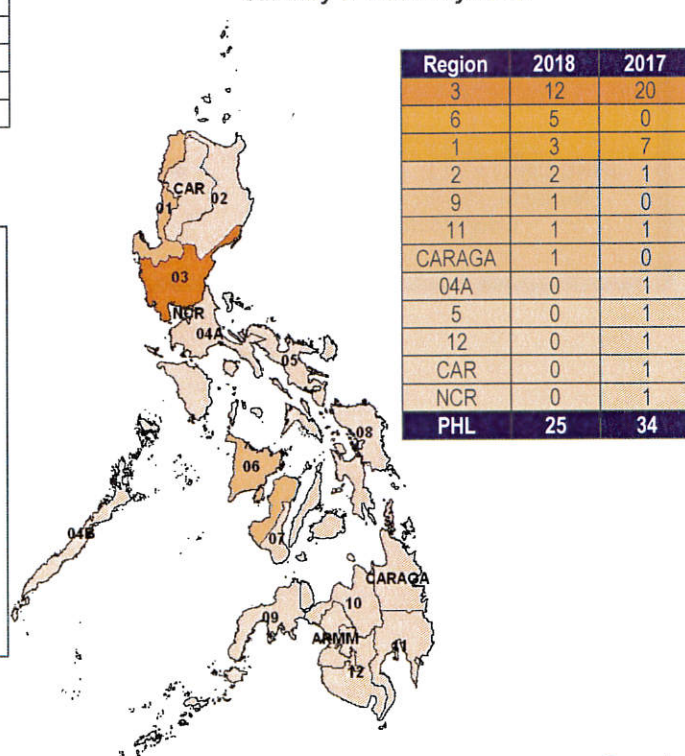
Among the confirmed JE cases, **56.00%** were male. Age ranges from **10 months to 17 years** with median age of **7 years old**. The most affected were children below 10 years of age; **32.00%** were children under 5 years of age, while **40.00%** were children aged 5-9 years old.

Most of the lab-confirmed JE cases were reported from the following regions: Region 3 with **12 (48.00%)** cases, Region 6 with **5 (20.00%)** cases and Region 1 with **3 (12.00%)** cases (Figure 2).

**Figure 1. JE Cases by Month, January to February 2018**



**Figure 2. JE Cases per Region, January to February 2018**



<sup>1</sup> <http://www.who.int>

<sup>2</sup> Lopez, A.L. et al, 2013




**Table 3. Summary Table of JE Cases per Region and Province, January 1 to February 28, 2018**

Region	Province	Cases
01	Pangasinan	2
	Ilocos Sur	1
02	Cagayan	1
	Isabela	1
03	Pampanga	7
	Bulacan	4
	Nueva Ecija	1
06	Iloilo	3
	Capiz	1
	Antique	1
09	Zamboanga Del Norte	1
11	Davao Occidental	1
CARAGA	Agusan Del Sur	1
<b>Philippines</b>		<b>25</b>


**Editorial Board**

  
IRMA L. ASUNCION, MD, MHA, CESO III  
Director IV, Epidemiology Bureau

  
GENESIS MAY J. S. MONTE, MD, PHSAE  
OIC-Division Chief, PHSD

  
JUNE CANTATA B. CORPUZ, RN  
Nurse III, PIDS National  
Coordinator

  
MARIEL A. DEJESA, MD, MPM  
Medical Officer IV, PHSD

  
JEZZA JONAH D. CRUCENA, RN  
Nurse III, VPDS National  
Coordinator